

Non-Returning Student Survey

2008

NRS 2008

File Edit View Favorites Tools Help

Back Search Folders

Address I:\Recurring Phone Surveys\Non Returning Student\NRS 2008

File and Folder Tasks

- Make a new folder
- Publish this folder to the Web

Other Places

- Non Returning Student
- My Documents
- My Computer
- My Network Places

Details

NRS 2008
File Folder

Name	Size	Type	Date Modified
CATI files		File Folder	4/17/2008 2:57 PM
documentation		File Folder	4/7/2008 11:22 AM
old data		File Folder	3/20/2008 2:07 PM
NRS 2008 sample address	294 KB	Microsoft Excel Wor...	4/15/2008 9:34 AM
NRS 2008 Questionnaire	36 KB	Rich Text Format	4/17/2008 12:14 PM
non-returning 2008	1,766 KB	SPSS Data Document	4/17/2008 11:35 AM
NRS 2008 sample	571 KB	SPSS Data Document	2/6/2008 10:10 AM
NRS 2008 Survey Results	149 KB	SPSS Data Document	4/17/2008 12:04 PM
combine area and phone	1 KB	SPSS Syntax Docum...	4/1/2008 11:28 AM

8. Are there any other reasons or comments you wish to provide about why you chose **NOT** to return?

9. Are you currently attending another college or university? (**SELECT ONLY ONE**)

(1) Yes (*Continue with Question #10*)

(0) No (*Skip to Question #14*)

10. What is the name of the school you are currently attending? (**SELECT ALL THAT APPLY**)

(1) Central Michigan University

(8) University of Michigan—Ann Arbor

(2) Eastern Michigan University

(9) University of Michigan—Dearborn

(3) Henry Ford Community College

(10) University of Michigan—Flint

(4) Lawrence Technological University

(11) Wayne State University

(5) Michigan State University

(12) Walsh College

(6) Oakland University

(13) Western Michigan University

(7) University of Detroit-Mercy

(14) Other (*please specify*) _____

11. Using the scale of **very dissatisfied, somewhat dissatisfied, somewhat satisfied, or very satisfied**, please circle your level of satisfaction with the transfer procedures from OCC. (**CHECK ONE FOR EACH QUESTION**)

	<i>Very Dissatisfied</i>	<i>Somewhat Dissatisfied</i>	<i>Somewhat Satisfied</i>	<i>Very Satisfied</i>	<i>Does Not Apply</i>
a. Process of obtaining academic transcript from OCC to apply to your most recent school.	<input type="checkbox"/>	<input type="checkbox"/>	<input type="checkbox"/>	<input type="checkbox"/>	<input type="checkbox"/>
b. Number of OCC course credits accepted by your most recent school.	<input type="checkbox"/>	<input type="checkbox"/>	<input type="checkbox"/>	<input type="checkbox"/>	<input type="checkbox"/>
c. Information available at OCC about schools to which you could transfer.	<input type="checkbox"/>	<input type="checkbox"/>	<input type="checkbox"/>	<input type="checkbox"/>	<input type="checkbox"/>
d. Information available at OCC about specific programs to which you could transfer.	<input type="checkbox"/>	<input type="checkbox"/>	<input type="checkbox"/>	<input type="checkbox"/>	<input type="checkbox"/>
e. Information provided by OCC counselors concerning transfer options.	<input type="checkbox"/>	<input type="checkbox"/>	<input type="checkbox"/>	<input type="checkbox"/>	<input type="checkbox"/>
f. Information provided by faculty about transfer options.	<input type="checkbox"/>	<input type="checkbox"/>	<input type="checkbox"/>	<input type="checkbox"/>	<input type="checkbox"/>
g. Information provided about transfer options at OCC by representatives from other colleges or universities.	<input type="checkbox"/>	<input type="checkbox"/>	<input type="checkbox"/>	<input type="checkbox"/>	<input type="checkbox"/>



Please make any name or address changes below.

Dear former OCC student,

We are interested in hearing from former students regarding their experiences at OCC and why they have not returned. Your opinions are very important to us, so please take a few moments to answer the following questions.

Educational Goals

Our records indicate that you are not currently a student at OCC for the Winter 2007 term. Is this correct?

- No (*end survey*) Thank you for your time; there is no need to complete the rest of the survey.
- Yes (*continue with survey*)

Please think back regarding your reason for attending OCC.

1. What was your educational goal/primary reason for attending OCC? (**SELECT ONLY ONE**)

- (1) To complete courses for transfer to another institution **WITHOUT** obtaining a degree or certificate from OCC.
- (2) To complete courses for transfer to another institution **AFTER** obtaining a degree or certificate from OCC.
- (3) To obtain an OCC degree or certificate.
- (4) To gain knowledge **RELATED** to employment.
- (5) To gain knowledge **NOT** related to employment.
- (6) Undecided.
- (7) Other reason _____

Current Employment Status

2. What is your current employment status? Are you...? (**SELECT ONLY ONE**)

- (1) Self employed. (*Continue with question #3*)
- (2) Employed Full-time (35 hours or more per week). (*Continue with question #3*)
- (3) Employed Part-time (34 hours or less per week). (*Continue with question #3*)
- (4) Employed Full-time in Military Service. (*Continue with question #3*)
- (5) Unemployed, seeking employment. (*Skip to question #6*)
- (6) Unemployed, but not seeking employment. (*Skip to question #6*)

3. To what extent is your current job related to the degree/certificate program in which you were enrolled at OCC? (**SELECT ONLY ONE**)

- (3) Highly related
- (2) Somewhat related
- (1) Not at all related

Number surveyed

[DataSet1] I:\Recurring Phone Surveys\Non Returning Student\NRS 2008\NRS 2008 Survey Results.sav

Statistics

Student ID

N	Valid	255
	Missing	0

Reasons for Not Returning to OCC

[DataSet1] I:\Recurring Phone Surveys\Non Returning Student\NRS 2008\NRS 2008 Survey Results.sav

Please tell me if the reasons were a major reason, a minor reason, or not a reason in your decision NOT to return to OCC? - Decided to transfer to another

		Frequency	Percent	Valid Percent	Cumulative Percent
Valid	Major Reason	19	7.5	63.3	63.3
	Minor Reason	5	2.0	16.7	80.0
	Not A Reason	6	2.4	20.0	100.0
	Total	30	11.8	100.0	
Missing	System	225	88.2		
Total		255	100.0		

Please tell me if the reasons were a major reason, a minor reason, or not a reason in your decision NOT to return to OCC? - Health-related issue (personal or family)

		Frequency	Percent	Valid Percent	Cumulative Percent
Valid	Major Reason	1	.4	3.4	3.4
	Minor Reason	2	.8	6.9	10.3
	Not A Reason	24	9.4	82.8	93.1
	Don't Know	2	.8	6.9	100.0
	Total	29	11.4	100.0	
Missing	System	226	88.6		
Total		255	100.0		

Please tell me if the reasons were a major reason, a minor reason, or not a reason in your decision NOT to return to OCC? - Work-related responsibilities were too

		Frequency	Percent	Valid Percent	Cumulative Percent
Valid	Major Reason	3	1.2	10.3	10.3
	Minor Reason	2	.8	6.9	17.2
	Not A Reason	22	8.6	75.9	93.1
	Don't Know	2	.8	6.9	100.0
	Total	29	11.4	100.0	
Missing	System	226	88.6		
Total		255	100.0		

Now, I'm going to read you a number of reasons why students might leave college. Please tell me if the reasons were a major reason, a minor reason, or not a reason in your decision NOT to return to OCC? - Family responsibilities were too great

		Frequency	Percent	Valid Percent	Cumulative Percent
Valid	Major Reason	2	.8	7.1	7.1
	Minor Reason	2	.8	7.1	14.3
	Not A Reason	22	8.6	78.6	92.9
	Don't Know	2	.8	7.1	100.0
	Total	28	11.0	100.0	
Missing	System	227	89.0		
Total		255	100.0		

Now, I'm going to read you a number of reasons why students might leave college. Please tell me if the reasons were a major reason, a minor reason, or not a reason in your decision NOT to return to OCC? - Relocated to another area

		Frequency	Percent	Valid Percent	Cumulative Percent
Valid	Major Reason	3	1.2	10.3	10.3
	Minor Reason	5	2.0	17.2	27.6
	Not A Reason	19	7.5	65.5	93.1
	Don't Know	2	.8	6.9	100.0
	Total	29	11.4	100.0	
Missing	System	226	88.6		
Total		255	100.0		

Now, I'm going to read you a number of reasons why students might leave college. Please tell me if the reasons were a major reason, a minor reason, or not a reason in your decision NOT to return to OCC? - Dissatisfied with my grades

		Frequency	Percent	Valid Percent	Cumulative Percent
Valid	Major Reason	3	1.2	10.7	10.7
	Minor Reason	3	1.2	10.7	21.4
	Not A Reason	20	7.8	71.4	92.9
	Don't Know	2	.8	7.1	100.0
	Total	28	11.0	100.0	
Missing	System	227	89.0		
Total		255	100.0		

Now, I'm going to read you a number of reasons why students might leave college. Please tell me if the reasons were a major reason, a minor reason, or not a reason in your decision NOT to return to OCC? - Courses were too difficult

		Frequency	Percent	Valid Percent	Cumulative Percent
Valid	Minor Reason	2	.8	7.1	7.1
	Not A Reason	24	9.4	85.7	92.9
	Don't Know	2	.8	7.1	100.0
	Total	28	11.0	100.0	
Missing	System	227	89.0		
Total		255	100.0		

Continuing on, please tell me if the following reasons were a major reason, a minor reason, or not a reason in your decision NOT to return to OCC? - Courses were not challenging

		Frequency	Percent	Valid Percent	Cumulative Percent
Valid	Major Reason	2	.8	7.4	7.4
	Minor Reason	6	2.4	22.2	29.6
	Not A Reason	18	7.1	66.7	96.3
	Don't Know	1	.4	3.7	100.0
	Total	27	10.6	100.0	
Missing	System	228	89.4		
Total		255	100.0		

Continuing on, please tell me if the following reasons were a major reason, a minor reason, or not a reason in your decision NOT to return to OCC? - Courses were not required for my job

		Frequency	Percent	Valid Percent	Cumulative Percent
Valid	Major Reason	4	1.6	14.3	14.3
	Minor Reason	1	.4	3.6	17.9
	Not A Reason	22	8.6	78.6	96.4
	Don't Know	1	.4	3.6	100.0
	Total	28	11.0	100.0	
Missing	System	227	89.0		
Total		255	100.0		

Continuing on, please tell me if the following reasons were a major reason, a minor reason, or not a reason in your decision NOT to return to OCC? - Accepted full-time job

		Frequency	Percent	Valid Percent	Cumulative Percent
Valid	Major Reason	2	.8	7.4	7.4
	Not A Reason	24	9.4	88.9	96.3
	Don't Know	1	.4	3.7	100.0
	Total	27	10.6	100.0	
Missing	System	228	89.4		
Total		255	100.0		

Continuing on, please tell me if the following reasons were a major reason, a minor reason, or not a reason in your decision NOT to return to OCC? - Wanted to obtain work experience

		Frequency	Percent	Valid Percent	Cumulative Percent
Valid	Major Reason	2	.8	7.7	7.7
	Minor Reason	1	.4	3.8	11.5
	Not A Reason	22	8.6	84.6	96.2
	Don't Know	1	.4	3.8	100.0
	Total	26	10.2	100.0	
Missing	System	229	89.8		
Total		255	100.0		

Continuing on, please tell me if the following reasons were a major reason, a minor reason, or not a reason in your decision NOT to return to OCC? - Courses not offered at convenient times

		Frequency	Percent	Valid Percent	Cumulative Percent
Valid	Major Reason	1	.4	3.7	3.7
	Minor Reason	3	1.2	11.1	14.8
	Not A Reason	22	8.6	81.5	96.3
	Don't Know	1	.4	3.7	100.0
	Total	27	10.6	100.0	
Missing	System	228	89.4		
Total		255	100.0		

Continuing on, please tell me if the following reasons were a major reason, a minor reason, or not a reason in your decision NOT to return to OCC? - Financial considerations/issues

		Frequency	Percent	Valid Percent	Cumulative Percent
Valid	Major Reason	2	.8	7.1	7.1
	Minor Reason	5	2.0	17.9	25.0
	Not A Reason	20	7.8	71.4	96.4
	Don't Know	1	.4	3.6	100.0
	Total	28	11.0	100.0	
Missing	System	227	89.0		
Total		255	100.0		

Continuing on, please tell me if the following reasons were a major reason, a minor reason, or not a reason in your decision NOT to return to OCC? - Done with school

		Frequency	Percent	Valid Percent	Cumulative Percent
Valid	Major Reason	1	.4	3.8	3.8
	Minor Reason	1	.4	3.8	7.7
	Not A Reason	23	9.0	88.5	96.2
	Don't Know	1	.4	3.8	100.0
	Total	26	10.2	100.0	
Missing	System	229	89.8		
Total		255	100.0		

Continuing on, please tell me if the following reasons were a major reason, a minor reason, or not a reason in your decision NOT to return to OCC? - Other

		Frequency	Percent	Valid Percent	Cumulative Percent
Valid	Major Reason	6	2.4	35.3	35.3
	Not A Reason	11	4.3	64.7	100.0
	Total	17	6.7	100.0	
Missing	System	238	93.3		
Total		255	100.0		

Currently Attending another institution

[DataSet1] I:\Recurring Phone Surveys\Non Returning Student\NRS 2008\NRS 2008 Survey Results.sav

Statistics

Are you currently attending another college or university?

N	Valid	237
	Missing	18

Are you currently attending another college or university?

		Frequency	Percent	Valid Percent	Cumulative Percent
Valid	Yes	100	39.2	42.2	42.2
	No	137	53.7	57.8	100.0
	Total	237	92.9	100.0	
Missing	System	18	7.1		
Total		255	100.0		

Institution Currently Attending

[DataSet1] I:\Recurring Phone Surveys\Non Returning Student\NRS 2008\NRS 2008 Survey Results.sav

What is the name of the school you are currently attending? - Central Michigan

		Frequency	Percent	Valid Percent	Cumulative Percent
Valid	Yes	1	.4	5.9	5.9
	No	16	6.3	94.1	100.0
	Total	17	6.7	100.0	
Missing	System	238	93.3		
Total		255	100.0		

What is the name of the school you are currently - Eastern Michigan

		Frequency	Percent	Valid Percent	Cumulative Percent
Valid	Yes	1	.4	5.9	5.9
	No	16	6.3	94.1	100.0
	Total	17	6.7	100.0	
Missing	System	238	93.3		
Total		255	100.0		

What is the name of the school you are currently attending? - Henry Ford Community

		Frequency	Percent	Valid Percent	Cumulative Percent
Valid	Yes	3	1.2	15.8	15.8
	No	16	6.3	84.2	100.0
	Total	19	7.5	100.0	
Missing	System	236	92.5		
Total		255	100.0		

What is the name of the school you are currently attending? - Lawrence

		Frequency	Percent	Valid Percent	Cumulative Percent
Valid	Yes	1	.4	5.9	5.9
	No	16	6.3	94.1	100.0
	Total	17	6.7	100.0	
Missing	System	238	93.3		
Total		255	100.0		

What is the name of the school you are currently attending? - Michigan State

		Frequency	Percent	Valid Percent	Cumulative Percent
Valid	Yes	4	1.6	20.0	20.0
	No	16	6.3	80.0	100.0
	Total	20	7.8	100.0	
Missing	System	235	92.2		
Total		255	100.0		

What is the name of the school you are currently attending? - Oakland University

		Frequency	Percent	Valid Percent	Cumulative Percent
Valid	Yes	19	7.5	59.4	59.4
	No	13	5.1	40.6	100.0
	Total	32	12.5	100.0	
Missing	System	223	87.5		
Total		255	100.0		

What is the name of the school you are currently attending? - University of

		Frequency	Percent	Valid Percent	Cumulative Percent
Valid	Yes	3	1.2	15.8	15.8
	No	16	6.3	84.2	100.0
	Total	19	7.5	100.0	
Missing	System	236	92.5		
Total		255	100.0		

What is the name of the school you are currently attending? (CHECK ALL THAT APPLY)(INTERVIEWER: IF THEIR SCHOOL IS NOT LISTED BELOW, THE NEXT QUESTION PROVIDES SPACE FOR OTHER SCHOOL)YOU MUST CLICK NEXT TO PROCEED WITH SURVEY - University of

		Frequency	Percent	Valid Percent	Cumulative Percent
Valid	Yes	3	1.2	17.6	17.6
	No	14	5.5	82.4	100.0
	Total	17	6.7	100.0	
Missing	System	238	93.3		
Total		255	100.0		

What is the name of the school you are currently attending? (CHECK ALL THAT APPLY)(INTERVIEWER: IF THEIR SCHOOL IS NOT LISTED BELOW, THE NEXT QUESTION PROVIDES SPACE FOR OTHER SCHOOL)YOU MUST CLICK NEXT TO PROCEED WITH SURVEY - University of

		Frequency	Percent	Valid Percent	Cumulative Percent
Valid	Yes	1	.4	6.3	6.3
	No	15	5.9	93.8	100.0
	Total	16	6.3	100.0	
Missing	System	239	93.7		
Total		255	100.0		

What is the name of the school you are currently attending? (CHECK ALL THAT APPLY)(INTERVIEWER: IF THEIR SCHOOL IS NOT LISTED BELOW, THE NEXT QUESTION PROVIDES SPACE FOR OTHER SCHOOL)YOU MUST CLICK NEXT TO PROCEED WITH SURVEY - University of

		Frequency	Percent	Valid Percent	Cumulative Percent
Valid	No	16	6.3	100.0	100.0
Missing	System	239	93.7		
Total		255	100.0		

What is the name of the school you are currently attending? (CHECK ALL THAT APPLY)(INTERVIEWER: IF THEIR SCHOOL IS NOT LISTED BELOW, THE NEXT QUESTION PROVIDES SPACE FOR OTHER SCHOOL)YOU MUST CLICK NEXT TO PROCEED WITH SURVEY - Wayne State

		Frequency	Percent	Valid Percent	Cumulative Percent
Valid	Yes	15	5.9	55.6	55.6
	No	12	4.7	44.4	100.0
	Total	27	10.6	100.0	
Missing	System	228	89.4		
Total		255	100.0		

What is the name of the school you are currently attending? (CHECK ALL THAT APPLY)(INTERVIEWER: IF THEIR SCHOOL IS NOT LISTED BELOW, THE NEXT QUESTION PROVIDES SPACE FOR OTHER SCHOOL)YOU MUST CLICK NEXT TO PROCEED WITH SURVEY - Walsh College

		Frequency	Percent	Valid Percent	Cumulative Percent
Valid	Yes	2	.8	11.1	11.1
	No	16	6.3	88.9	100.0
	Total	18	7.1	100.0	
Missing	System	237	92.9		
Total		255	100.0		

What is the name of the school you are currently attending? (CHECK ALL THAT APPLY)(INTERVIEWER: IF THEIR SCHOOL IS NOT LISTED BELOW, THE NEXT QUESTION PROVIDES SPACE FOR OTHER SCHOOL)YOU MUST CLICK NEXT TO PROCEED WITH SURVEY - Western Michigan

	Frequency	Percent	Valid Percent	Cumulative Percent
Valid Yes	2	.8	11.8	11.8
No	15	5.9	88.2	100.0
Total	17	6.7	100.0	
Missing System	238	93.3		
Total	255	100.0		

What is the name of the school you are currently attending? (CHECK ALL THAT APPLY)(INTERVIEWER: IF THEIR SCHOOL IS NOT LISTED BELOW, THE NEXT QUESTION PROVIDES SPACE FOR OTHER SCHOOL)YOU MUST CLICK NEXT TO PROCEED WITH SURVEY - Other

	Frequency	Percent	Valid Percent	Cumulative Percent
Valid Yes	37	14.5	71.2	71.2
No	15	5.9	28.8	100.0
Total	52	20.4	100.0	
Missing System	203	79.6		
Total	255	100.0		

(Interviewer: If respondent stated 'other' school attending, please enter here.)Other school attending

	Frequency	Percent	Valid Percent	Cumulative Percent
Valid	208	81.6	81.6	81.6
Art Institute in Livonia	1	.4	.4	82.0
Ashford University	1	.4	.4	82.4
Ashworth University	1	.4	.4	82.7
Baker	2	.8	.8	83.5
Baker College	2	.8	.8	84.3
Carnegie Institute	1	.4	.4	84.7
Carnegie Institute in Troy	1	.4	.4	85.1
Chamberlin Nursing	1	.4	.4	85.5
Davenport University	1	.4	.4	85.9
DORSEY	1	.4	.4	86.3
Embry Riddle	1	.4	.4	86.7
Everest Institute	1	.4	.4	87.1
Global Information Technology	1	.4	.4	87.5
Grand Valley	1	.4	.4	87.8
In Florida	1	.4	.4	88.2
Indiana University	1	.4	.4	88.6
ITT Tech, Troy, MI	1	.4	.4	89.0
Lansing Comm. College	1	.4	.4	89.4
Loyola University, Chicago	1	.4	.4	89.8
Macomb Community College	1	.4	.4	90.2
Macomb Community College	2	.8	.8	91.0
Madison Area Technical College, Madison, WI	1	.4	.4	91.4
Madonna Univ.	1	.4	.4	91.8

(Interviewer: If respondent stated 'other' school attending, please enter here.)Other school attending

		Frequency	Percent	Valid Percent	Cumulative Percent
Valid	Madonna University	1	.4	.4	92.2
	Mc Comb	1	.4	.4	92.5
	None of your business	1	.4	.4	92.9
	Northern Oklahoma College	1	.4	.4	93.3
	Rochester College	1	.4	.4	93.7
	School of Visual Arts, New York, NY	1	.4	.4	94.1
	Schoolcraft	1	.4	.4	94.5
	SCHOOLCRAFT	1	.4	.4	94.9
	Schoolcraft Community College	1	.4	.4	95.3
	St Petersburg Jr College	1	.4	.4	95.7
	Stratford Career Institute	1	.4	.4	96.1
	Univ. of Findlay in Ohio.	1	.4	.4	96.5
	Univ. of Phonic	1	.4	.4	96.9
	University of Findlay, Findlay, Ohio	1	.4	.4	97.3
	University of Nevada, Las Vegas	1	.4	.4	97.6
	University of Phoenix	1	.4	.4	98.0
	University of Texas - Arlington	1	.4	.4	98.4
	VALLENCIA COMMUNITY COLLEGE	1	.4	.4	98.8
	Wayne County Community College	1	.4	.4	99.2
	wayne state university	1	.4	.4	99.6
	Western governors Univ.	1	.4	.4	100.0
	Total	255	100.0	100.0	

Satisfaction with OCC Transfer Procedures

[DataSet1] I:\Recurring Phone Surveys\Non Returning Student\NRS 2008\NRS 2008 Survey Results.sav

Using the scale very dissatisfied, somewhat dissatisfied, somewhat satisfied, very satisfied, please tell me your level of satisfaction with the transfer procedures from OCC. - Process of obtaining an academic transcript from OCC to apply to you

		Frequency	Percent	Valid Percent	Cumulative Percent
Valid	Very Dissatisfied	4	1.6	4.1	4.1
	Somewhat Dissatisfied	6	2.4	6.2	10.3
	Neutral	12	4.7	12.4	22.7
	Somewhat Satisfied	37	14.5	38.1	60.8
	Very Satisfied	38	14.9	39.2	100.0
	Total	97	38.0	100.0	
Missing	Does Not Apply	3	1.2		
	System	155	60.8		
	Total	158	62.0		
Total		255	100.0		

Using the scale very dissatisfied, somewhat dissatisfied, somewhat satisfied, very satisfied, please tell me your level of satisfaction with the transfer procedures from OCC. -
 Number of OCC course credits accepted by your most recent school

		Frequency	Percent	Valid Percent	Cumulative Percent
Valid	Very Dissatisfied	4	1.6	4.2	4.2
	Somewhat Dissatisfied	9	3.5	9.5	13.7
	Neutral	5	2.0	5.3	18.9
	Somewhat Satisfied	43	16.9	45.3	64.2
	Very Satisfied	34	13.3	35.8	100.0
	Total	95	37.3	100.0	
Missing	Does Not Apply	4	1.6		
	System	156	61.2		
	Total	160	62.7		
Total	255	100.0			

Using the scale very dissatisfied, somewhat dissatisfied, somewhat satisfied, very satisfied, please tell me your level of satisfaction with the transfer procedures from OCC. -
 Information available at OCC about schools to which you could transfer

		Frequency	Percent	Valid Percent	Cumulative Percent
Valid	Very Dissatisfied	1	.4	1.3	1.3
	Somewhat Dissatisfied	7	2.7	9.0	10.3
	Neutral	10	3.9	12.8	23.1
	Somewhat Satisfied	37	14.5	47.4	70.5
	Very Satisfied	23	9.0	29.5	100.0
	Total	78	30.6	100.0	
Missing	Does Not Apply	22	8.6		
	System	155	60.8		
	Total	177	69.4		
Total	255	100.0			

Using the scale very dissatisfied, somewhat dissatisfied, somewhat satisfied, very satisfied, please tell me your level of satisfaction with the transfer procedures from OCC. -
 Information available at OCC about specific programs to which you could

		Frequency	Percent	Valid Percent	Cumulative Percent
Valid	Very Dissatisfied	1	.4	1.4	1.4
	Somewhat Dissatisfied	9	3.5	12.5	13.9
	Neutral	9	3.5	12.5	26.4
	Somewhat Satisfied	33	12.9	45.8	72.2
	Very Satisfied	20	7.8	27.8	100.0
	Total	72	28.2	100.0	
Missing	Does Not Apply	28	11.0		
	System	155	60.8		
	Total	183	71.8		
Total	255	100.0			

Using the scale very dissatisfied, somewhat dissatisfied, somewhat satisfied, very satisfied, please tell me your level of satisfaction with the transfer procedures from OCC. - Information provided by OCC counselors about transfer options.

		Frequency	Percent	Valid Percent	Cumulative Percent
Valid	Very Dissatisfied	4	1.6	5.5	5.5
	Somewhat Dissatisfied	10	3.9	13.7	19.2
	Neutral	9	3.5	12.3	31.5
	Somewhat Satisfied	25	9.8	34.2	65.8
	Very Satisfied	25	9.8	34.2	100.0
Total		73	28.6	100.0	
Missing	Does Not Apply	28	11.0		
	System	154	60.4		
Total		182	71.4		
Total		255	100.0		

Using the scale very dissatisfied, somewhat dissatisfied, somewhat satisfied, very satisfied, please tell me your level of satisfaction with the transfer procedures from OCC. - Information provided by faculty about transfer options.

		Frequency	Percent	Valid Percent	Cumulative Percent
Valid	Very Dissatisfied	2	.8	3.1	3.1
	Somewhat Dissatisfied	8	3.1	12.3	15.4
	Neutral	10	3.9	15.4	30.8
	Somewhat Satisfied	22	8.6	33.8	64.6
	Very Satisfied	23	9.0	35.4	100.0
Total		65	25.5	100.0	
Missing	Does Not Apply	34	13.3		
	System	156	61.2		
Total		190	74.5		
Total		255	100.0		

Using the scale very dissatisfied, somewhat dissatisfied, somewhat satisfied, very satisfied, please tell me your level of satisfaction with the transfer procedures from OCC. - Information provided about transfer options at OCC by representatives

		Frequency	Percent	Valid Percent	Cumulative Percent
Valid	Very Dissatisfied	3	1.2	4.4	4.4
	Somewhat Dissatisfied	9	3.5	13.2	17.6
	Neutral	11	4.3	16.2	33.8
	Somewhat Satisfied	23	9.0	33.8	67.6
	Very Satisfied	22	8.6	32.4	100.0
Total		68	26.7	100.0	
Missing	Does Not Apply	32	12.5		
	System	155	60.8		
Total		187	73.3		
Total		255	100.0		

Satisfaction with OCC's Academic Preparedness

[DataSet1] I:\Recurring Phone Surveys\Non Returning Student\NRS 2008\NRS 2008 Survey Results.sav

Using the same scale, please tell me your degree of satisfaction or satisfaction with how well OCC prepared you academically for your current school. - Academic preparation for general education courses (eg. English, Math) at your most recent

		Frequency	Percent	Valid Percent	Cumulative Percent
Valid	Very Dissatisfied	4	1.6	4.4	4.4
	Somewhat Dissatisfied	2	.8	2.2	6.7
	Neutral	10	3.9	11.1	17.8
	Somewhat Satisfied	44	17.3	48.9	66.7
	Very Satisfied	30	11.8	33.3	100.0
	Total	90	35.3	100.0	
Missing	Does Not Apply	10	3.9		
	System	155	60.8		
	Total	165	64.7		
Total		255	100.0		

Using the same scale, please tell me your degree of satisfaction or satisfaction with how well OCC prepared you academically for your current school. - Academic preparation for courses you are taking in your major field of study at your most recent

		Frequency	Percent	Valid Percent	Cumulative Percent
Valid	Very Dissatisfied	4	1.6	4.5	4.5
	Somewhat Dissatisfied	4	1.6	4.5	9.0
	Neutral	9	3.5	10.1	19.1
	Somewhat Satisfied	42	16.5	47.2	66.3
	Very Satisfied	30	11.8	33.7	100.0
	Total	89	34.9	100.0	
Missing	Does Not Apply	11	4.3		
	System	155	60.8		
	Total	166	65.1		
Total		255	100.0		

Using the same scale, please tell me your degree of satisfaction or satisfaction with how well OCC prepared you academically for your current school. - Preparation for the level of difficulty of course material at your most recent school.

		Frequency	Percent	Valid Percent	Cumulative Percent
Valid	Very Dissatisfied	3	1.2	3.2	3.2
	Somewhat Dissatisfied	6	2.4	6.5	9.7
	Neutral	14	5.5	15.1	24.7
	Somewhat Satisfied	45	17.6	48.4	73.1
	Very Satisfied	25	9.8	26.9	100.0
	Total	93	36.5	100.0	
Missing	Does Not Apply	7	2.7		
	System	155	60.8		
	Total	162	63.5		
Total		255	100.0		

Using the same scale, please tell me your degree of satisfaction or satisfaction with how well OCC prepared you academically for your current school. - Preparation for the workload expectations of courses (eg. amount of reading, number of

		Frequency	Percent	Valid Percent	Cumulative Percent
Valid	Very Dissatisfied	3	1.2	3.3	3.3
	Somewhat Dissatisfied	8	3.1	8.7	12.0
	Neutral	14	5.5	15.2	27.2
	Somewhat Satisfied	45	17.6	48.9	76.1
	Very Satisfied	22	8.6	23.9	100.0
	Total	92	36.1	100.0	
Missing	Does Not Apply	8	3.1		
	System	155	60.8		
	Total	163	63.9		
Total		255	100.0		

Educational Goal

[DataSet1] I:\Recurring Phone Surveys\Non Returning Student\NRS 2008\NRS 2008 Survey Results.sav

Statistics

Now, I'd like you to think back and tell me your reason for attending OCC.What was your educational goal/primary reason for attending OCC? (SELECT ONLY ONE)

N	Valid	236
	Missing	19

Now, I'd like you to think back and tell me your reason for attending OCC.What was your educational goal/primary reason for attending OCC? (SELECT ONLY ONE)

		Frequency	Percent	Valid Percent	Cumulative Percent
Valid	To complete courses for transfer to another institution WITHOUT obtaining a degree or certificate from OCC	85	33.3	36.0	36.0
	To complete courses for transfer to another institution AFTER obtaining a degree or certificate from OCC	27	10.6	11.4	47.5
	To obtain an OCC degree or certificate	81	31.8	34.3	81.8
	To gain knowledge RELATED to employment	20	7.8	8.5	90.3
	To gain knowledge NOT related to employment	12	4.7	5.1	95.3
	Undecided	2	.8	.8	96.2
	Other	9	3.5	3.8	100.0
	Total	236	92.5	100.0	
Missing	System	19	7.5		
Total		255	100.0		

Employment Status

Statistics

The next several questions are about your current employment status.What is your current employment status? Are you...

N	Valid	238
	Missing	17

The next several questions are about your current employment status.What is your current employment status? Are you...

		Frequency	Percent	Valid Percent	Cumulative Percent
Valid	Self-employed	17	6.7	7.1	7.1
	Employed Full-time (35 hours or more per week)	107	42.0	45.0	52.1
	Employed Part-time (34 hours or less per week)	63	24.7	26.5	78.6
	Unemployed, seeking employment	19	7.5	8.0	86.6
	Unemployed, but not seeking employment	32	12.5	13.4	100.0
	Total	238	93.3	100.0	
Missing	System	17	6.7		
Total		255	100.0		

Employment Relation to OCC program

Statistics

To what extent is your current job related to the degree/certificate program in which you were enrolled at OCC?

N	Valid	186
	Missing	69

To what extent is your current job related to the degree/certificate program in which you were enrolled at OCC?

		Frequency	Percent	Valid Percent	Cumulative Percent
Valid	Not at all related	101	39.6	54.3	54.3
	Somewhat related	42	16.5	22.6	76.9
	Highly related	43	16.9	23.1	100.0
	Total	186	72.9	100.0	
Missing	System	69	27.1		
Total		255	100.0		

Use of skills learned at OCC

Statistics

How often would you say you use the skills learned at OCC in your current employment?

N	Valid	186
	Missing	69

How often would you say you use the skills learned at OCC in your current employment?

		Frequency	Percent	Valid Percent	Cumulative Percent
Valid	Never	69	27.1	37.1	37.1
	Some of the time	67	26.3	36.0	73.1
	Most of the time	26	10.2	14.0	87.1
	All of the time	24	9.4	12.9	100.0
	Total	186	72.9	100.0	
Missing	System	69	27.1		
Total		255	100.0		

Would you return to OCC

[DataSet1] I:\Recurring Phone Surveys\Non Returning Student\NRS 2008\NRS 2008 Survey Results.sav

Statistics

Please consider your decision to enroll at OCC. If you had to do it all over again, which of the following best describes the choice you would make regarding meeting your

N	Valid	235
	Missing	20

Please consider your decision to enroll at OCC. If you had to do it all over again, which of the following best describes the choice you would make regarding meeting your

		Frequency	Percent	Valid Percent	Cumulative Percent
Valid	Definitely would not return	7	2.7	3.0	3.0
	Probably would not return	21	8.2	8.9	11.9
	Probably would return	72	28.2	30.6	42.6
	Definitely would return	135	52.9	57.4	100.0
	Total	235	92.2	100.0	
Missing	System	20	7.8		
Total		255	100.0		

Other reasons why not attending OCC

[DataSet1] I:\Recurring Phone Surveys\Non Returning Student\NRS 2008\NRS 2008 Survey Results.sav

List of Other Reasons

	Frequency	Percent	Valid Percent	Cumulative Percent
Valid	243	95.3	95.3	95.3
I transferred to another community college for their degree in the field I wanted to study.	1	.4	.4	95.7
(I was) on a waiting list for ADN (nursing). OCC changed the priority to get in. Two years ago the priority was to take all the pre-requisites. In May 2007, priority changed to having (a) high GPA. I had a 3.0, which isn't high enough.	1	.4	.4	96.1
Chef Sue was the biggest reason why I did not come back.	1	.4	.4	96.5
Going into nursing program somewhere	1	.4	.4	96.9
Going to Baker College because it is a four year college not a 2 year	1	.4	.4	97.3
Going to the Navy and will finish school there.	1	.4	.4	97.6
I had issues with the program I was in. I thought it was a waste of time.	1	.4	.4	98.0
I was a student in the Sign Language Interpreting Program and became increasingly frustrated as the next required course was either not offered or offered and then canceled. I had signed up for ASL-5 two or three times with none available.	1	.4	.4	98.4
I was re-hired as an art teacher in my former school district.	1	.4	.4	98.8
no	1	.4	.4	99.2
OCC discontinued the program I was in (Pre-Engineering).	1	.4	.4	99.6
Transferred	1	.4	.4	100.0
Total	255	100.0	100.0	

Any other reasons why you are NOT attending OCC?

	Frequency	Percent	Valid Percent	Cumulative Percent
Valid	242	94.9	94.9	94.9
(I didn't like) the location of classes I wanted to attend. Not all staff was friendly toward students.	1	.4	.4	95.3
Chef Sue was very rude, and just is NOT a nice person, and because of her, I don't even recommend your school.	1	.4	.4	95.7
decided to apply for apprentice	1	.4	.4	96.1
I transferred to a 4-year college. I enjoyed OCC and have nothing against it.	1	.4	.4	96.5
I was forced to re-examine my choices. I decided to apply at a University that was more organized. Classes I took at OCC were wonderful - just wish they were offered consistently and timely.	1	.4	.4	96.9
I, now, do not need the classes that I was going to take.	1	.4	.4	97.3
It was a great experience. I would encourage others to attend. I went ahead with a larger University first.	1	.4	.4	97.6
My last semester was completely a waste of time. Consider who you employ for faculty. If I ever come back, there needs to be a major change on how your faculty & teaching assistants motivate students.	1	.4	.4	98.0
no	3	1.2	1.2	99.2
NO	1	.4	.4	99.6
The major reason was OCC decided to accept those with the highest GPA (4.0, 3.9, 3.8, etc.). From '05 to '07, as a full time student, earning a 3.0, I should have taken part time and earned a 4.0.	1	.4	.4	100.0
Total	255	100.0	100.0	

Problems/Concerns

[DataSet1] I:\Recurring Phone Surveys\Non Returning Student\NRS 2008\NRS 2008 Survey results.sav

Statistics

Are there any problems or concerns you encountered while attending (academic or administrative) OCC?

N	Valid	255
	Missing	0

Are there any problems or concerns you encountered while attending (academic or administrative) OCC?

	Frequency	Percent	Valid Percent	Cumulative Percent
Valid	131	51.4	51.4	51.4
At times - RUDE	1	.4	.4	51.8
Chef Sue	1	.4	.4	52.2
CNC, CAM courses under-attended/not offered due to lack of students; OCC needs to promote program in community, and actively seek support (financial/equipment) from business/equipment supplier community.	1	.4	.4	52.5
Consider contacting students by cell phone if there is a course change at all. I didn't get a call because of [your] policy. I would be embarassed if I applied to any psychology program at any university if Gloria Mansour was professor in my courses.	1	.4	.4	52.9
Could not wait to get into nursing	1	.4	.4	53.3
Counselors don't seem to be all that resourceful or encouraging to continue my education (i.e., "You've been doing this since 1994; why are you here?")	1	.4	.4	53.7
Counselors weren't as helpful as they could have been. The Financial Aid office is a waste of time.	1	.4	.4	54.1
Eugene did not want to answer the rest of the questions.	1	.4	.4	54.5
Had to take basic classes again	1	.4	.4	54.9
I am a mother of three and I run a full-time business with 14 employees. The time factor is hard for me, as well as the cost of classes.	1	.4	.4	55.3
I cannot pass Math. I need more help!	1	.4	.4	55.7

Are there any problems or concerns you encountered while attending (academic or administrative) OCC?

	Frequency	Percent	Valid Percent	Cumulative Percent
Valid I did have an encounter with Prof. Stevenson who taught Statistics at the Auburn Hills Campus, and he was not a good professor at all, and I had to end up taking the class a second time [because] his course was so difficult.	1	.4	.4	56.1
I enjoyed OCC very much. The class size was perfect and the teachers were wonderful.	1	.4	.4	56.5
I had a problem with an instructor.	1	.4	.4	56.9
I had problems only when the snow came. During bad weather it took me too long to get to school.	1	.4	.4	57.3
I loved OCC! I liked the people, the students, the office staff, [and] the computer lab. I just need to find another class in which I am interested, and that fits in my schedule - maybe a writing class, or learning a language.	1	.4	.4	57.6
I took an online course. The instructor decided to stop participating after three wks. The initial response by OCC Dean Hendricks was for me to drop the class. I demanded a refund, & was only able to get it after several letters & unnec. headaches.	1	.4	.4	58.0
I wanted to get into a program sooner. Too long to wait at OCC.	1	.4	.4	58.4
I wish there were more on-line classes.	1	.4	.4	58.8
I wish you had more nursing programs at more campuses	1	.4	.4	59.2
I WOULD LOVE TO RETURN, BUT THE CLASSES I NEED ARE ALWAYS FILLED, EVEN ON THE FIRST DAY, FIRST HOUR.	1	.4	.4	59.6
It was difficult to meet with counselors. When I did, I was not encouraged to stay at O.C.C. "due to grades."	1	.4	.4	60.0

Are there any problems or concerns you encountered while attending (academic or administrative) OCC?

	Frequency	Percent	Valid Percent	Cumulative Percent
Valid It was difficult, if not impossible, to medically withdraw from classes and still get financial aid.	1	.4	.4	60.4
Mr. Cook was a mean man who did not reach out to struggling students.	1	.4	.4	60.8
My last math class started w/ 15 students; when I dropped in week 13, there were only 3 left. I'm a 3.98 GPA student, a highly-motivated adult.	1	.4	.4	61.2
Mrs. Pert [was] not very helpful or clear. All other OCC classes were fine. Mr. Cole was a great teacher.				
My problem was the disorganization of scheduling. A two-year program was turning into a four-year track without the perk of a B.A. for my time.	1	.4	.4	61.6
My transcripts are missing some classes.	1	.4	.4	62.0
No - had a hard time to get to school....because of the kids.	1	.4	.4	62.4
No - one course I had issues with. Calculus teacher was not prepared and not competent.	1	.4	.4	62.7
no	30	11.8	11.8	74.5
No	13	5.1	5.1	79.6
NO	15	5.9	5.9	85.5
No but I got pregnant (not @ OCC)	1	.4	.4	85.9
no problems	1	.4	.4	86.3
No, everything went smoothly.	1	.4	.4	86.7
No, except the young students who didn't want to do any work and wanted me to share my work.....annoying!!	1	.4	.4	87.1
no, however, there is a professor there that I didn't care for. The class complained to the dean and the professor didn't return.	1	.4	.4	87.5
No, I had a wonderful experience.	1	.4	.4	87.8
No, just a lack of time; I will be back.	1	.4	.4	88.2

Are there any problems or concerns you encountered while attending (academic or administrative) OCC?

	Frequency	Percent	Valid Percent	Cumulative Percent
Valid No, my experience at OCC was pleasant most of the time, and I gained a great deal of knowledge from my experience there. The professors are very flexible with helping students learn.	1	.4	.4	88.6
No...I didn't transfer the classes from OCC. I just took them as prep for U of M	1	.4	.4	89.0
No; The distance was too much. Live near an Ann Arbor.	1	.4	.4	89.4
None, just that registering was a pain.	1	.4	.4	89.8
none; However the Southfield & Royal Oak campus did not have the courses that I needed so had to attend another school.	1	.4	.4	90.2
None; I plan on re-enrolling in the spring.	1	.4	.4	90.6
None; may be back (enrolling for classes again); loved all my teachers and the experience	1	.4	.4	91.0
Not enough classes offered in psychology	1	.4	.4	91.4
OCC discontinued the Pre-Engineering program that I was in.	1	.4	.4	91.8
One problem I had was withdrawing from my classes too late, and it affected my GPA horribly. I missed the time frame for dropping classes, and was put on academic probation.	1	.4	.4	92.2
People at front desk are rude. They suck and have no people skills. My husband went with me to get information and they kept addressing him instead of me. I was the student!!!	1	.4	.4	92.5
Some problems getting classes I needed.	1	.4	.4	92.9
Some teachers need to develop more social relation and communication (skills) so we feel more comfortable and free to ask and gain knowledge.	1	.4	.4	93.3

Are there any problems or concerns you encountered while attending (academic or administrative) OCC?

	Frequency	Percent	Valid Percent	Cumulative Percent
Valid Teachers are not as passionate.	1	.4	.4	93.7
The auto shop classrooms were very dirty. The desk tops and floors were never cleaned. Light fixtures had burned out bulbs. How about cleaning or painting the walls?	1	.4	.4	94.1
The Counseling Department served as ZERO help for transferring forms to colleges [where] I was applying. I had to relentlessly ask for help from various counselors for signing forms, yet no help was given.	1	.4	.4	94.5
The only problem I really had was when I talked to a counselor about my career path, she suggested Liberal Arts instead of Science, which was confusing, because I clearly expressed my wish to go into a science field.	1	.4	.4	94.9
The people in the Financial Aid Office are VERY RUDE, and should be talked to about that. Most instructors need to be more explanatory, and not expect ALL students to understand the first time something is explained.	1	.4	.4	95.3
The tuition reimbursement policy is too restrictive. I lost nearly \$1000 because I dropped three classes after the second class meeting. I wasn't able to understand workload of each class until the second meeting. The time limit should be extended.	1	.4	.4	95.7
The waiting period for the Diagnostic Sonography class has changed/increased since I joined the program. The wait list is too long.	1	.4	.4	96.1
There were too many liberal arts classes. I wanted to get right into what interested me.	1	.4	.4	96.5

Are there any problems or concerns you encountered while attending (academic or administrative) OCC?

	Frequency	Percent	Valid Percent	Cumulative Percent
Valid They changed the priority to be admitted to the nursing school. I am a pre-nursing student at Oakland University, (which) has a rolling admission into the B.S.N. program.	1	.4	.4	96.9
Trouble getting into class that I need.	1	.4	.4	97.3
Unable to register for the class I wanted - it was full.	1	.4	.4	97.6
When I was attending, I just was not focusing. Honestly, I have more interest in attending a 4-year university, but I need assistance with money.	1	.4	.4	98.0
When trying to register for classes my last term I was stopped because OCC needed proof of my existing & past college degrees. I'm not working toward an OCC degree so I find this unnecessary. I hadn't had to prove degrees in prior OCC enrollment.	1	.4	.4	98.4
With Financial Aid	1	.4	.4	98.8
Yes - bad teachers, poor representation of what course was about (inaccurate class description)	1	.4	.4	99.2
Yes - Prof (Math) was sick for 4 weeks. Was not a good experience. Bad sub.	1	.4	.4	99.6
You should have someone to help us study	1	.4	.4	100.0
Total	255	100.0	100.0	

Other comments

[DataSet1] I:\Recurring Phone Surveys\Non Returning Student\NRS 2008\NRS 2008 Survey Results.sav

Statistics

Is there anything else you would like to tell us about your experience at OCC?

N	Valid	255
	Missing	0

Is there anything else you would like to tell us about your experience at OCC?

	Frequency	Percent	Valid Percent	Cumulative Percent
Valid	126	49.4	49.4	49.4
(I would like) less students in the classroom and more flexibility in the schedule.	1	.4	.4	49.8
All I can say is, "thank you" for my degree, and I really don't want to come back. Don't even consider [me] for alumni activities.	1	.4	.4	50.2
Although I do not work in the Automotive field, I work on my own cars. This is why I took classes. I do intend to take more at a later date. I like OCC. I graduated in 1987 with a degree in Business.	1	.4	.4	50.6
Biochemistry professor, Mrs. Hitchcock, didn't really teach class w/ examples to help you understand the information. She sat at her desk & regurgitated the book to us. I got a B+ only because she allowed open-book quizzes, or I wouldn't have passed.	1	.4	.4	51.0
Chef Sue was horrible! I would never even think of coming back as long as she is still there!	1	.4	.4	51.4
Everything is good at OCC but the Counseling office and Financial Aid office need reform, at least when I attended.	1	.4	.4	51.8
EVERYTHING WAS REALLY GOOD	1	.4	.4	52.2
GREAT SCHOOL, GREAT TEACHERS, PROB ABLY RETURN	1	.4	.4	52.5
I enjoyed all the computer information courses that I took.	1	.4	.4	52.9
I enjoyed my experience at OCC.	1	.4	.4	53.3
I had a good time. Nice faculty & students.	1	.4	.4	53.7
I had a great experience.	1	.4	.4	54.1
I had a nice time, but O.C. C. has no track, football, or basketball team. It was boring.	1	.4	.4	54.5

Is there anything else you would like to tell us about your experience at OCC?

	Frequency	Percent	Valid Percent	Cumulative Percent
Valid				
I had an overall pleasant experience. I didn't return because my student loans were denied. If they weren't denied, I would still be attending O.C.C. I would like to return, but I don't know how to go about applying for student loans again.	1	.4	.4	54.9
I had fun. Dr. Scavnicky is a wonderful teacher.	1	.4	.4	55.3
I have been successful at Schoolcraft and will graduate from the Fire Academy in two weeks. (My) grades are "B" average.	1	.4	.4	55.7
I have considered pursuing other schools for my program since the waiting time seems to increase every year.	1	.4	.4	56.1
I have never regretted attending OCC. I find I use my knowledge from my classes, on my job, and in my life, on a daily basis. I see how I have grown and that gives me confidence.	1	.4	.4	56.5
I learned more in two years at OCC than I did in four years at OU. I would/do recommend OCC to anyone!	1	.4	.4	56.9
I LOVE OCC BUT CAN'T GET THE CLASSES I NEED.	1	.4	.4	57.3
I LOVE OCC. I am planning on returning next semester.	1	.4	.4	57.6
I loved it and hope to return soon. Money is the primary issue in my decision.	1	.4	.4	58.0
I really like the school. The teachers are good and helpful. Would continue going but done with general classes.	1	.4	.4	58.4
I really liked it there.	1	.4	.4	58.8
I think highly about OCC. Everyone is very helpful. Always recommend OCC to friends.	1	.4	.4	59.2
I thought it was a good school. Fun experience. No complaints.	1	.4	.4	59.6

Is there anything else you would like to tell us about your experience at OCC?

		Frequency	Percent	Valid Percent	Cumulative Percent
Valid	I took classes while attending high school.	1	.4	.4	60.0
	I want more online classes.	1	.4	.4	60.4
	I will return when financially feasible. I have a son at OCC and need to secure my financial situation, given the economy and job situations, before spending \$'s on school.	1	.4	.4	60.8
	I would love to take education or counseling classes at the Royal Oak Campus if they were available in the evening.	1	.4	.4	61.2
	If I were to take more college classes, I would definitely return to OCC!	1	.4	.4	61.6
	It was a pleasant experience, but I would like to see an improvement in (the) Nursing Program entry. The waiting list is why I left.	1	.4	.4	62.0
	It was a very pleasant and positive experience.	1	.4	.4	62.4
	It was enjoyable and fulfilling. I was glad you provide a full course selection for court reporting.	1	.4	.4	62.7
	IT WAS GOOD	1	.4	.4	63.1
	It was Great!	1	.4	.4	63.5
	It was great.	1	.4	.4	63.9
	It was my first and only online class. After it was clear the professor seemed to be able to do this (see prev.), without repercussions, I decided to transfer to Walsh early and so far the experience has been better.	1	.4	.4	64.3
	It wasn't for me but I wouldn't tell other people not to go there.	1	.4	.4	64.7
	My studies helped a lot with my work (CNC). I was in the right place at the right time!	1	.4	.4	65.1
	night classes are not very interesting	1	.4	.4	65.5
	no	21	8.2	8.2	73.7
	No	24	9.4	9.4	83.1
	NO	18	7.1	7.1	90.2

Is there anything else you would like to tell us about your experience at OCC?

	Frequency	Percent	Valid Percent	Cumulative Percent
Valid OCC is a good school. I will probably take some courses there in the future.	1	.4	.4	90.6
OCC is a jewel. It makes paying high property taxes easier to swallow.	1	.4	.4	91.0
OCC is an amazing college. They do a wonderful job. They should be very proud.	1	.4	.4	91.4
OCC is great. I really enjoyed Royal Oak Campus. It was really fun to be a student at OCC. It is the best community college in Michigan.	1	.4	.4	91.8
OCC was great; no reason to complain.	1	.4	.4	92.2
Offer the advanced Japanese Language classes for spring/summer.	1	.4	.4	92.5
Overall, it was good.	1	.4	.4	92.9
Overall, it was positive.	1	.4	.4	93.3
Please add third-year Spanish courses!	1	.4	.4	93.7
Professors were knowledgeable, well-prepared, and helpful. It was an enriching, worthwhile experience. Royal Oak Campus was close and convenient, as well.	1	.4	.4	94.1
Some courses were harder at OCC than my new school. Chemistry with Professor Muro - EXCELLENT - prepared me greatly.	1	.4	.4	94.5
The actual classes were good. The teachers I had were wonderful - truly! It just wasn't a wise decision for me to stay, due to the inconsistent scheduling.	1	.4	.4	94.9
The ceramics program in Royal Oak is wonderful - world class facilities and instruction.	1	.4	.4	95.3
The school was a satisfying experience in education.	1	.4	.4	95.7
The smaller classes were good. Hands on experience was good. Relationship with teachers were good. Enjoyed it!	1	.4	.4	96.1

Is there anything else you would like to tell us about your experience at OCC?

	Frequency	Percent	Valid Percent	Cumulative Percent
Valid The tutors at the Highland campus helped me prepare for Michigan State. The Highland Campus has a tutor, named Jeff, who helped me through all my chemistry and math courses. I really wished I could take him to MI State with me.	1	.4	.4	96.5
The way to obtain & send a transcript to another school is VERY inconvenient, as is having to go to campus to change my address. Most schools have now gone to an online ordering system & allow students to change their address online. OCC should also.	1	.4	.4	96.9
There's a counselor at OCC that wanted him to get a certificate that stated that he did not speak english, however he is a professor at Oakland University. He does understand English. He wrote to the President of OCC.	1	.4	.4	97.3
There was a very comfortable atmosphere all over the Orchard Ridge Campus.	1	.4	.4	97.6
Very easy to register for online class; easy to purchase textbooks online	1	.4	.4	98.0
Very good college experience; good atmosphere	1	.4	.4	98.4
Will re-apply	1	.4	.4	98.8
Wish I could come to OCC for my certification. My job is paying for the certification and it's cheaper at my current school.	1	.4	.4	99.2
wish nursing program was offered at more than one campus	1	.4	.4	99.6
Would love to come back and take no-credit art classes - is that possible?	1	.4	.4	100.0
Total	255	100.0	100.0	

Salary

[DataSet3] I:\Recurring Phone Surveys\Non Returning Student\NRS 2008\2008 Salary.sav

Statistics

What is your YEARLY salary before deductions? Please do not include overtime.
This information, when combined with information from others in your field of study,
will provide valuable information for students who are considering study in your field.

N	Valid	87
	Missing	0
Mean		33916.09
Median		25000.00
Mode		15000
Minimum		1000
Maximum		165000

What is your YEARLY salary before deductions? Please do not include overtime. This information, when combined with information from others in your field of study, will provide valuable information for students who are considering study in your field.

	Frequency	Percent	Valid Percent	Cumulative Percent
Valid 1000	1	1.1	1.1	1.1
3000	1	1.1	1.1	2.3
4000	1	1.1	1.1	3.4
5000	2	2.3	2.3	5.7
6000	1	1.1	1.1	6.9
6700	1	1.1	1.1	8.0
7000	2	2.3	2.3	10.3
8000	1	1.1	1.1	11.5
10000	5	5.7	5.7	17.2
12000	1	1.1	1.1	18.4
14000	3	3.4	3.4	21.8
15000	7	8.0	8.0	29.9
16000	1	1.1	1.1	31.0
17000	1	1.1	1.1	32.2
19000	1	1.1	1.1	33.3
20000	6	6.9	6.9	40.2
22000	1	1.1	1.1	41.4
23000	1	1.1	1.1	42.5
24000	2	2.3	2.3	44.8
25000	5	5.7	5.7	50.6
26000	2	2.3	2.3	52.9
28000	1	1.1	1.1	54.0
29000	1	1.1	1.1	55.2
30000	1	1.1	1.1	56.3
32000	1	1.1	1.1	57.5
33000	1	1.1	1.1	58.6
35000	2	2.3	2.3	60.9
36000	1	1.1	1.1	62.1
40000	6	6.9	6.9	69.0
45000	2	2.3	2.3	71.3
49000	1	1.1	1.1	72.4
50000	3	3.4	3.4	75.9
51000	1	1.1	1.1	77.0
52000	1	1.1	1.1	78.2
55000	1	1.1	1.1	79.3
57000	1	1.1	1.1	80.5
58000	1	1.1	1.1	81.6
60000	5	5.7	5.7	87.4
62000	1	1.1	1.1	88.5
65000	2	2.3	2.3	90.8
70000	3	3.4	3.4	94.3
75000	1	1.1	1.1	95.4
80000	2	2.3	2.3	97.7
85000	1	1.1	1.1	98.9
165000	1	1.1	1.1	100.0
Total	87	100.0	100.0	



OAKLAND
COMMUNITY
COLLEGE

**Oakland Community College
Non-Returning Student Survey
2008**
Final Report

Prepared by:
The Office of Institutional Research
Erin Shirey
Research Analyst

May 2008

Executive Summary

Oakland Community College polls students who have not registered for classes in four consecutive semesters and who have not obtained a degree or certificate. Survey questions cover various subjects, particularly reasons for not returning to OCC. For those students who transferred to other schools, satisfaction with transfer procedures and academic preparation are assessed.

For 2008, 255 non-returning students were surveyed. Their results are indicated as follows:

- Over sixty-three percent (63.3%) of respondents (n=30) stated that their major reason for not returning to OCC as 'decided to transfer to another college or university'. Originally, 36% of respondents (n=236) stated their educational goal as 'to complete courses to transfer to another institution WITHOUT obtaining an OCC degree or certificate'.
- The most (19) non-returning OCC students are currently enrolled at Oakland University.
- More than seventy-eight percent (78.6%) of respondents (n=238) are currently employed. Of those employed, forty-three (n=186) are employed in a job that is 'highly related' to their OCC program and almost thirteen percent (12.9%) of respondents (n=186) use their skills learned at OCC 'all of the time' in their current job.
- The average (mean) salary reported was \$33,916.09.
- When asked if they would return to OCC, over fifty-seven percent (57.4%) of non-returning students (n=235) responded they 'definitely would return'.
- Specific instructors were reported as the 'other' reason why some students did not return to OCC.

Table 2: School Currently Attending

School Currently Attending	#
Oakland University	19
Wayne State University	15
Michigan State University	4
University of Michigan- Ann Arbor	3
Henry Ford Community College	3
University of Detroit- Mercy	3
Walsh College	2
Western Michigan University	2
Central Michigan University	1
Eastern Michigan University	1
Lawrence Technological University	1
University of Michigan- Dearborn	1

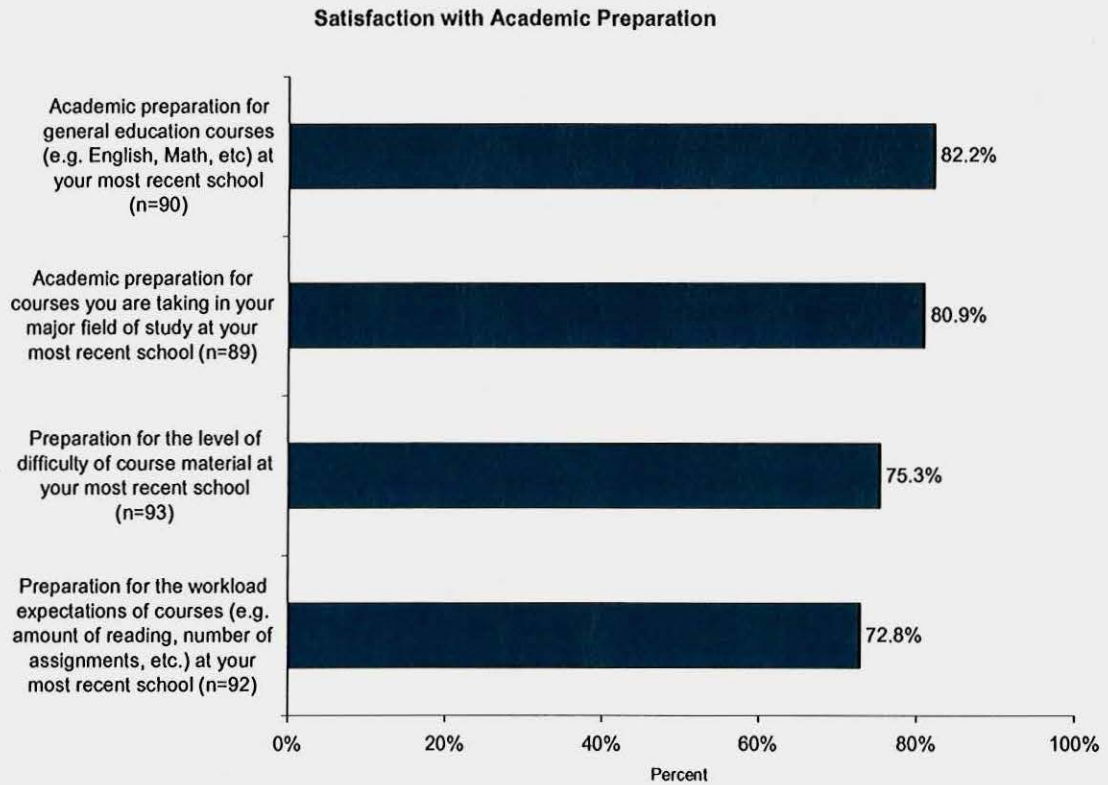
- There were 100 respondents that stated they were attending another college or university (42.2%).
- Oakland University was the highest reported current school attending (n=19) with Wayne State University following (n=15).

Table 3: 'Other' school currently attending

'Other' school currently attending	#
Baker College	4
Macomb Community College	3
Schoolcraft	3
Carnegie Institute	2
Madonna University	2
University of Findlay	2

- The schools listed above are those documented by respondents when asked to report an 'other' school they are attending. These six 'other' schools were those that were reported more than once.

Chart 3: Satisfaction with OCC's Academic Preparation

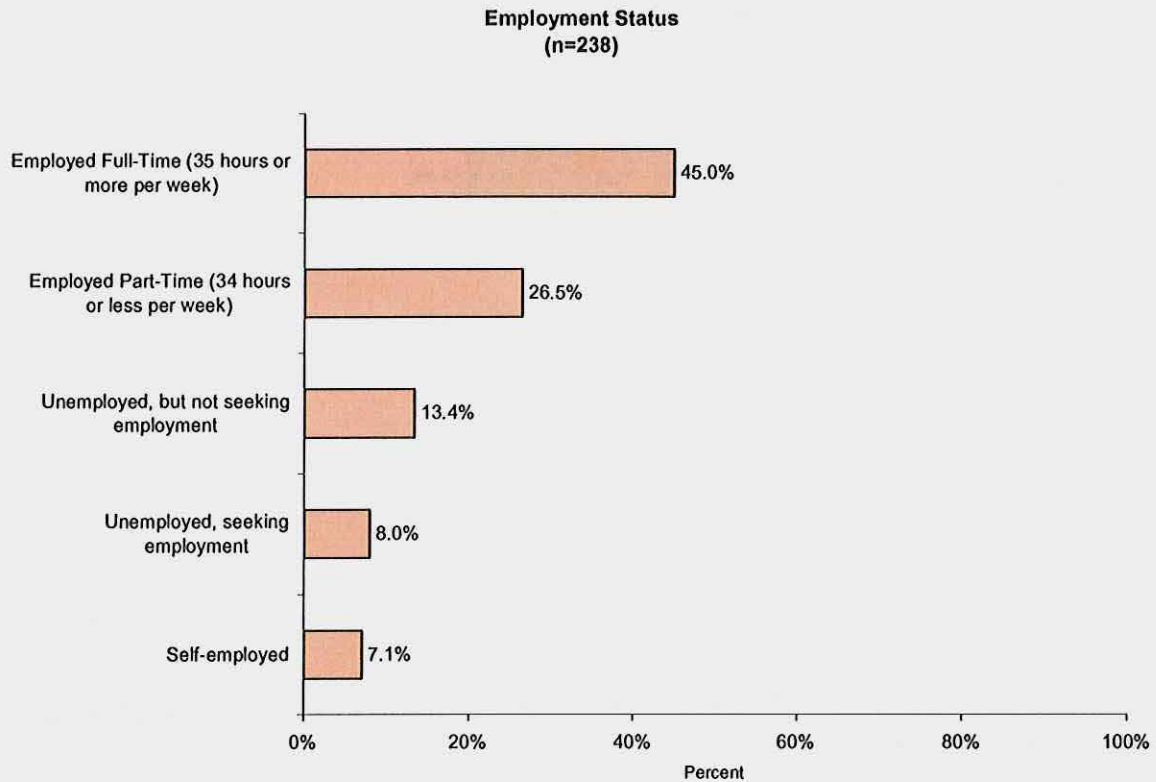


- 'Somewhat satisfied' and 'very satisfied' were combined to measure satisfaction.
- There were over eighty percent (82.2%) of respondents (n=90) that reported satisfaction in reference to their preparation for general education courses.
- Slightly over eighty percent (80.9%) of the non-returning students (n=89) were satisfied in the area of preparation for courses in their major field of study at current school.

Table 5: Satisfaction with OCC's Academic Preparation (All Responses)

	Very Dissatisfied	Somewhat Dissatisfied	Neutral	Somewhat Satisfied	Very Satisfied
Academic preparation for courses you are taking in your major field of study at your most recent school (n=89)	4.5%	4.5%	10.1%	47.2%	33.7%
Academic Preparation for general education courses (e.g. English, Math, etc) at your most recent school (n=90)	4.4%	2.2%	11.1%	48.9%	33.3%
Preparation for the workload expectations of courses (e.g. amount of reading, number of assignments, etc.) at your most recent school (n=92)	3.3%	8.7%	15.2%	48.9%	23.9%
Preparation for the level of difficulty of course material at your most recent school (n=93)	3.2%	6.5%	15.1%	48.4%	26.9%

Chart 5: Employment Status



- Nearly three-quarters (71.5%) of the respondents (n=238) were employed, with 45.0% being employed full-time, 26.5% being employed part-time, and 7.1% being self-employed.

Table 6: Reported Salary

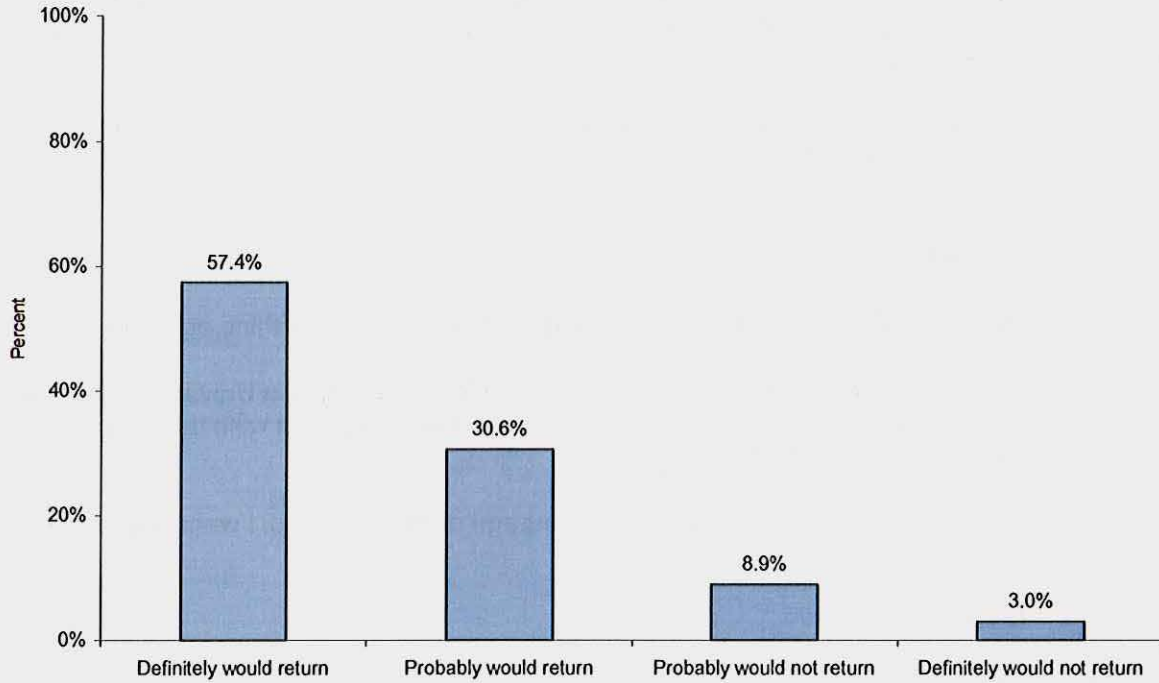
Respondents were asked to provide their yearly salary before deductions. Only numerical responses were included in the calculations below, with text responses being removed (e.g. 20K).

Mean	\$ 33,916.09
Median	\$ 25,000.00
Mode	\$ 15,000.00

- The lowest reported income was \$1,000 with the highest being \$165,000.

Chart 8: Would you return to OCC

Would you return to OCC?
(n=235)



- When asked if they had to do it all over again, almost sixty percent (57.4%) of respondents (n=235) reported that they 'definitely would return' to OCC.

- (I was) on a waiting list for ADN (nursing). OCC changed the priority to get in. Two years ago the priority was to take all the pre-requisites. In May 2007, priority changed to having (a) high GPA. I had a 3.0, which isn't high enough.
- Going into nursing program somewhere.
- Going to Baker College because it is a four year college not a 2 year.
- I was re-hired as an art teacher in my former school district.
- OCC discontinued the program I was in (Pre-Engineering).
- Transferred.
- Decided to apply for apprentice.
- I, now, do not need the classes that I was going to take.
- The major reason was OCC decided to accept those with the highest GPA (4.0, 3.9, 3.8, etc.). From '05 to '07, as a full time student, earning a 3.0, I should have taken part time and earned a 4.0.

- Counselors weren't as helpful as they could have been. The Financial Aid office is a waste of time.
- I did have an encounter with Prof. ***** who taught Statistics at the Auburn Hills Campus, and he was not a good professor at all, and I had to end up taking the class a second time [because] his course was so difficult.
- I had a problem with an instructor.
- I took an online course. The instructor decided to stop participating after three wks. The initial response by OCC Dean ***** was for me to drop the class. I demanded a refund, & was only able to get it after several letters & unnec. headaches.
- I wanted to get into a program sooner. Too long to wait at OCC.
- I wish there were more on-line classes.
- I wish you had more nursing programs at more campuses.
- I would love to return, but the classes I need are always filled, even on the first day, first hour.
- It was difficult to meet with counselors. When I did, I was not encouraged to stay at O.C.C. "due to grades."
- It was difficult, if not impossible, to medically withdraw from classes and still get financial aid.
- Mr. ***** was a mean man who did not reach out to struggling students.
- My last math class started w/ 15 students; when I dropped in week 13, there were only 3 left. I'm a 3.98 GPA student, a highly-motivated adult. Mrs. ***** [was] not very helpful or clear. All other OCC classes were fine. Mr. ***** was a great teacher.
- My problem was the disorganization of scheduling. A two-year program was turning into a four-year track without the perk of a B.A. for my time.
- My transcripts are missing some classes.
- No - one course I had issues with. Calculus teacher was not prepared and not competent.
- No, except the young students who didn't want to do any work and wanted me to share my work.....annoying!!
- Not enough classes offered in psychology.
- No, however, there is a professor there that I didn't care for. The class complained to the dean and the professor didn't return.
- None, just that registering was a pain.

- When trying to register for classes my last term I was stopped because OCC needed proof of my existing & past college degrees. I'm not working toward an OCC degree so I find this unnecessary. I hadn't had to prove degrees in prior OCC enrollment.
- With Financial Aid.
- Yes - bad teachers, poor representation of what course was about (inaccurate class description).
- Yes - Prof (Math) was sick for 4 weeks. Was not a good experience. Bad sub.
- You should have someone to help us study.

Other Problems/Concerns:

- Could not wait to get into nursing.
- ***** did not want to answer the rest of the questions.
- Had to take basic classes again.
- I am a mother of three and I run a full-time business with 14 employees. The time factor is hard for me, as well as the cost of classes.
- I cannot pass Math. I need more help!
- I had problems only when the snow came. During bad weather it took me too long to get to school.
- No - had a hard time to get to school....because of the kids.
- No, just a lack of time; I will be back.
- No...I didn't transfer the classes from OCC. I just took them as prep for U of M.
- No; The distance was too much. Live near an Ann Arbor.
- No. (58 cases)
- None; I plan on re-enrolling in the spring.
- When I was attending, I just was not focusing. Honestly, I have more interest in attending a 4-year university, but I need assistance with money.

Appendix C: Additional Comments

- I really liked it there.
- I think highly about OCC. Everyone is very helpful. Always recommend OCC to friends.
- I thought it was a good school. Fun experience. No complaints.
- If I were to take more college classes, I would definitely return to OCC!
- It was a very pleasant and positive experience.
- It was enjoyable and fulfilling. I was glad you provide a full course selection for court reporting.
- It was good.
- It was Great! (2 cases)
- My studies helped a lot with my work (CNC). I was in the right place at the right time!
- OCC is a good school. I will probably take some courses there in the future.
- OCC is a jewel. It makes paying high property taxes easier to swallow.
- OCC is an amazing college. They do a wonderful job. They should be very proud.
- OCC is great. I really enjoyed Royal Oak Campus. It was really fun to be a student at OCC. It is the best community college in Michigan.
- OCC was great; no reason to complain.
- Overall, it was good.
- Overall, it was positive.
- Professors were knowledgeable, well-prepared, and helpful. It was an enriching, worthwhile experience. Royal Oak Campus was close and convenient, as well.
- Some courses were harder at OCC than my new school. Chemistry with Professor ***** - EXCELLENT - prepared me greatly.
- The actual classes were good. The teachers I had were wonderful - truly! It just wasn't a wise decision for me to stay, due to the inconsistent scheduling.
- The ceramics program in Royal Oak is wonderful - world class facilities and instruction.
- The school was a satisfying experience in education.
- The smaller classes were good. Hands on experience was good. Relationships with teachers were good. Enjoyed it!

Other Additional Comments:

- I took classes while attending high school.
- I will return when financially feasible. I have a son at OCC and need to secure my financial situation, given the economy and job situations, before spending \$'s on school.
- I would love to take education or counseling classes at the Royal Oak Campus if they were available in the evening.
- It wasn't for me but I wouldn't tell other people not to go there.
- No (63 cases).
- Offer the advanced Japanese Language classes for spring/summer.
- Please add third-year Spanish courses!
- There's a counselor at OCC that wanted him to get a certificate that stated that he did not speak English, however he is a professor at Oakland University. He does understand English. He wrote to the President of OCC.
- Wish nursing program was offered at more than one campus.

2008 Non-Returning Student Survey Documentation

Definition of a non-returning student (Recorded January 2005 to keep definition in project file for future reference):

1. Enrolled in at least one credit in the Fall "and" in at least one credit course in the Winter

And

2. Did not graduate (e.g. did not receive an associates degree or certificate during this same time period)

And

3. Did not reenroll in Summer I, Summer II, Fall and still not enrolled by the Winter 1/10th day.

January 2008 Sample - Enrolled in Fall 2006 and Winter 2007, but did not enroll in Spring 2007, Summer 2007 or Fall 2007 and not enrolled in Winter 2008 OTD.

Syntax- (Taken from previous documentation)

From I:\Research Data\Student Information System\Updated One Tenth Day

1. Copy and Save the following Demo files into separate folder
 - Fall 2006
 - Winter 2007
 - Summer I 2007,
 - Summer II 2007,
 - Fall 2007, and
 - Winter 2008
2. Open Fall 2006 Demo File
 - Data→ Select Cases
 - If STATUS = 1
 - (Unselected cases are→ Deleted)
 - Save file
3. Open Winter 2007 Demo File
 - Change STATUS to "status 071"
 - Save
4. Open Summer I 2007 Demo File
 - Change STATUS to "status 072"
 - Save
5. Open Summer II 2007 Demo File
 - Change STATUS to "status 074"
 - Save
6. Open Fall 2007 Demo File
 - Change STATUS to "status 075"
 - Save
7. Open Winter 2008 Demo File
 - Change STATUS to "status081"
 - Save
8. Open Fall 2006 Demo file
 - Data→ Merge files→ Add Variables
 - Merge with Winter 2008
 - Scroll in "Excluded Variables box and single-click "id"
 - Check the box next to "Match cases on key variables on sorted files"
 - Press arrow button to the left of "Key Variables"
 - (Variable "id" should appear in the box)
 - Click button "external file is keyed table"

Save as "non returning students 2008.sav"

9. Open "non returning students 2008.sav" Demo file

Data→ Merge files→ Add Variables

Merge with Summer I 2007

Scroll in "Excluded Variables box and single-click "id"

Check the box next to "Match cases on key variables on sorted files"

Press arrow button to the left of "Key Variables"

(Variable "id" should appear in the box)

Click button "external file is keyed table"

Save

10. Open "non returning students 2008.sav" Demo file

Data→ Merge files→ Add Variables

Merge with Summer II 2007

Scroll in "Excluded Variables box and single-click "id"

Check the box next to "Match cases on key variables on sorted files"

Press arrow button to the left of "Key Variables"

(Variable "id" should appear in the box)

Click button "external file is keyed table"

Save

11. Open "non returning students 2008.sav" Demo file

Data→ Merge files→ Add Variables

Merge with Fall 2007

Scroll in "Excluded Variables box and single-click "id"

Check the box next to "Match cases on key variables on sorted files"

Press arrow button to the left of "Key Variables"

(Variable "id" should appear in the box)

Click button "external file is keyed table"

Save

12. Open "non returning students 2008.sav" Demo file

Data→ Merge files→ Add Variables

Merge with Winter 2008

Scroll in "Excluded Variables box and single-click "id"

Check the box next to "Match cases on key variables on sorted files"

Press arrow button to the left of "Key Variables"

(Variable "id" should appear in the box)

Click button "external file is keyed table"

Save

13. Open "non returning students 2008.sav" Demo file

Transform→ Recode→ Into Same Variables

Highlight "status2," "status3," "status4," "status5," "status6"

Press arrow button to move these variables into the "Numeric Variables" box

Click "Old & New Values" button

Press button next to "Value" on "Old Values" side

Type "1"

On the "New Value" side type "1"

Press the "Add" button

On the "Old Value" side, press the button that has "all other values"

On the "New Value" side, type "0"

Press the "Add Button"

Click "Continue" button

Click "Ok" button

14. Run Frequencies to verify the following:

Statistics

	Student Status in Term 065	Student Status in Term 071	Student Status in Term	Student Status in Term 074	Student Status in Term 075	Student Status in Term 081
N Valid	24123	24123	24123	24123	24123	24123
Missing	0	0	0	0	0	0

Student Status in Term 065

	Frequency	Percent	Valid Percent	Cumulative Percent
Valid 1.00	24123	100.0	100.0	100.0

Student Status in Term 071

	Frequency	Percent	Valid Percent	Cumulative Percent
Valid .00	7935	32.9	32.9	32.9
1.00	16188	67.1	67.1	100.0
Total	24123	100.0	100.0	

Student Status in Term

	Frequency	Percent	Valid Percent	Cumulative Percent
Valid .00	17286	71.7	71.7	71.7
1.00	6837	28.3	28.3	100.0
Total	24123	100.0	100.0	

Student Status in Term 074

	Frequency	Percent	Valid Percent	Cumulative Percent
Valid .00	21749	90.2	90.2	90.2
1.00	2374	9.8	9.8	100.0
Total	24123	100.0	100.0	

Student Status in Term 075

	Frequency	Percent	Valid Percent	Cumulative Percent
Valid .00	13278	55.0	55.0	55.0
1.00	10845	45.0	45.0	100.0
Total	24123	100.0	100.0	

Student Status in Term 081

	Frequency	Percent	Valid Percent	Cumulative Percent
Valid .00	15061	62.4	62.4	62.4
1.00	9062	37.6	37.6	100.0
Total	24123	100.0	100.0	

15. Data → Select Cases

Press "IP" button

Type "status2 = 1 & status3 = 0 & status4 = 0 & status5 = 0 & status6 = 0"

Click "Continue"

Click "Deleted"

Click "Ok"

16. Run Frequency on STATUS variables to verify numbers:

Statistics

		Student Status in Term 065	Student Status in Term 071	Student Status in Term	Student Status in Term 074	Student Status in Term 075	Student Status in Term 081
N	Valid	4367	4367	4367	4367	4367	4367
	Missing	0	0	0	0	0	0

Student Status in Term 065

		Frequency	Percent	Valid Percent	Cumulative Percent
Valid	1.00	4367	100.0	100.0	100.0

Student Status in Term 071

		Frequency	Percent	Valid Percent	Cumulative Percent
Valid	1.00	4367	100.0	100.0	100.0

Student Status in Term

		Frequency	Percent	Valid Percent	Cumulative Percent
Valid	.00	4367	100.0	100.0	100.0

Student Status in Term 074

		Frequency	Percent	Valid Percent	Cumulative Percent
Valid	.00	4367	100.0	100.0	100.0

Student Status in Term 075

		Frequency	Percent	Valid Percent	Cumulative Percent
Valid	.00	4367	100.0	100.0	100.0

Student Status in Term 081

		Frequency	Percent	Valid Percent	Cumulative Percent
Valid	.00	4367	100.0	100.0	100.0

There is the possibility that students applied for graduation during this winter semester and beyond. Be sure to Query data of graduates. They should have a graduation date of April of that year. Go into Datatel's Query Builder and run the "graduates.wis" file listed here (change dates listed in bold):

* Statement Builder save script

```
If Not(IsDialog(Query)) Then
  Script 'query\querydlg.wis'
  If Not(IsDialog(Query)) Then
    MessageBox 'Unable to load Query builder','Query', MB_ICONHAND|MB_OK
  EndScript
EndIf
EndIf
If IsShown(Query) Then
  If Version >= "4.1.1" Then
    Query.Verb.Text = 'LIST'
  Else DialogBox Select Query,Verb,'LIST'
Else Query.Verb='LIST'
Query.File='ACAD.CREDENTIALS'
Query.Items = 'WITH ACAD.END.DATE > "03/05/06" AND WITH ACAD.END.DATE < "02/26/07"
AND WITH ACAD.INSTITUTIONS.ID = "0000001"'
Query.Sort = ''
Query.Output = 'LAST.NAME X.ACAD.ACPG.PROG ACAD.END.DATE ACAD.PERSON.ID'
Query.Heading=''
Query.Footing=''
Query.GrandTotal=''
Query.HdrSup=0
Query.DetSup=0
Query.ColSup=0
Query.IdSup=0
Query.OutputTo='PC'
Query.Before=''
Query.After=''
If Not(IsDialog(PCInfo)) Then Script 'query\pcinfo',1
PCInfo.PCFile='H:\Query Builder\graduates.txt'
PCInfo_App='None'
PCInfo_As='Comma Quoted Values'
PCInfo_Extra=''
PCAdvanced.Timeout=10
PCAdvanced.Retries=3
PCAdvanced.Mode='Capture'
PCAdvanced.Append=0
PCAdvanced.NumberConversion=0
PCAdvanced.ExplodeValues=0
PCAdvanced.RepeatValues=0
PCAdvanced.UseFormattingInformation=0
PCAdvanced.LeftJustifiedIsText=0
PCAdvanced.RightJustifiedIsNumeric=0
If Version >= '4.2.0' Then
PCInfo.FileUse='CreateOnly'
EndIf
If IsShown(Query) Then
  Library 'query\query'
  EnableOutputOptions
Else Script 'query\query',1
```

After this list is obtained, open SPSS and convert this graduates.txt file into SPSS. Be sure that you list the id variable as STRING with 10 characters.

Once in SPSS, add a variable called "graduate" and add a 1 to all cells.

Dedupe the file and save as "graduates [place in YEAR].sav"

Generated Variables

Original Variable		Result
		Name
ACAD.CREDENTIALS	1	ACAD.CR EDENTIAL S.1
	2	ACAD.CR EDENTIAL S.2
	3	ACAD.CR EDENTIAL S.3
X.ACAD.ACPG.PROG	1	X.ACAD.A CPG.PRO G.1
	2	X.ACAD.A CPG.PRO G.2
	3	X.ACAD.A CPG.PRO G.3
EndDate	1	EndDate.1
	2	EndDate.2
	3	EndDate.3

Processing Statistics

Cases In	2276
Cases Out	2146
Cases In/Cases Out	1.1
Variables In	5
Variables Out	11
Index Values	3

Statistics

graduate

N	Valid	4367
	Missing	0

graduate

	Frequency	Percent	Valid Percent	Cumulative Percent
Valid	0	3785	86.7	86.7
	1	582	13.3	100.0
Total	4367	100.0	100.0	

Open "non returning students 2008.sav" and merge the two files.

Recode into same variable "graduate"

1 = 1

all else = 0

Select if graduate = 0

Delete cases

Save.

3785 is now your group of non-returning, non-graduating group.

Sample- Use SPSS Random sample function, sample =1300.

Mailing-

- Survey sample to be sent to Data Collection Center where it is converted to an Excel spreadsheet with name and address.
- 1st mailing sent 2/28/2008. Due to time and man power constraints, post cards were not sent out.

Calling-

- Once mailings are input in to CATI, a "call list" will be generated by Tammy Tollon.
- Call lasts approximately one week.

Data File-

- Make sure that there are no duplicate students. For 2008, the original file came back with 261 respondents. There were six duplicates decreasing the sample to 255 respondents.
- Questions 16 and 17 were on 1 four point scale for the mail survey, but a five point scale for the CATI phone survey. This problem should be corrected for 2009 so that the CATI phone survey is at a four point scale.
- **Salary:**
 - For salary responses, several respondents indicated 20K instead of 20,000. All responses with text were removed for analysis.