



OAKLAND  
COMMUNITY  
COLLEGE

**Oakland Community College**  
**Non-Retuning Student Survey Analysis of Results**  
2003 - 2004

**Prepared by:**  
**Office of Institutional Research**  
**Primary Research: Katherine K. Tucker**  
**April 2005**

## Table of Contents

Executive Summary.....	1
Research Question .....	1
Methodology .....	1
Discussion of Major Findings .....	2
Primary Goal/Reason for Attending OCC.....	2
Current Employment Status .....	2
Educational Needs. ....	3
Reasons Impacting Decision not to Return to OCC....	3
Current Enrollment Status.....	5
Colleges and Universities Currently Attended by Former OCC Students.....	6
Level of Satisfaction with Transfer Procedures From OCC.....	7
Level of Satisfaction with Academic Preparation Provided by OCC.....	8
Area of Study at Current School.....	8
Charts, <sup>and</sup> <del>Graphs</del> and Tables.....	9
Table 1: Colleges and Universities Currently Attended by Former OCC Students .....	9
Chart 1: Total Number of Surveys Completed by Type.....	10
Table 2: Primary Goal/Reason for Attending OCC.....	11
Chart 2: Current Employment Status.....	12
Table 3: Job Relativity to Degree or Certificate Program.....	12
Chart 3: Frequency of Use of Skills Learned at OCC in Current Position..... <del>new word</del>	13
Table 4: Likelihood of Returning to OCC to Meet Educational Needs.....	14

## Table of Contents (Continued)

Table 5: Significant Reasons in the Decision not to Return to OCC.....	15
Chart 4: Currently Enrolled in <sup>A</sup> another College or University.....	16
Chart 5: Colleges or Universities Currently Attending.....	17
Table 6: Level of Satisfaction with Transfer Procedures from OCC.....	18
Table 7: Level of Satisfaction with Academic <sup>Preparation</sup> Procedures <sub>Provided by</sub> from OCC.....	19
Chart 6: Areas of Study.....	20
Open-ended Responses <sup>P</sup> regarding <sup>E</sup> Experience at OCC.....	21
Conclusion.....	22
Appendix .....	23
Non-Returning Student Survey.....	24

## Executive Summary

The intent of this study is to determine major reasons why students did not return to Oakland Community College (OCC). OCC polled former students whom did not return within at least one calendar year of leaving the college. For the purpose of this report, one calendar year equals (fall + winter + summer I + summer II + fall + winter). The students polled in this study have left OCC without obtaining neither a degree nor a certificate. The survey asked questions regarding educational goals, current employment status, satisfaction with transfer procedures at OCC, and satisfaction with academic preparation provided by OCC.

### Research Question

The research question is, "Why have former students not returned to OCC within one calendar year of their last date attended?"

### Methodology

Non-returning students are determined by the following formula:

1. Enrolled in at least one credit course in the Fall "and" in at least one credit course in the Winter

And

2. Did not graduate (e.g. did not receive an associates degree or certificate during that same time period)

And

3. Did not reenroll in Summer I, Summer II, Fall and still did not enroll by the Winter 1/10<sup>th</sup> day of session.

Approximately fourteen hundred former students received a survey notification card by mail, indicating that they would receive a survey to complete regarding their experiences at Oakland Community College in a few days. The notification card urged students to complete the survey and return it as quickly as possible. Survey recipients were given approximately two weeks to complete and return the survey. After the designated time period had lapsed, survey recipients were then given a courtesy call to verify their receipt of the survey and the opportunity to complete it via telephone. Four hundred sixty-five (465) former students responded to the survey. Once the completed surveys were returned, the data was compiled and analyzed, and the following results were revealed.

approximately <sup>thirty-three percent</sup> 33.2% of the Population

## Discussion of Major Findings

### Primary Goal/Reason for Attending OCC

*What is your primary goal/reason for attending Oakland Community College (OCC)?*

- ❖ The primary goal of the majority (45.0%) of respondents was to complete courses for transfer (21.9%: Complete courses for transfer without obtaining a degree or certificate; 22.8%: Complete courses for transfer after obtaining a degree or certificate). Another 40.0% primarily attended OCC to obtain a degree or certificate. Approximately 10.0% attended OCC to gain knowledge (6.9%: To gain knowledge related to employment; 2.8%: To gain knowledge not related to employment). Six percent of survey respondents were undecided (1.5%) or attended OCC for some other reason (4.1%). Other reasons mentioned include personal enrichment, location and affordability.

### Current Employment Status

*What is your current employment status?*

- ❖ Over half (57.6%) of survey respondents were employed full-time (35 hours or more per week). Another 20.0% were employed part-time (34 hours or less per week). Approximately 17.0% were unemployed (7.3%: Unemployed, seeking employment; 9.2%: Unemployed, but not seeking employment). Another 6.0% were self employed and less than 1.0% was employed full-time in military service.

*To what extent is your current job related to the degree/certificate program in which you were formerly enrolled in at OCC?*

- (25.0%)
- ❖ Thirty-nine percent (39.0%) of former students were currently employed in positions not at all related to the degree/certificate program they were enrolled in while attending OCC. A quarter were currently employed in positions somewhat related to the degree/certificate program they were enrolled in while attending OCC. Over a third (35.2%) of survey respondents were currently employed in highly related positions.

*What is your yearly salary before deductions?*

- ❖ The modal yearly salary of respondents is approximately \$30,000 per year, before deductions. The salary range of those respondents was \$2,000-\$500,000 per year. (Keep in mind that the yearly salaries were self-reported).

*How often do you use the skills learned at OCC in your current employment?*

- 25.0%
- ❖ Thirty-nine percent (39.0%) of respondents use skills learned at OCC in their current position some of the time. Nineteen percent use skills learned most of the time. A quarter of respondents use skills learned all of the time, while 15.0% of respondents never use skills learned at OCC in their current positions.

## Educational Needs

*If the decision had to be made all over again, then which best describes the choice you would make regarding meeting your educational needs?*

- ❖ Almost all (93.3%) survey respondents would return to OCC to meet their educational needs if they had to make the decision all over again (31.6%: Probably would return; 61.7%: Definitely would return). Only seven percent would not return to OCC if the decision had to be made again (2.4%: Definitely would not return; 4.1%: Probably would not return).

## Reasons Impacting Decision not to Return to OCC

*Were the following issues <sup>are</sup> a major, minor, or not a reason in your decision not to return to OCC?*

- ❖ Over half (56.2%) of survey respondents claimed that their decision to "transfer" was a reason in their decision not to return to OCC (53.1%: Major reason; 3.1%: Minor reason). Approximately 38.0% of respondents claimed that their decision to transfer did not impact their decision not to return to OCC or they didn't know (34.4%: Not a reason; 3.1% Don't know)
- ❖ The majority (87.5%) of respondents claimed that their "health" was not a reason in their decision not to return to OCC. Approximately 6.0% of survey respondents claimed that their decision not to return to OCC was health-related (3.1%: Minor reason; 3.1%: Major reason), and three percent did not know.
- ❖ Over two thirds (68.8%) of survey respondents claimed that their decision not to return to OCC was not "work-related." Twenty-five percent claimed that their decision not to return to OCC was work-related (12.5%: Minor reason; 12.5%: Major reason). Three percent did not know if their work impacted their decision not to return to OCC.
- ❖ Three Quarters (75.0%) of survey respondents revealed that "family responsibilities" were not a reason in their decision not to return to OCC. Approximately 19.0% of survey respondents said family responsibilities were a reason in their decision not to return to OCC (15.6%: Minor reason; 3.1% Major reason). Three percent did not know if family responsibilities impacted their decision not to return to OCC.
- ❖ Over three quarters (78.1%) said that "relocation" was not a reason in their decision not to return to OCC. Approximately 13.0% said that relocation was a reason in their decision not to return to OCC (6.3% Major reason; 6.3% Minor reason) and 3.0% of respondents did not know if relocation impacted their decision.
- ❖ Seventy-two percent of respondents said their "grades" were not a reason in their decision not to return to OCC. Approximately 16.0% of respondents claimed that their grades were a reason in their decision not to return to OCC (9.4%: Minor reason; 6.3%: Major reason) and 3.0% did not know if their grades played a role in the decision not to return to OCC.

### Discussion of Major Findings (Continued)

- ❖ The majority (81.3%) of respondents said "course difficulty" was not a reason in their decision not to return to OCC. About 6.0% said "course difficulty" was a reason in their decision not to return (3.1%: Minor reason; 3.1% Major reason) and another 3.1% did not know if "course difficulty" played a role in their decision not to return to OCC. About nine percent did not respond to the question.
- ❖ Sixty three percent (63.0%) of survey respondents said "courses not challenging" was not a reason in their decision not to return to OCC. A quarter said "courses not challenging" was a reason in their decision not to return to OCC (15.6%: Minor reason; 9.4%: Major reason). Approximately 6.0% did not know if "courses not challenging" was a factor in their decision not to return and another 6.0% did not respond to this question.
- ❖ The majority (84.4%) said "courses not required" was not a reason in their decision not to return to OCC. Another six percent said "courses not required" was a factor in their decision not to return to OCC (3.1%: Minor reason; 3.1% Major reason). Three percent of respondents did not know if "none required courses" were a reason in their decision not to return and 6.0% did not respond to this question.
- ❖ When asked if their "acceptance of a full-time job" was a reason in their decision not to return to OCC, 75.0% of respondents said it was not a reason. Sixteen percent however, said that the "acceptance of full-time work" did play a role in their decision not to return to OCC (3.1%: Minor reason; 12.5% Major reason). Another 6.3% did not know if the "acceptance of a full-time job" played a role in their decision and 3.1% did not respond to this question.
- ❖ Survey respondents were asked if their desire "to obtain work experience" played a role in their decision not to return to OCC, 75.0% said that it did not play a role in their decision. However, sixteen percent of respondents said that their need "to obtain work experience" was a reason in their decision not to return to OCC (9.4%: Minor reason; 6.3%: Major reason). Three percent of respondents were unsure if their need "to obtain work experience" was a reason in their decision not to return to OCC and 6.3% did not respond to the question.
- ❖ Survey respondents were asked if "courses not offered at convenient times" was a factor in their decision not to return to OCC. Sixty-three percent said that scheduled "course times" was not a reason. Over a quarter (28.1%) said scheduled "course times" did play a role in their decision not to return to OCC. Another 3.1% did not know if scheduled course times were a reason in their decision and 6.3% did not respond to this question.
- ❖ Respondents were asked if "financial considerations" were a reason in their decision not to return to OCC. Three quarters (75.0%) said financial considerations were not a reason in their decision. Sixteen percent of respondents said financial considerations did play a role in their decision not to return (9.4%: Minor reason; 6.3%: Major reason). Three percent of respondents did not know if financial considerations were a factor in their decision and 6.3% did not respond to this question.

### **Discussion of Major Findings (Continued)**

- ❖ Seventy-five percent of survey participants said being "done with school" was not a reason in their decision not to return to OCC. However, being done with school was a factor in the decision of 22.0% of survey respondents not to return to OCC (9.4%: Minor reason; 12.5%: Major reason). Another three percent did not know if the completion of school was a reason in their decision not to return.
  
- ❖ Three percent (3.0%) identified other reasons as factors in their decision not to return to OCC. Other reasons mentioned are as follows:
  - Dissatisfaction with course methods.
  - Displeasure with instructor.
  - Poor staff mentality towards students.
  - Work location is closer to Washtenaw Community College.
  - No feedback, no student evaluations of teachers.
  - Too many part-time instructors.
  - Extremely unhappy with how transcripts were handled.
  - Many teachers require group projects.
  - I wish I had gone straight to the University instead of to the Community College.
  - Staff has no mercy for unforeseen situations.
  - OCC did not offer the curriculum I needed so I transferred to another school.

### **Current Enrollment Status**

*Are you currently attending another college or university?*

- ❖ At the time this survey was administered, approximately 70.0% of respondents were not currently attending another college or university. Although, 30.0% were currently attending another college or university. Thirty-seven schools were mentioned by respondents. Some respondents were currently attending multiple colleges and universities.



### Colleges and Universities Currently Attended by Former OCC Students

*What is the name of the school you are currently attending?*

- ❖ One hundred forty (30.0%) survey respondents were currently attending at least one college or university since leaving OCC.
- ❖ The majority of these students were currently attending Oakland University (22.1%), Wayne State University (16.4%), Baker College (7.9%), and Walsh College (7.1%).
- ❖ Other schools mentioned by at least three percent of respondents include Rochester College (2.9%), Madonna University (2.9%), the University of Michigan Dearborn (3.6%), Central Michigan University (4.3%), Lawrence Technological University (5.7%) and Eastern Michigan University (5.7%).
- ❖ Other schools mentioned by approximately one percent of survey respondents include Schoolcraft College (1.4%), the University of Phoenix (1.4%), Michigan College of Beauty (1.4%), Marygrove College (1.4%), and the University of Flint Michigan (1.4%).
- ❖ Other schools mentioned by less than one percent of survey respondents include Michigan State University (0.71%), University of Detroit Mercy (0.71%), Western Michigan University (0.71%), Albion College (0.71%), Boston University Dental School (0.71%), Carnegie, Davenport University (0.71%), Kendall-Art Graphic Design (0.71%), Lansing Community College (0.71%), Macomb Community College (0.71%), Michigan Technological University (0.71%), Monroe County Community College (0.71%), Mott Community College (0.71%), Northwestern Michigan College (0.71%), Saginaw Valley State University (0.71%), Santa Barbara City College (0.71%), Sienna Heights (0.71%), Spring Arbor University (0.71%), and Washtenaw Community College (0.71%)

### Level of Satisfaction with Transfer Procedures from OCC

*What is your level of satisfaction with the transfer procedure from OCC?*

- ❖ The majority (83.0%) of survey respondents were satisfied with the process of obtaining their transcripts from OCC (16.3%: Somewhat satisfied; 66.7%: Very satisfied).
- ❖ The majority (84.0%) of survey respondents were satisfied with the number of credits accepted from OCC during the transfer process (34.0%: Somewhat satisfied; 50.4%: Very satisfied).
- ❖ Over two-thirds (68.1%) of survey respondents were satisfied with the amount of information on transfer schools provided by OCC (25.5%: Somewhat satisfied; 42.6%: Very satisfied).
- ❖ Two-thirds (66.0%) of survey respondents were satisfied with information on transfer programs provided by OCC (28.4%: Somewhat satisfied; 37.6%: Very satisfied).
- ❖ Sixty-one percent of survey respondents were satisfied with information on transfer options provided by OCC counselors (27.0%: Somewhat satisfied; 34.0%: Very satisfied).
- ❖ Just over half (51.8%) of survey respondents were satisfied with information on transfer options provided by OCC faculty (28.4%: somewhat satisfied; 23.4%: very satisfied).
- ❖ More than half (55.3%) of survey respondents were satisfied with information provided by representatives from other colleges (25.5%: Somewhat satisfied; 29.8%: Very satisfied).

### **Level of Satisfaction with Academic Preparedness Proved by OCC**

*What is your level of satisfaction with the transfer procedure from OCC?*

- ❖ The majority (82.3%) of survey respondents were satisfied with General Education Courses offered at their current school(s) (31.2%: Somewhat satisfied; 51.1% Very satisfied).
- ❖ Seventy-two percent of survey respondents were satisfied with their major field of study at their current school(s) (27.0%: Somewhat satisfied; 45.4%: Very satisfied).
- ❖ Eighty-three percent of survey respondents were satisfied with the level of academic difficulty at their current school(s) (44.0%: Somewhat satisfied; 39.0% Very satisfied).
- ❖ Seventy-nine percent of survey respondents were satisfied with the workload expectation at their current school(s) (34.0%: Very satisfied; 45.4%: Somewhat satisfied).

### **Area of Study at Current School**

*What is your area of study at your current school?*

- ❖ The top four areas of study mentioned were as follows:
  - ◆ Education (4.0%)
  - ◆ Business Management/Administration (3.0%)
  - ◆ Communications (1.0%)
  - ◆ Nursing (1.0%)
  - ◆ Other areas mentioned accounted for less than one percent (0.2%).

**Oakland Community College  
Non-Returning Student Survey Analysis  
2003-2004**

**Charts and Tables**

Colleges and universities currently attended by former OCC students are listed in the following table.

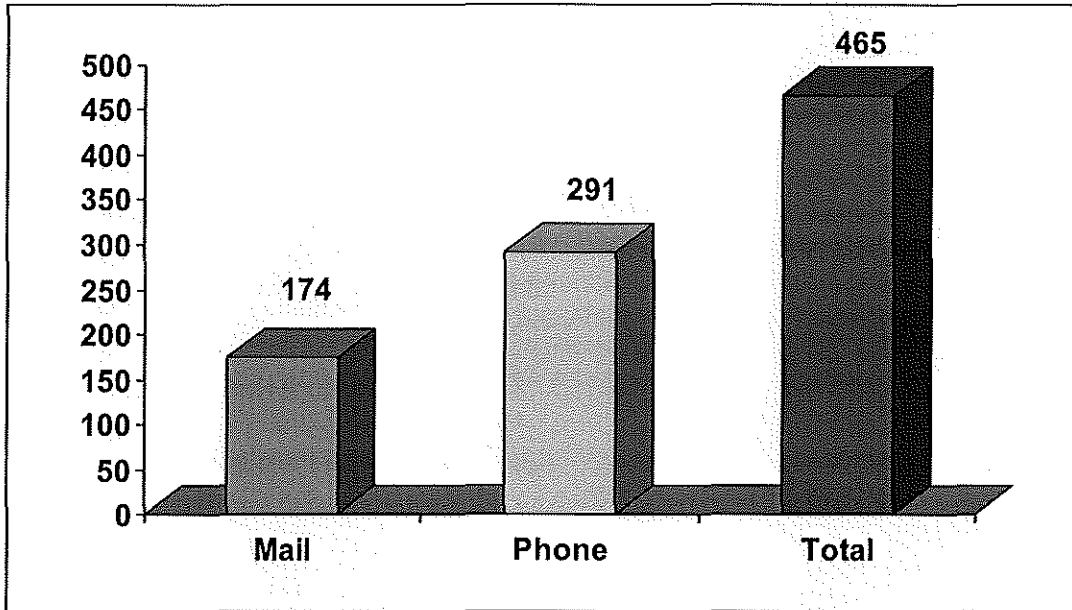
**Table 1: Colleges and Universities Currently Attended by Former OCC Students**

<b>College or University</b>	<b>n</b>	<b>Percentage</b>
Oakland University	31	22.1%
Wayne State University	23	16.4%
Baker College	11	7.9%
Walsh College	10	7.1%
Easter Michigan University	8	5.7%
Lawrence Technological University	8	5.7%
Central Michigan University	6	4.3%
Henry Ford Community College	5	3.6%
University of Michigan Dearborn	5	3.6%
Madonna University	4	2.9%
Rochester College	4	2.9%
University of Michigan Flint	2	1.4%
ITT Technical Institute	2	1.4%
Marygrove College	2	1.4%
Michigan College of Beauty	2	1.4%
University of Phoenix	2	1.4%
Schoolcraft College	2	1.4%
Michigan State University	1	0.71%
University of Detroit Mercy	1	0.71%
Western Michigan University	1	0.71%
Albion College	1	0.71%
Boston University Dental School	1	0.71%
Carnegie	1	0.71%
Davenport University	1	0.71%
Kendall-Art Graphic Design	1	0.71%
Lansing Community College	1	0.71%
Macomb Community College	1	0.71%
Michigan Technological University	1	0.71%
Monroe Community College	1	0.71%
Mott Community College	1	0.71%
Northwestern Michigan College	1	0.71%
Saginaw Valley State University	1	0.71%
Santa Barbara City College	1	0.71%
Sienna Heights	1	0.71%
Spring Arbor University	1	0.71%
Washtenaw Community College	1	0.71%
Other	1	0.71%
<b>Total</b>	<b>147</b>	<b>104.8%</b>

**Charts and Tables (Continued)**

There were fourteen hundred surveys mailed to former OCC students. Approximately thirty-three percent (33.2%) completed the survey via mail or phone.

**Chart 1: Total Number of Surveys Completed by Type (n=465)**



- ❖ There were four hundred sixty-five surveys completed. Approximately sixty-three percent (n= 291) of respondents completed surveys via telephone and thirty-seven percent (n= 174) completed surveys via mail.

**Charts and Tables (Continued)**

Survey respondents were asked to reveal their primary goal/reason for attending OCC.

**Table 2: Primary Goal/Reason for Attending OCC**

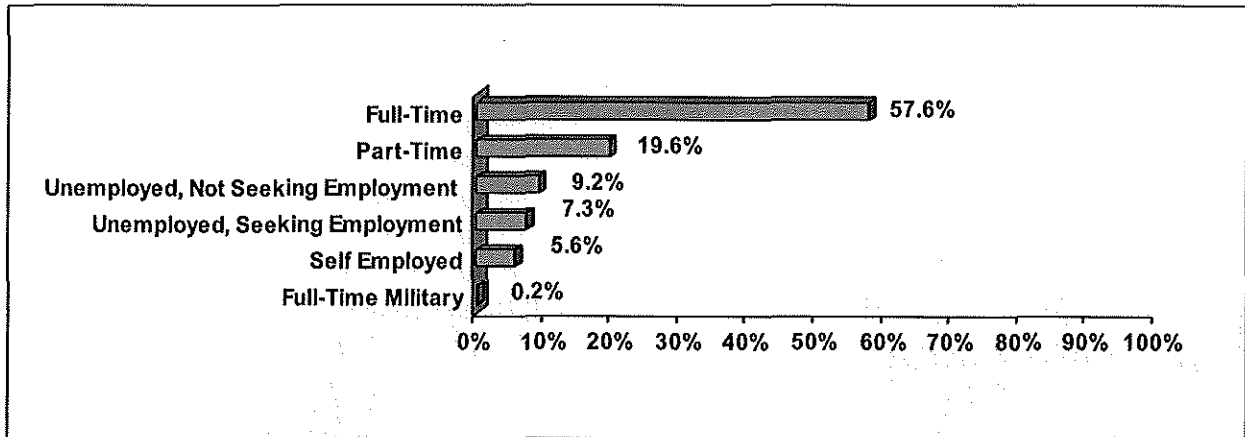
Goal/Reason	n	Percentage
To obtain an OCC degree or certificate	186	40.0%
Complete courses for transfer after degree or certificate	106	22.8%
Complete courses for transfer without degree or certificate	102	21.9%
Other	19	4.1%
To gain knowledge related to employment	32	6.9%
To gain knowledge not related to employment	13	2.8%
Undecided	7	1.5%
Total	464	100.0%

- ❖ The primary goal of approximately forty-five percent (44.7%) of survey respondents was to complete courses for transfer (21.9%: Complete courses for transfer without obtaining a degree or certificate; 22.8%: Complete courses for transfer after obtaining a degree or certificate).
- ❖ Other reasons mentioned include, but were not limited to, personal enrichment, location and affordability (each reason mentioned represented approximately 0.2% )

**Charts and Tables (Continued)**

Approximately eighty-three percent (83.0%) of survey respondents were currently employed.

**Chart 2: Current employment Status**



❖ Over half (57.6%) of survey respondents were currently employed full-time.

Respondents were asked how related their current job was to their degree or certificate obtained from OCC. The results were as follows:

**Table 3: Job Related to Degree or Certificate Program**

Job Relativity	n	Percentage
Not at all Related	151	38.8%
Highly Related	137	35.2%
Somewhat Related	98	25.2%
Total	386	99.2%

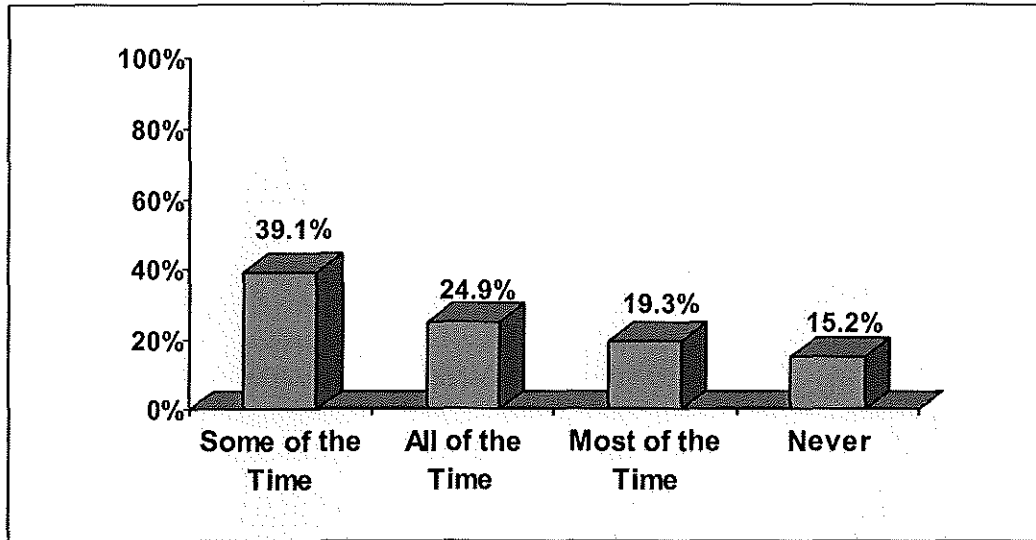
❖ Approximately thirty-nine percent (38.8%) of survey respondents were currently employed in positions not at all related to their degree or certificate program they were enrolled in while attending OCC.

❖ Thirty-five percent of survey respondents were currently employed in positions highly related to their degree or certificate program they were enrolled in while attending OCC.

**Charts and Tables (Continued)**

Respondents were asked how often they used the skills learned at OCC in their current positions.

**Chart 3: Frequency of Skills Learned at OCC used in Current Position**



- ❖ The majority of survey respondents (83.3%) use the skills learned at OCC in their current positions (39.1%: Some of the time, 24.9%: All of the time, 19.3%: Most of the time).
- ❖ Only 15.2% of survey respondents never use the skills learned at OCC in their current positions.



**Charts and Tables (Continued)**

Respondents were asked to consider their decision to enroll in OCC. If they had to make the decision all over again regarding meeting their educational needs, which best describes the decision they would make concerning OCC? The results were as follows:

**Table 4: Would You Return to OCC to Meet Your Educational Needs?**

Would You Return	n	Percentage
Definitely Would Return	287	61.7%
Probably Would Return	147	31.6%
Probably Would Not Return	19	4.1%
Definitely Would Not Return	11	2.4%
Total	464	99.8%

- ❖ Almost all (93%) survey respondents would return to OCC to meet their educational needs if they had to make the decision all over again (31.6%: Probably would return; 61.7% Definitely would return again).
- ❖ Only seven percent would not return to OCC if the decision had to be made again (2.4%: Definitely would not return; 4.1%: Probably would not return). One survey recipient (0.2%) did not respond to this question.

**Charts and Tables (Continued)**

Respondents were asked to identify reasons from the list below that played a minor, major or no reason in their decision not to return to OCC. The table below revealed the following results:

**Table 5: Significant Reasons in the Decision Not to Return to OCC**

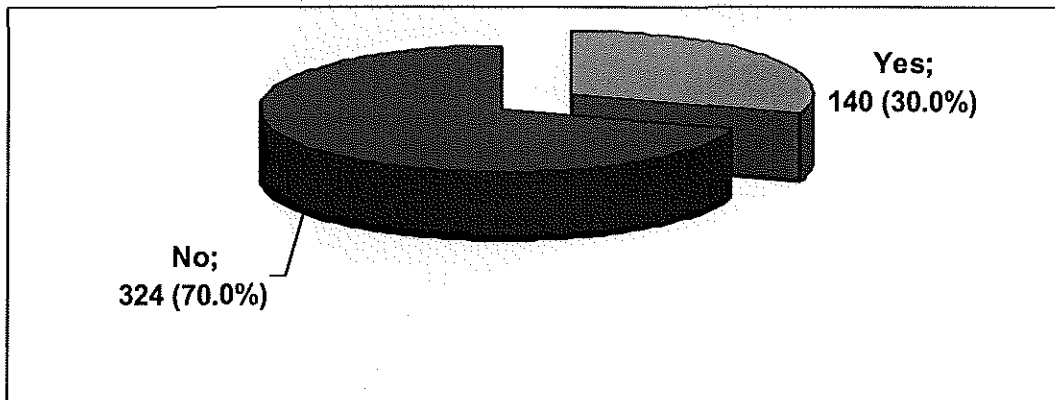
Reasons	Not a Reason (1)	Minor Reason (2)	Major Reason (3)	n	Degree of Significance
Decided to Transfer	34.4%	3.1%	53.1%	32	56.2%
Not Convenient Times	62.5%	15.6%	12.5%	32	28.1%
Work-Related	68.8%	12.5%	12.5%	32	25.0%
Courses Not Challenging	62.5%	15.6%	9.4%	32	25.0%
Done With School	75.0%	9.4%	12.5%	32	21.9%
Family Responsibility	75.0%	15.6%	3.1%	32	18.7%
Grades	71.9%	9.4%	6.3%	32	15.7%
Obtain Work Experience	75.0%	9.4%	6.3%	32	15.7%
Financial Considerations	75.0%	9.4%	6.3%	32	15.7%
Accepted Full-Time Job	75.0%	3.1%	12.5%	32	15.6%
Relocated	78.1%	6.3%	6.3%	32	12.6%
Health-Related	87.5%	3.1%	3.1%	32	6.2%
Course Difficulty	81.3%	3.1%	3.1%	32	6.2%
Courses Not Required	84.4%	3.1%	3.1%	32	6.2%

**Charts and Tables (Continued)**

- ❖ The most common reason cited by survey respondents impacting their choice not to return to OCC was the decision to transfer. Over half (56.2%) claimed that transfer was a motive in their decision not to return. (53.1%: Major reason; 3.1%: Minor reason). Approximately 38% of respondents claimed that their decision to transfer did not impact their choice not to return to OCC or they didn't know (34.4%: Not a reason; 3.1% Don't know).
- ❖ "Health-Related (6.2%)", "Course Difficulty (6.2%)", and "Courses Not Required (6.2%)" were reasons least cited among survey respondents as factors impacting their choice not to return to OCC.
- ❖ Other reasons mentioned represented less than 1% (0.2%) of survey respondents.

Respondents were asked if they were currently attending another college or university. Results are detailed in the chart below.

**Chart 4: Currently Enrolled In another College or University**

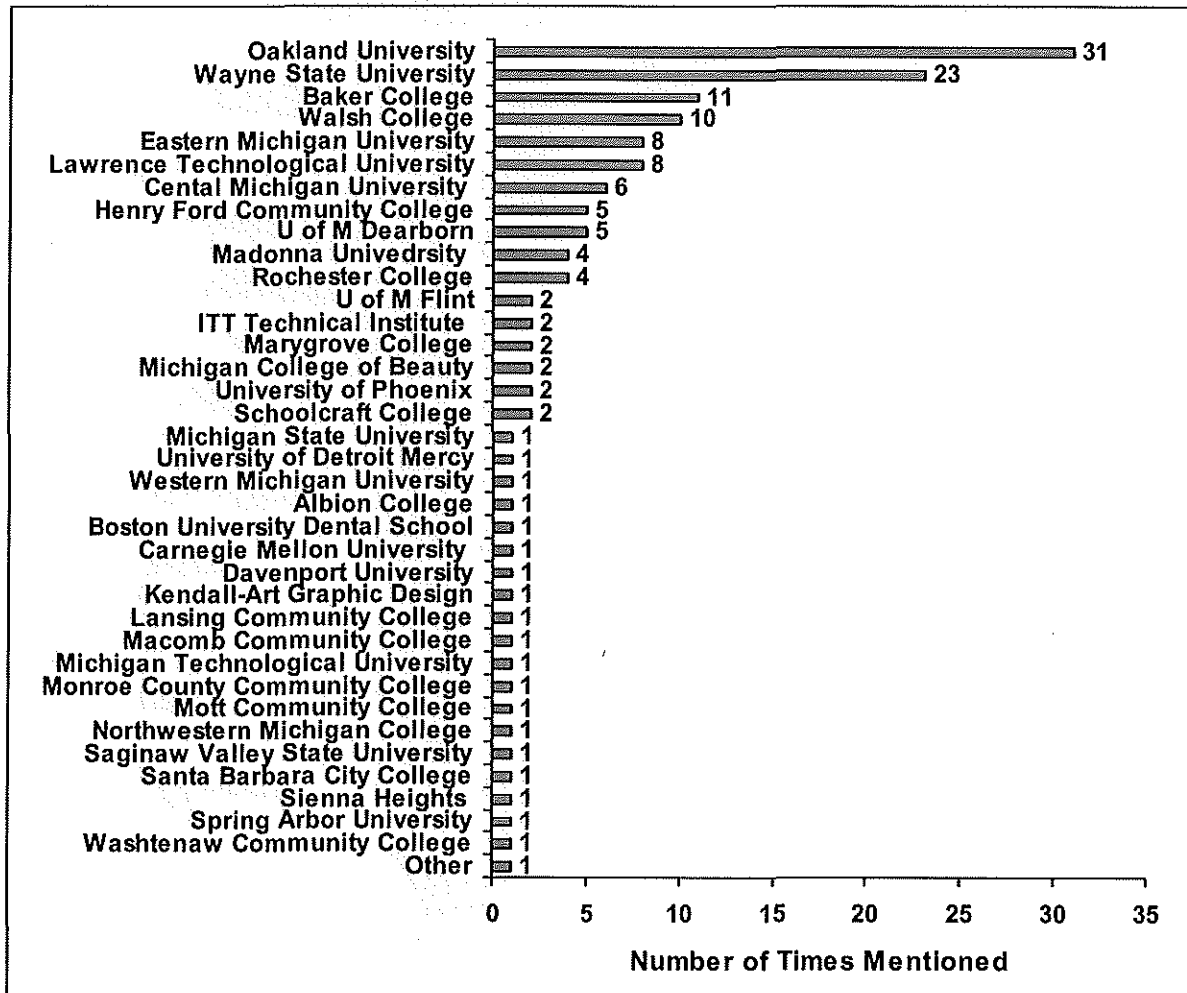


- ❖ Seventy percent (324) of survey respondents were not currently enrolled in another college or university at the time the survey was administered.
- ❖ Thirty percent (140) of survey respondents were currently attending another college or university.

**Charts and Tables (Continued)**

Schools mentioned by respondents currently attending another college or university since leaving OCC are displayed in the succeeding chart. There were thirty (30) schools mentioned by at least one, but no more than six former students. Some respondents were currently attending multiple schools. One respondent did not provide the name of the school they're currently attending.

**Chart 5: Names of Colleges or Universities Currently Attending**



- ❖ Colleges and universities most commonly attended by former OCC students currently enrolled in another college or university include the following
  - ❖ Oakland University (31)
  - ❖ Wayne State University (23)
  - ❖ Baker College (11)
  - ❖ Walsh College (10)
  - ❖ Eastern Michigan University (8)
  - ❖ Lawrence Technological University (8)

**Charts and Tables (Continued)**

Respondents were asked to identify their level of satisfaction with the transfer procedures from OCC. The table below revealed the following results:

**Table 6: Level of Satisfaction with Transfer Procedures from OCC**

Transfer Procedures	n (324)	Level of Satisfaction (4 point scale: 4 being highest, 1 being lowest)	%
Credit Acceptance	141	3.04	84.4%
Obtain Transcripts	141	3.16	83.0%
Information on Transfer Schools	140	2.49	68.0%
Information on Transfer Programs	141	2.35	66.0%
Counselor Provided Transfer Options	141	2.17	61.0%
Transfer Information Provided by Representatives from other Colleges and Universities.	141	1.95	55.3%
Faculty Provided Information on Transfer Options	140	1.78	51.8%

- ❖ Survey respondents are most satisfied with "Obtaining Transcripts (3.16)" and "Credits Accepted (3.04)."
- ❖ Survey respondents are least satisfied with "Transfer Information Provided by Representatives from other Colleges and Universities (1.95)" and "Faculty Provided Information on Transfer Options (1.78)."

**Charts and Tables (Continued)**

Respondents were asked to identify their level of satisfaction with their academic preparation provided by OCC for their current school(s). The table below revealed the following results:

**Table 7: Level of Satisfaction with Academic Procedures from OCC**

Academic Procedures	n (324)	Level of Satisfaction (4 point scale: 4 being highest, 1 being lowest)	%
Preparation for the Level of Difficulty of Course Material at your Most Recent School.	140	2.90	83.0%
General Education Course Preparation.	141	2.98	82.3%
Preparation for the Workload Expectations of courses at your Most Recent School.	141	2.84	79.4%
Preparation in Courses you are Considering Taking in your Major at your Most Recent School.	141	2.82	72.4%

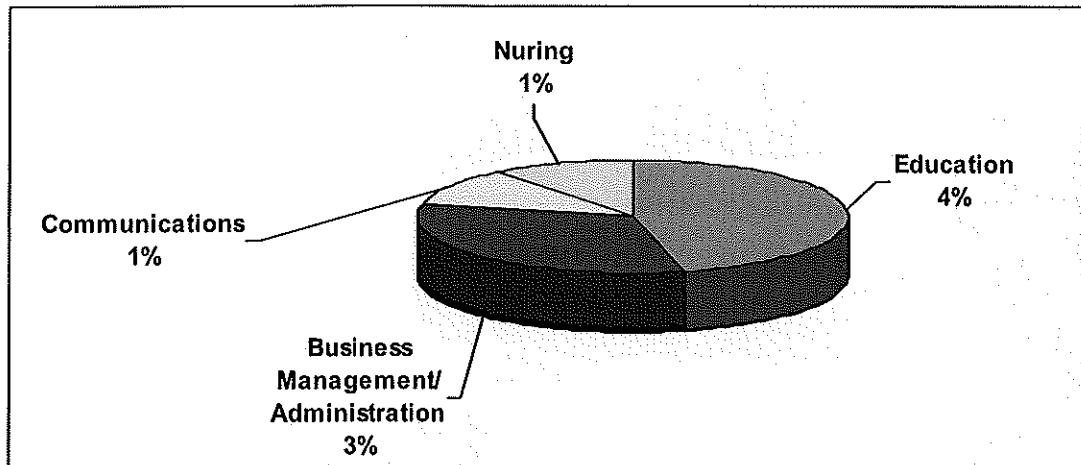
- ❖ Overall, respondents were satisfied with all areas of academic preparation provided by OCC for their current school.



### Charts and Tables (Continued)

Respondents were asked to reveal their area(s) of study at their current school(s). There were several areas mentioned, but the table below details only the most frequently mentioned (at least one percent).

**Chart 6: Areas of Study**



- ❖ Education (4%) and Business Management/Administration (3%) were areas of study mentioned by the highest percentage of survey respondents currently attending another college or university. One percent of respondents mentioned Nursing or Communications.
- ❖ Other areas mentioned represented less than one percent (0.2%) each.

### Open-Ended Responses Regarding Experience at OCC

*Is there anything else you would like to add regarding your experience at OCC?*

❖ Affirmative open-ended responses mentioned most frequently by survey respondents:

- ◆ I would recommend OCC to any high school graduate.
- ◆ All instructors in the History department have been excellent.
- ◆ The Auburn Hills and Royal Oak campuses were great.
- ◆ Overall, I enjoyed attending OCC.
- ◆ Everyone at OCC was very helpful...very nice.
- ◆ Everything was really good, especially at Highland Lakes.
- ◆ Excellent instructors in the CIS department.
- ◆ Excellent school.
- ◆ The tuition is very reasonable.
- ◆ I found OCC's RN program extremely well-organized, though demanding.

❖ Pessimistic open-ended responses mentioned most frequently by survey respondents:

- ◆ OCC doesn't offer on-line courses in my field.
- ◆ I had some really bad teachers.
- ◆ I did not like the parking situation; I also did not like classes cancelled at the last minute because of low enrollment.
- ◆ I think Highland Lakes has a terrible system for returning books
- ◆ Too many part-time teachers.
- ◆ The class schedules are too tough to fit in for an adult student with outside responsibilities.
- ◆ I wish more classes were transferable.
- ◆ Nursing program needs to be more flexible.
- ◆ OCC did not offer classes for my program.
- ◆ The administration was awful.



## Conclusion

- ❖ Overall, former students were satisfied with their experiences at OCC and definitely would return.
- ❖ The most frequently mentioned issues that played a role in their decision not to return to OCC include the transfer process, available class times, work-related concerns, and courses not challenging enough.
- ❖ Respondents were most satisfied with the process of obtaining transcripts, the number of credits accepted at their current school, preparation for the level of difficulty of course material at their most recent school provided by OCC, and general education course preparation provided by OCC.
- ❖ Over half (57.6%) of former students were currently employed full-time, while twenty percent (19.6%) were currently employed part-time. Their positions were at least somewhat related to the degree or certificate program they were enrolled in at OCC. The modal salary is \$30,000 per year, prior to deductions. Their salaries range from 2,000 to 500,000 per year. Keep in mind that salaries were self-reported.
- ❖ Eighty-three percent (83.3%) use the skills learned at OCC at least some of the time.
- ❖ The thirty percent currently enrolled in another college or university are more likely attending Oakland University, Wayne State University or some other college or university. The most common areas of study include Education, Business, Communication and Nursing.

Oakland Community College  
Non-Returning Student Survey Analysis  
2003-2004

23

**APPENDIX**



4. What is your **YEARLY** salary before deductions? Please do not include overtime. This information, when combined with information from others in your field of study, will provide valuable information for students who are considering study in the field.

\$ \_\_\_\_\_ per year

5. How often would you say you use the skills learned at OCC in your current employment: **all of the time, most of the time, some of the time, or never? (SELECT ONLY ONE)**

- (4)  All of the time
- (3)  Most of the time
- (2)  Some of the time
- (1)  Never

**Educational Goals**

6. Please consider your decision to enroll at OCC. If you had to do it all over again, which of the following best describes the choice you would make regarding meeting your educational needs? Would you **definitely return, probably return, probably not return, or definitely not return? (SELECT ONLY ONE)**

- (4)  Definitely would return *(Skip to question #9)*
- (3)  Probably would return *(Skip to question #9)*
- (2)  Probably would not return *(Continue with question #7)*
- (1)  Definitely would not return *(Continue with question #7)*

7. From the list of reasons below, please identify if each was a **major reason, a minor reason, or not a reason** in your decision **NOT** to return to OCC. *(Circle one for each question)*

	<i>Major Reason</i>	<i>Minor Reason</i>	<i>Not A Reason</i>	<i>Don't Know</i>
a. Decided to transfer to another college/university.	3	2	1	88
b. Health-related issue (personal or family).	3	2	1	88
c. Work-related responsibilities were too great.	3	2	1	88
d. Family responsibilities were too great.	3	2	1	88
e. Relocated to another area.	3	2	1	88
f. Dissatisfied with my grades.	3	2	1	88
g. Courses were too difficult.	3	2	1	88
h. Courses were not challenging.	3	2	1	88
i. Courses were not required for my job.	3	2	1	88
j. Accepted full-time job.	3	2	1	88
k. Wanted to obtain work experience.	3	2	1	88
l. Courses not offered at convenient times.	3	2	1	88
m. Financial considerations/issues.	3	2	1	88
n. Done with school.	3	2	1	88
o. Other _____				

8. Are there any other reasons or comments you wish to provide about why you chose **NOT** to return?

---



---



---

9. Are you currently attending another college or university? (**SELECT ONLY ONE**)

- (1)  Yes (*Continue with Question #10*)
- (0)  No (*Skip to Question #14*)

10. What is the name of the school you are currently attending? (**SELECT ALL THAT APPLY**)

- (1)  Central Michigan University
- (2)  Eastern Michigan University
- (3)  Henry Ford Community College
- (4)  Lawrence Technological University
- (5)  Michigan State University
- (6)  Oakland University
- (7)  University of Detroit-Mercy
- (8)  University of Michigan—Ann Arbor
- (9)  University of Michigan—Dearborn
- (10)  University of Michigan—Flint
- (11)  Wayne State University
- (12)  Walsh College
- (13)  Western Michigan University
- (14) Other (*please specify*) \_\_\_\_\_

11. Using the scale of **very dissatisfied, somewhat dissatisfied, somewhat satisfied, or very satisfied**, please circle your level of satisfaction with the transfer procedures from OCC. (**CIRCLE ONE FOR EACH QUESTION**)

	<i>Very Dissatisfied</i>	<i>Somewhat Dissatisfied</i>	<i>Somewhat Satisfied</i>	<i>Very Satisfied</i>	<i>Does Not Apply</i>
a. Process of obtaining academic transcript from OCC to apply to your most recent school.	1	2	3	4	8
b. Number of OCC course credits accepted by your most recent school.	1	2	3	4	8
c. Information available at OCC about schools to which you could transfer.	1	2	3	4	8
d. Information available at OCC about specific programs to which you could transfer.	1	2	3	4	8
e. Information provided by OCC counselors concerning transfer options.	1	2	3	4	8
f. Information provided by faculty about transfer options.	1	2	3	4	8
g. Information provided about transfer options at OCC by representatives from other colleges or universities.	1	2	3	4	8

12. Using the same scale of **very dissatisfied, somewhat dissatisfied, somewhat satisfied, or very satisfied**, please circle your degree of satisfaction with how well OCC prepared you academically for your current school.  
**(CIRCLE ONE FOR EACH QUESTION)**

	<i>Very Dissatisfied</i>	<i>Somewhat Dissatisfied</i>	<i>Somewhat Satisfied</i>	<i>Very Satisfied</i>	<i>Does Not Apply</i>
a. Academic preparation for general education courses (e.g. English, Math, etc.) at your most recent school.	1	2	3	4	8
b. Academic preparation for courses you are taking in your major field of study at your most recent school.	1	2	3	4	8
c. Preparation for the level of difficulty of course material at your most recent school.	1	2	3	4	8
d. Preparation for the workload expectations of courses (e.g., amount of reading, number of assignments, etc.) at your most recent school.	1	2	3	4	8

13. What is your area of study at this school (*please specify*)?

---



---



---

14. Are there any problems or concerns (academic or administrative) you may have encountered while attending OCC?

---



---



---

15. Is there anything else you would like to tell us about your experience at OCC?

---



---



---

***Thank you for your time in completing this survey.***