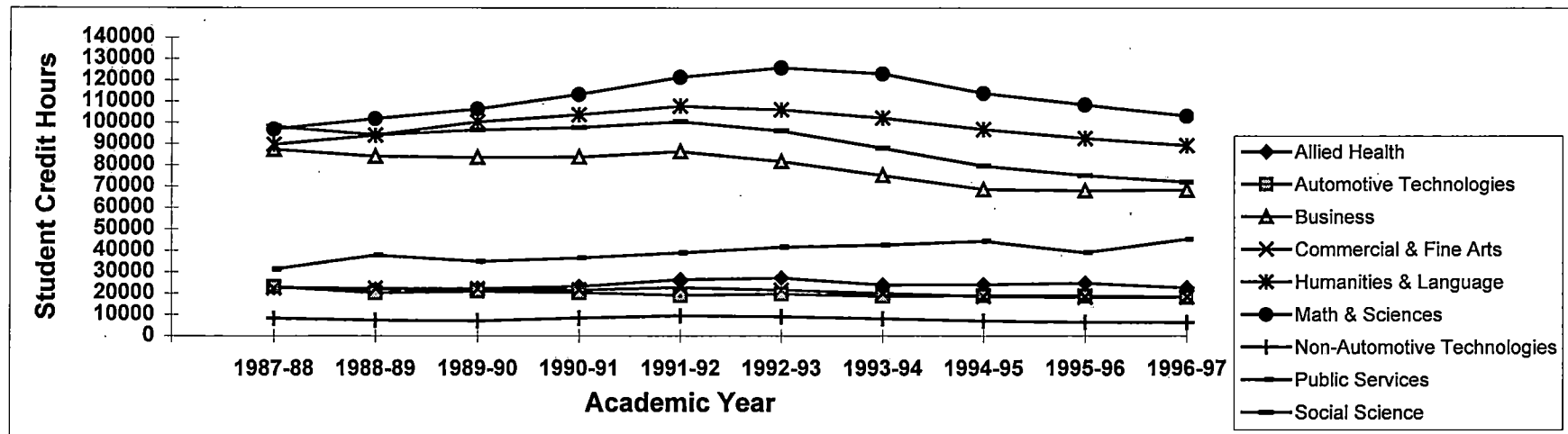
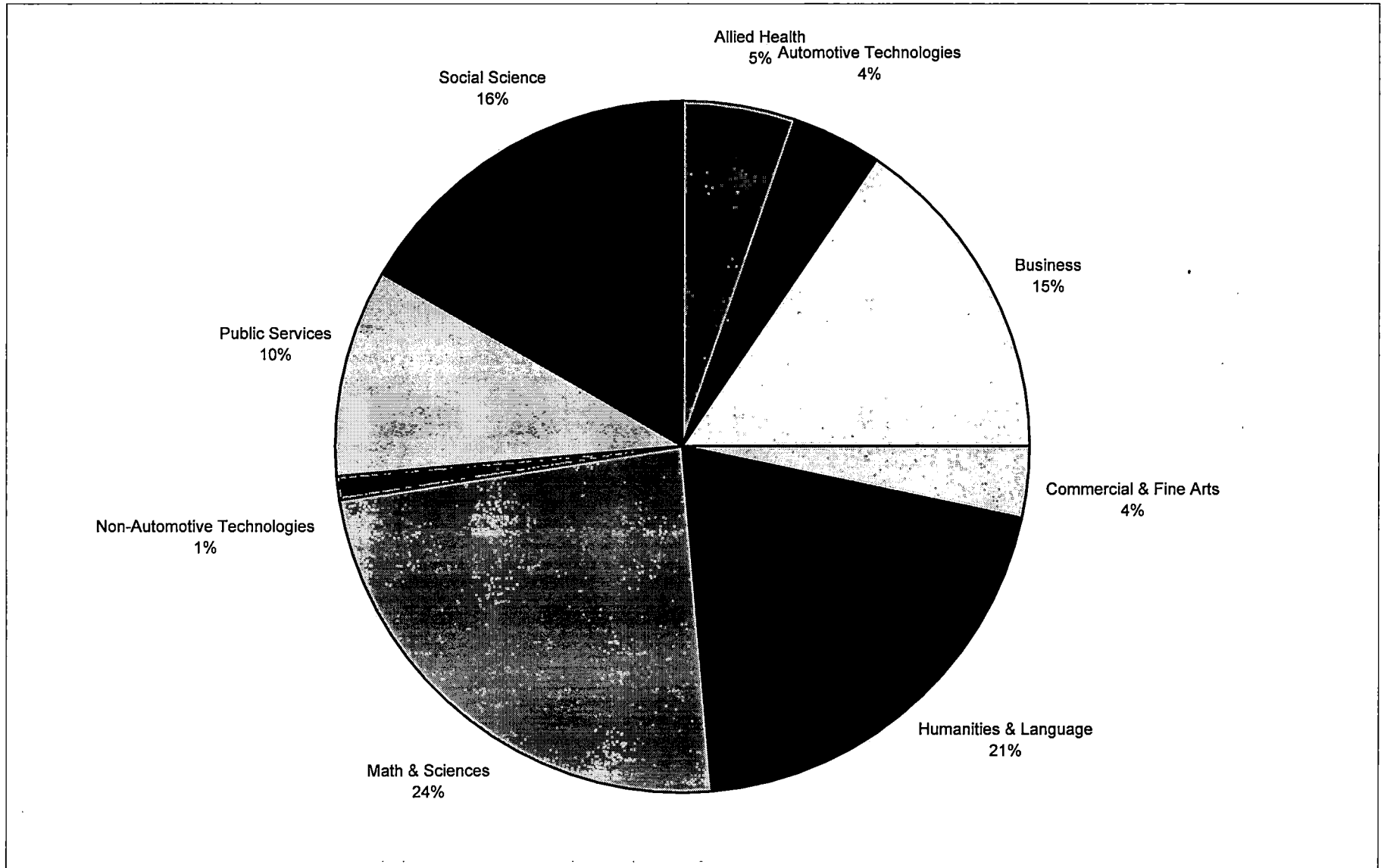


Trend in SCH

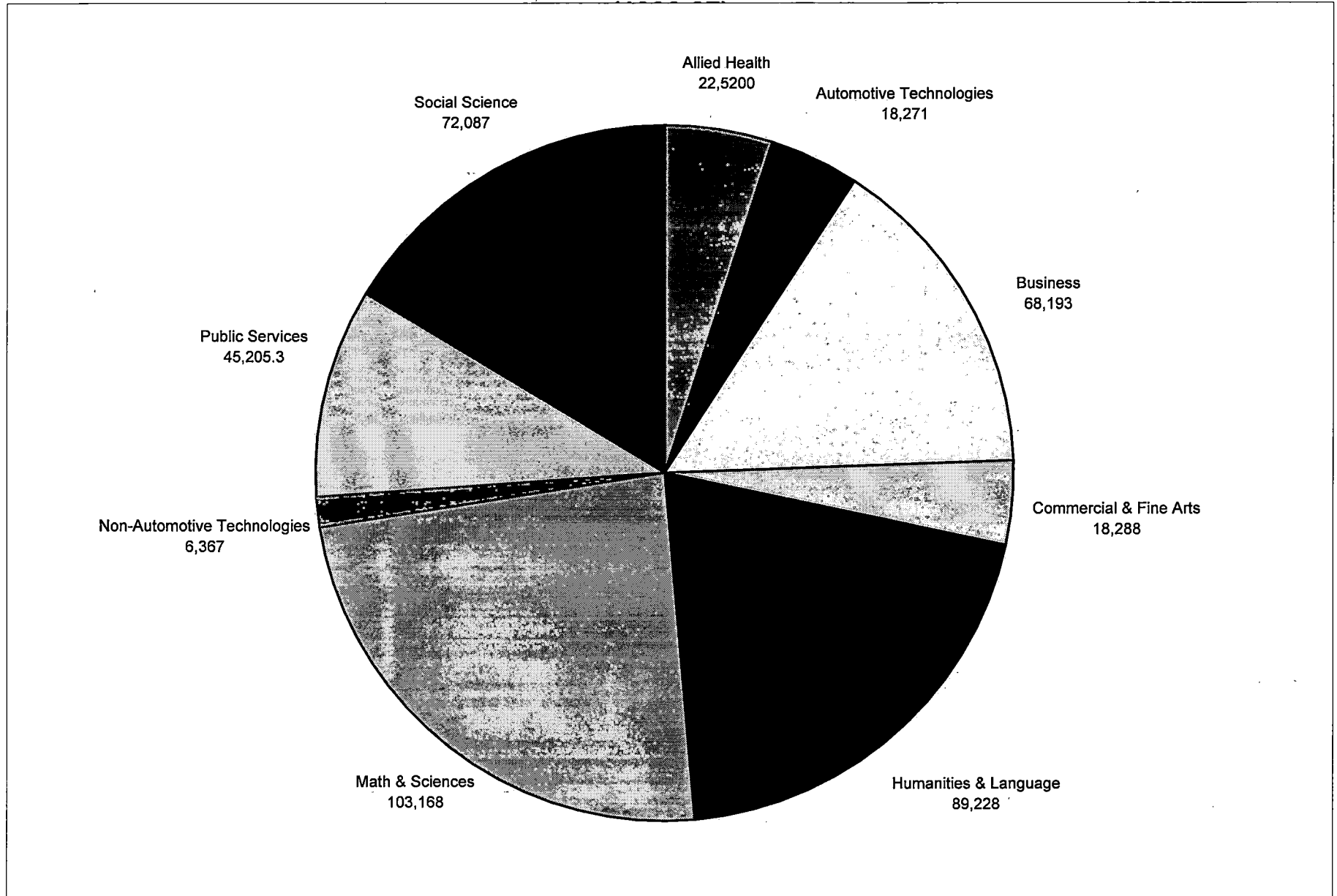
	1987-88	1988-89	1989-90	1990-91	1991-92	1992-93	1993-94	1994-95	1995-96	1996-97
Allied Health	22587	21697	22220	23142	26359.5	27131	23963.5	24071	24720.5	22520
Automotive Technologies	23162	20078	20986	20271	18997	19664	18706	18930	18790	18271
Business	87330	83992	83669	83836	86387	81808	75194	68563	67922	68193
Commercial & Fine Arts	22420	22105	22005	21500	22638	21487	20057	18515	18113	18288
Humanities & Language	89573.4	93971.9	100233.6	103669.3	107648.9	106088.9	102112.4	96697	92598.4	89228
Math & Sciences	96771	101706	106338	113259	121379	125753	122930	113841	108338	103168
Non-Automotive Technologies	8306	7262	6961	8425	9455	9009	8084	7008	6479	6367
Public Services	31226.41	37668.6	34861.9	36544.1	38890.9	41648	42502.4	44379.8	39111.6	45205.28
Social Science	98145	94085	96540	97630	100345	96097	88004	79588	75086	72087



**Oakland Community College
Percent of Total Student Credit Hours by Cluster
(1996-97)**



Oakland Community College Total Student Credit Hours by Cluster



Oakland Community College
Student Credit Hours by Course Prefix Code
Sorted: Student Credit Hours
(1996-97)

Course Prefix	Course Prefix Description	1996/97 SCH	5- Year % Change	10 Year % Change
MAT	Mathematics	62,911.0	-17.9	1.1
ENG	English	47,948.0	-26.7	-7.7
CIS	Computer Information Systems	31,398.0	9.0	34.3
PSY	Psychology	20,573.0	-23.2	-21.4
BIO	Biology	20,335.0	-18.3	23.2
BUS	Business Administration	15,509.0	-26.8	-41.4
POL	Political Science	15,015.0	-24.9	-22.3
ACC	Accounting	13,804.0	-31.4	-39.0
HIS	History	11,307.0	-18.8	-35.4
ECO	Economics	10,344.0	-22.8	-25.6
ART	Art	10,167.0	-15.8	-6.8
CHE	Chemistry	9,400.0	-21.7	16.9
HUM	Humanities	9,129.0	-27.0	-21.2
SOC	Sociology	8,898.0	-29.5	-24.7
PER	Physical Education	8,573.0	-23.4	-0.1
NUR	Nursing	8,431.0	26.3	59.7
CAD	Computer Aided Design	7,449.0	27.8	129.7
ESL	English Language Institute	7,217.0	1755.7	1671.5
X..	Pentastar Courses	6,415.5	--	--
SPA	Spanish	5,958.0	25.0	105.0
PHI	Philosophy	5,598.0	23.7	24.5
SPE	Speech	5,518.0	-18.2	9.4
PLS	Law Enforcement	5,198.0	-11.7	22.6
BPI	Business Professional Institute	4,503.8	116.5	--
BIS	Bus Information Systems	4,464.0	-39.7	-53.9
PHO	Photography	4,455.0	4.6	0.7
PHY	Physics	4,020.0	7.2	35.5
CSC	Community Service Course	3,744.2	-40.0	-46.0
FTI	Fire Technical Institute	3,315.9	-14.7	--
GSC	General Science	3,080.0	-19.9	6.4
FST	Food Service	2,990.5	-22.4	-38.5
HEA	Health	2,916.0	-19.8	43.4
DDT	Drafting Design Tech/ DRT	2,820.0	-15.9	-3.7
SSC	Social Science	2,544.0	-45.0	-57.8
ECD	Early Childhood Development	2,320.0	43.9	160.1
MUS	Music	2,200.0	-22.3	-29.2
PAS	Police Academy Science	2,191.9	66.7	71.5
MHA	Mental Health	2,004.0	-21.2	-27.2
LSC	Life Science	1,904.0	-29.5	-32.3
MKT	Marketing	1,863.0	-20.6	-48.7
FRE	French	1,836.0	-21.9	-30.9
ANT	Anthropology	1,644.0	-13.8	28.3
MED	Medical Technology	1,593.0	-41.2	-38.8
EMT	Emergency Medical Technology	1,579.0	11.8	88.2
CEC	Continuing Education	1,533.0	227.6	--

Oakland Community College
Student Credit Hours by Course Prefix Code
Sorted: Student Credit Hours
(1996-97)

Course Prefix	Course Prefix Description	1996/97 SCH	5- Year % Change	10 Year % Change
FFT	Fire Fighter Technology	1,527.0	95.8	--
CER	Ceramics	1,526.0	--	--
LST	Landscape Technology	1,421.0	-18.9	-27.8
EEC	Electrical/Electronics Technology	1,416.0	-15.6	--
ATA	Automobile Servicing	1,312.0	-30.9	-33.1
THE	Theatre	1,285.0	-18.3	-24.0
ROB	Robotics Technology	1,172.0	0.7	-47.5
IIC	Individualized Instruction Center	1,164.0	-39.1	--
DHY	Dental Hygiene	1,124.0	-2.9	-0.9
GER	German	1,120.0	-28.4	29.0
FSH	Found Studies/Humanities	1,100.0	-58.8	-67.1
TER	Climate Control Technology	1,063.0	-34.3	-51.7
EGR	Pre-Engineering	1,046.0	12.7	91.9
MDA	Medical Assisting	1,044.0	13.5	70.6
CNS	Counseling	980.0	-33.9	-35.5
LGL	Legal Assisting	975.0	-37.1	54.0
ARC	Architectural Technology	921.0	-18.8	32.9
RAD	Radiological Technology	846.0	36.5	--
GCA	Graphics/Commercial Art	810.0	-52.8	-67.8
EXL	Exercise Science & Technology	804.0	-22.5	49.4
DMS	Diagnostic Medical Sonography	731.0	-15.3	-11.6
ATM	Machine Tool Technology	714.0	16.1	-24.7
RSP	Respiratory Therapy	656.0	-28.9	-22.9
ECT	Electronic Microprocessing	656.0	-33.7	-7.9
GEO	Geography	606.0	0.0	159.0
MEC	Mechanical Technology	594.0	-25.3	19.3
FLT	Aviation Flight Technology	578.0	-37.4	-49.9
VBT	Vehicle Body	570.0	-55.0	-60.0
SLS	Sign Language Studies	567.0	36.0	-27.0
JPN	Japanese	544.0	-51.1	--
HCA	Health Care Administration	456.0	-29.0	-10.6
ITA	Italian	436.0	--	--
QAT	Quality Assurance Technology	432.0	-2.0	144.1
ATW	Welding/Fabrication Technology	408.0	-19.0	-29.2
CIM	Computer Integrated Mfg.	348.0	-44.9	-49.7
GRN	Gerontology	342.0	-46.6	-24.0
BTC	Business Technology Center	332.1	--	--
ELT	Electronics Technology	312.0	-44.7	-77.2
LIB	Library Technology	301.0	5.6	161.7
DSB	Dir.Study/Behavior/Social Science	294.0	-5.8	36.1
TED	Pre-Apprentice Drafting	291.0	4.3	-51.5
EDU	Education	288.0	-11.1	2.1
APM	Apprentice Mathematics	286.0	14.9	-54.4
FSN	Found Studies/Natural Science	268.0	-63.2	-53.1
HPT	Hospital Pharmacy Technology	258.0	-50.6	-31.6

Oakland Community College
Student Credit Hours by Course Prefix Code
Sorted: Student Credit Hours
(1996-97)

Course Prefix	Course Prefix Description	1996/97 SCH	5- Year % Change	10 Year % Change
ATF	Fluid Power Technology	258.0	17.8	-61.1
IND	Industrial Sciences	242.0	-57.2	-25.8
FSS	Found Stud./Social Science	232.0	-75.9	-75.2
APP	Apprentice Physics	224.0	24.4	-33.3
ETT	Electrical Trades Technology	205.0	-32.8	-92.2
PSC	Physical Science	204.0	-28.2	0.0
ADT	Automobile Drawing	201.0	-19.3	--
APT	Apprentice Technical	190.0	33.8	-54.0
RET	Retailing	180.0	-53.1	-73.7
APS	Apprentice Shop	153.0	--	21.4
APD	Apprentice Drafting	150.0	-55.0	-85.9
ARB	Arabic	144.0	--	--
TEM	Pre-Apprentice Math	117.0	-44.3	-82.3
DEN	Dental Assisting	78.0	-13.3	-76.1
KEH	Kindergarten Elementary, High School	77.2	365.1	-96.4
EPT	Engineering Physical Test	72.0	--	--
DRT	Drafting	63.0	--	--
JOR	Journalism	57.0	-66.1	-85.5
WOD	Woodworking	45.0	-53.1	-80.0
MDB	Management Development Business	29.2	--	--
MTS	Manufacturing Technological Service	6.2	--	--
PPI	Public Professional Inst.	2.8	--	--
AET	Alternative Energy Technology	--	--	--
AUT	Automotive Technology	--	--	--
AVM	Audio-Visual Technology	--	--	--
CWA	Co-Op	--	--	--
DHE	Diesel/Heavy Equipment	--	--	--
GRA	Graphics	--	--	--
IPD	Industrial Prod. Design	--	--	--
NCT	Noninvasive Cardiovascular	--	--	--
PCT	Plastics Composite Application	--	--	--
PNE	Practical Nurse Education	--	--	--
PPT	Publication Technology	--	--	--
RES	Real Estate	--	--	--
TEA	Apprentice Automotive	--	--	--
TEO	Operating Engineers	--	--	--
TET	Pre-Apprentice Physical Science	--	--	--
TEW	Pre-Apprentice Welding	--	--	--

**Oakland Community College
Student Credit Hours by Course Prefix Code
Sorted: Student Credit Hours
(1996-97)**

Oakland Community College
Student Credit Hours by Course Prefix Code
Sorted: Five Year Percent Change
(1992-93 through 1996-97)

Course Prefix	Course Prefix Description	1996/97 SCH	5- Year % Change	10 Year % Change
ESL	English Language Institute	7,217.0	1,755.7	1671.5
KEH	Kindergarten Elementary, High School	77.2	365.1	-96.4
CEC	Continuing Education	1,533.0	227.6	--
BPI	Business Professional Institute	4,503.8	116.5	--
FFT	Fire Fighter Technology	1,527.0	95.8	--
PAS	Police Academy Science	2,191.9	66.7	71.5
ECD	Early Childhood Development	2,320.0	43.9	160.1
RAD	Radiological Technology	846.0	36.5	--
SLS	Sign Language Studies	567.0	36.0	-27.0
APT	Apprentice Technical	190.0	33.8	-54.0
CAD	Computer Aided Design	7,449.0	27.8	129.7
NUR	Nursing	8,431.0	26.3	59.7
SPA	Spanish	5,958.0	25.0	105.0
APP	Apprentice Physics	224.0	24.4	-33.3
PHI	Philosophy	5,598.0	23.7	24.5
ATF	Fluid Power Technology	258.0	17.8	-61.1
ATM	Machine Tool Technology	714.0	16.1	-24.7
APM	Apprentice Mathematics	286.0	14.9	-54.4
MDA	Medical Assisting	1,044.0	13.5	70.6
EGR	Pre-Engineering	1,046.0	12.7	91.9
EMT	Emergency Medical Technology	1,579.0	11.8	88.2
CIS	Computer Information Systems	31,398.0	9.0	34.3
PHY	Physics	4,020.0	7.2	35.5
LIB	Library Technology	301.0	5.6	161.7
PHO	Photography	4,455.0	4.6	0.7
TED	Pre-Apprentice Drafting	291.0	4.3	-51.5
CER	Ceramics	1,526.0	1.9	--
ROB	Robotics Technology	1,172.0	0.7	-47.5
GEO	Geography	606.0	0.0	159.0
QAT	Quality Assurance Technology	432.0	-2.0	144.1
DHY	Dental Hygiene	1,124.0	-2.9	-0.9
DSB	Dir.Study/Behavior/Social Science	294.0	-5.8	36.1
EDU	Education	288.0	-11.1	2.1
PLS	Law Enforcement	5,198.0	-11.7	22.6
DEN	Dental Assisting	78.0	-13.3	-76.1
ANT	Anthropology	1,644.0	-13.8	28.3
FTI	Fire Technical Institute	3,315.9	-14.7	--
DMS	Diagnostic Medical Sonography	731.0	-15.3	-11.6
EEC	Electrical/Electronics Technology	1,416.0	-15.6	--
ART	Art	10,167.0	-15.8	-6.8
DDT	Drafting Design Tech/ DRT	2,820.0	-15.9	-3.7
MAT	Mathematics	62,911.0	-17.9	1.1
SPE	Speech	5,518.0	-18.2	9.4
THE	Theatre	1,285.0	-18.3	-24.0
BIO	Biology	20,335.0	-18.3	23.2

Oakland Community College
Student Credit Hours by Course Prefix Code
Sorted: Five Year Percent Change
(1992-93 through 1996-97)

Course Prefix	Course Prefix Description	1996/97 SCH	5- Year % Change	10 Year % Change
ARC	Architectural Technology	921.0	-18.8	32.9
HIS	History	11,307.0	-18.8	-35.4
LST	Landscape Technology	1,421.0	-18.9	-27.8
ATW	Welding/Fabrication Technology	408.0	-19.0	-29.2
ADT	Automobile Drawing	201.0	-19.3	--
HEA	Health	2,916.0	-19.8	43.4
GSC	General Science	3,080.0	-19.9	6.4
MKT	Marketing	1,863.0	-20.6	-48.7
MHA	Mental Health	2,004.0	-21.2	-27.2
CHE	Chemistry	9,400.0	-21.7	16.9
FRE	French	1,836.0	-21.9	-30.9
MUS	Music	2,200.0	-22.3	-29.2
FST	Food Service	2,990.5	-22.4	-38.5
EXL	Exercise Science & Technology	804.0	-22.5	49.4
ECO	Economics	10,344.0	-22.8	-25.6
PSY	Psychology	20,573.0	-23.2	-21.4
PER	Physical Education	8,573.0	-23.4	-0.1
POL	Political Science	15,015.0	-24.9	-22.3
MEC	Mechanical Technology	594.0	-25.3	19.3
ENG	English	47,948.0	-26.7	-7.7
BUS	Business Administration	15,509.0	-26.8	-41.4
HUM	Humanities	9,129.0	-27.0	-21.2
PSC	Physical Science	204.0	-28.2	0.0
GER	German	1,120.0	-28.4	29.0
RSP	Respiratory Therapy	656.0	-28.9	-22.9
HCA	Health Care Administration	456.0	-29.0	-10.6
LSC	Life Science	1,904.0	-29.5	-32.3
SOC	Sociology	8,898.0	-29.5	-24.7
ATA	Automobile Servicing	1,312.0	-30.9	-33.1
ACC	Accounting	13,804.0	-31.4	-39.0
ETT	Electrical Trades Technology	205.0	-32.8	-92.2
ECT	Electronic Microprocessing	656.0	-33.7	-7.9
CNS	Counseling	980.0	-33.9	-35.5
TER	Climate Control Technology	1,063.0	-34.3	-51.7
LGL	Legal Assisting	975.0	-37.1	54.0
FLT	Aviation Flight Technology	578.0	-37.4	-49.9
IIC	Individualized Instruction Center	1,164.0	-39.1	--
BIS	Bus Information Systems	4,464.0	-39.7	-53.9
CSC	Community Service Course	3,744.2	-40.0	-46.0
MED	Medical Technology	1,593.0	-41.2	-38.8
TEM	Pre-Apprentice Math	117.0	-44.3	-82.3
ELT	Electronics Technology	312.0	-44.7	-77.2
CIM	Computer Integrated Mfg.	348.0	-44.9	-49.7
SSC	Social Science	2,544.0	-45.0	-57.8

Oakland Community College
Student Credit Hours by Course Prefix Code
Sorted: Five Year Percent Change
(1992-93 through 1996-97)

Course Prefix	Course Prefix Description	1996/97 SCH	5- Year % Change	10 Year % Change
GRN	Gerontology	342.0	-46.6	-24.0
HPT	Hospital Pharmacy Technology	258.0	-50.6	-31.6
JPN	Japanese	544.0	-51.1	--
GCA	Graphics/Commercial Art	810.0	-52.8	-67.8
RET	Retailing	180.0	-53.1	-73.7
WOD	Woodworking	045.0	-53.1	-80.0
APD	Apprentice Drafting	150.0	-55.0	-85.9
VBT	Vehicle Body	570.0	-55.0	-60.0
IND	Industrial Sciences	242.0	-57.2	-25.8
FSH	Found Studies/Humanities	1,100.0	-58.8	-67.1
FSN	Found Studies/Natural Science	268.0	-63.2	-53.1
JOR	Journalism	057.0	-66.1	-85.5
FSS	Found Stud./Social Science	232.0	-75.9	-75.2
AET	Alternative Energy Technology	--	--	--
APS	Apprentice Shop	153.0	--	21.4
ARB	Arabic	144.0	--	--
AUT	Automotive Technology	--	--	--
AVM	Audio-Visual Technology	--	--	--
BTC	Business Technology Center	332.1	--	--
CWA	Co-Op	--	--	--
DHE	Diesel/Heavy Equipment	--	--	--
DRT	Drafting	063.0	--	--
EPT	Engineering Physical Test	072.0	--	--
GRA	Graphics	--	--	--
IPD	Industrial Prod. Design	--	--	--
ITA	Italian	436.0	--	--
MDB	Management Development Business	29.24	--	--
MTS	Manufacturing Technological Service	6.21	--	--
NCT	Noninvasive Cardiovascular	--	--	--
PCT	Plastics Composite Application	--	--	--
PNE	Practical Nurse Education	--	--	--
PPI	Public Professional Inst.	2.82	--	--
PPT	Publication Technology	--	--	--
RES	Real Estate	--	--	--
TEA	Apprentice Automotive	--	--	--
TEO	Operating Engineers	--	--	--
TET	Pre-Apprentice Physical Science	--	--	--
TEW	Pre-Apprentice Welding	--	--	--
X..	Pentastar Courses	6,415.5	--	--

Oakland Community College
Student Credit Hours by Course Prefix Code
Sorted: Ten Year Percent Change
(1987-88 through 1996-97)

Course Prefix	Course Prefix Description	1996/97 SCH	5- Year % Change	10 Year % Change
ESL	English Language Institute	7,217.0	1755.7	1,671.5
LIB	Library Technology	301.0	5.6	161.7
ECD	Early Childhood Development	2,320.0	43.9	160.1
GEO	Geography	606.0	0.0	159.0
QAT	Quality Assurance Technology	432.0	-2.0	144.1
CAD	Computer Aided Design	7,449.0	27.8	129.7
SPA	Spanish	5,958.0	25.0	105.0
EGR	Pre-Engineering	1,046.0	12.7	91.9
EMT	Emergency Medical Technology	1,579.0	11.8	88.2
PAS	Police Academy Science	2,191.9	66.7	71.5
MDA	Medical Assisting	1,044.0	13.5	70.6
NUR	Nursing	8,431.0	26.3	59.7
LGL	Legal Assisting	975.0	-37.1	54.0
EXL	Exercise Science & Technology	804.0	-22.5	49.4
HEA	Health	2,916.0	-19.8	43.4
DSB	Dir.Study/Behavior/Social Science	294.0	-5.8	36.1
PHY	Physics	4,020.0	7.2	35.5
CIS	Computer Information Systems	31,398.0	9.0	34.3
ARC	Architectural Technology	921.0	-18.8	32.9
GER	German	1,120.0	-28.4	29.0
ANT	Anthropology	1,644.0	-13.8	28.3
PHI	Philosophy	5,598.0	23.7	24.5
BIO	Biology	20,335.0	-18.3	23.2
PLS	Law Enforcement	5,198.0	-11.7	22.6
APS	Apprentice Shop	153.0	--	21.4
MEC	Mechanical Technology	594.0	-25.3	19.3
CHE	Chemistry	9,400.0	-21.7	16.9
SPE	Speech	5,518.0	-18.2	9.4
GSC	General Science	3,080.0	-19.9	6.4
EDU	Education	288.0	-11.1	2.1
MAT	Mathematics	62,911.0	-17.9	1.1
PHO	Photography	4,455.0	4.6	0.7
PSC	Physical Science	204.0	-28.2	0.0
PER	Physical Education	8,573.0	-23.4	-0.1
DHY	Dental Hygiene	1,124.0	-2.9	-0.9
DDT	Drafting Design Tech/ DRT	2,820.0	-15.9	-3.7
ART	Art	10,167.0	-15.8	-6.8
ENG	English	47,948.0	-26.7	-7.7
ECT	Electronic Microprocessing	656.0	-33.7	-7.9
HCA	Health Care Administration	456.0	-29.0	-10.6
DMS	Diagnostic Medical Sonography	731.0	-15.3	-11.6
CER	Ceramics	1,526.0	1.9	-15.7
HUM	Humanities	9,129.0	-27.0	-21.2
PSY	Psychology	20,573.0	-23.2	-21.4
POL	Political Science	15,015.0	-24.9	-22.3
RSP	Respiratory Therapy	656.0	-28.9	-22.9

Oakland Community College
Student Credit Hours by Course Prefix Code
Sorted: Ten Year Percent Change
(1987-88 through 1996-97)

Course Prefix	Course Prefix Description	1996/97 SCH	5- Year % Change	10 Year % Change
THE	Theatre	1,285.0	-18.3	-24.0
GRN	Gerontology	342.0	-46.6	-24.0
ATM	Machine Tool Technology	714.0	16.1	-24.7
SOC	Sociology	8,898.0	-29.5	-24.7
ECO	Economics	10,344.0	-22.8	-25.6
IND	Industrial Sciences	242.0	-57.2	-25.8
SLS	Sign Language Studies	567.0	36.0	-27.0
MHA	Mental Health	2,004.0	-21.2	-27.2
LST	Landscape Technology	1,421.0	-18.9	-27.8
ATW	Welding/Fabrication Technology	408.0	-19.0	-29.2
MUS	Music	2,200.0	-22.3	-29.2
FRE	French	1,836.0	-21.9	-30.9
HPT	Hospital Pharmacy Technology	258.0	-50.6	-31.6
LSC	Life Science	1,904.0	-29.5	-32.3
ATA	Automobile Servicing	1,312.0	-30.9	-33.1
APP	Apprentice Physics	224.0	24.4	-33.3
HIS	History	11,307.0	-18.8	-35.4
CNS	Counseling	980.0	-33.9	-35.5
FST	Food Service	2,990.5	-22.4	-38.5
MED	Medical Technology	1,593.0	-41.2	-38.8
ACC	Accounting	13,804.0	-31.4	-39.0
BUS	Business Administration	15,509.0	-26.8	-41.4
CSC	Community Service Course	3,744.2	-40.0	-46.0
ROB	Robotics Technology	1,172.0	0.7	-47.5
MKT	Marketing	1,863.0	-20.6	-48.7
CIM	Computer Integrated Mfg.	348.0	-44.9	-49.7
FLT	Aviation Flight Technology	578.0	-37.4	-49.9
TED	Pre-Apprentice Drafting	291.0	4.3	-51.5
TER	Climate Control Technology	1,063.0	-34.3	-51.7
FSN	Found Studies/Natural Science	268.0	-63.2	-53.1
BIS	Bus Information Systems	4,464.0	-39.7	-53.9
APT	Apprentice Technical	190.0	33.8	-54.0
APM	Apprentice Mathematics	286.0	14.9	-54.4
SSC	Social Science	2,544.0	-45.0	-57.8
VBT	Vehicle Body	570.0	-55.0	-60.0
ATF	Fluid Power Technology	258.0	17.8	-61.1
FSH	Found Studies/Humanities	1,100.0	-58.8	-67.1
GCA	Graphics/Commercial Art	810.0	-52.8	-67.8
RET	Retailing	180.0	-53.1	-73.7
FSS	Found Stud./Social Science	232.0	-75.9	-75.2
DEN	Dental Assisting	078.0	-13.3	-76.1
ELT	Electronics Technology	312.0	-44.7	-77.2
WOD	Woodworking	045.0	-53.1	-80.0
TEM	Pre-Apprentice Math	117.0	-44.3	-82.3
JOR	Journalism	057.0	-66.1	-85.5
APD	Apprentice Drafting	150.0	-55.0	-85.9

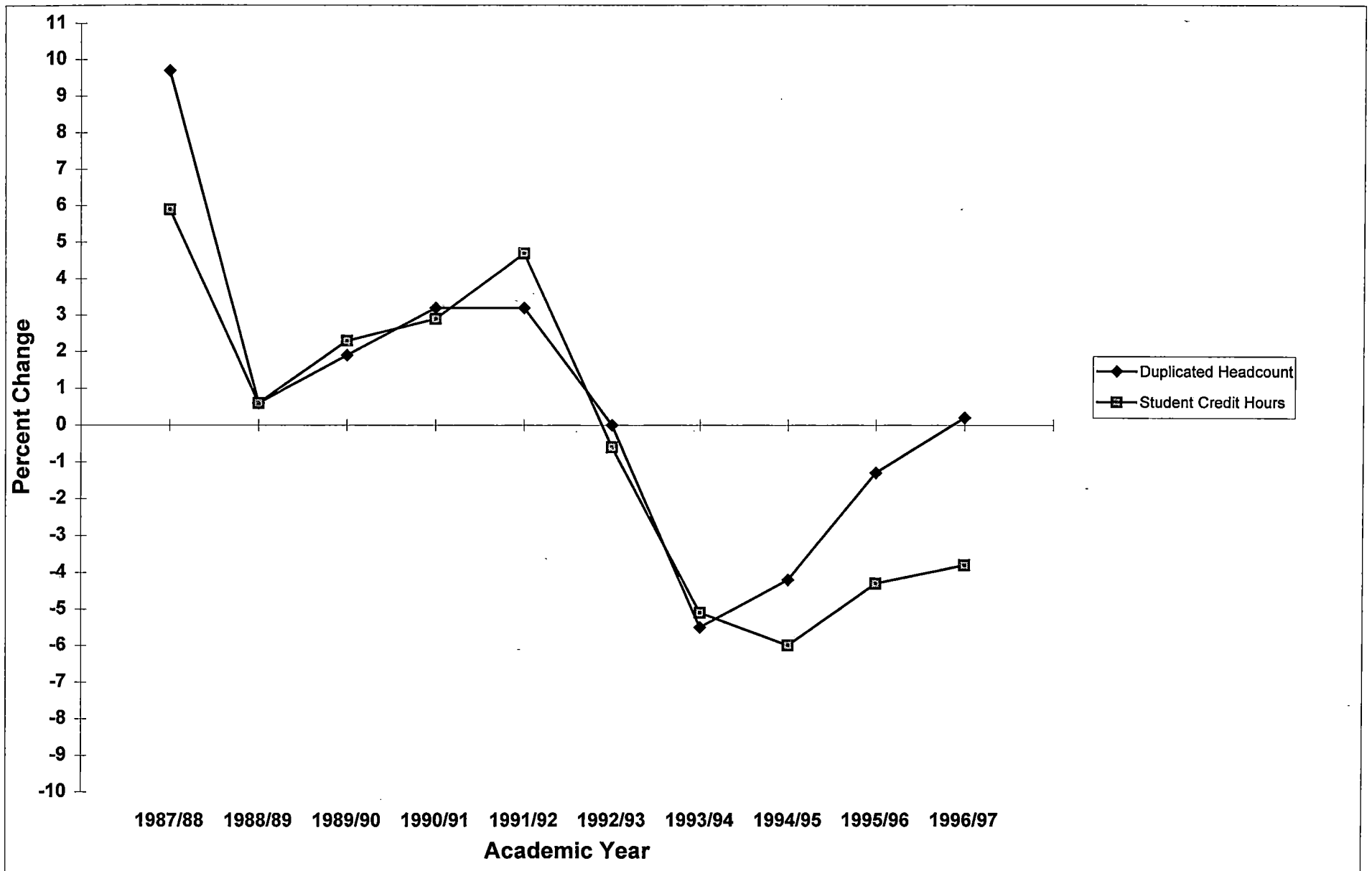
Oakland Community College
Student Credit Hours by Course Prefix Code
Sorted: Ten Year Percent Change
(1987-88 through 1996-97)

Course Prefix	Course Prefix Description	1996/97 SCH	5- Year % Change	10 Year % Change
ETT	Electrical Trades Technology	205.0	-32.8	-92.2
KEH	Kindergarten Elementary, High School	077.2	365.1	-96.4
ADT	Automobile Drawing	201.0	-19.3	--
AET	Alternative Energy Technology	--	--	--
ARB	Arabic	144.0	--	--
AUT	Automotive Technology	--	--	--
AVM	Audio-Visual Technology	--	--	--
BPI	Business Professional Institute	4,503.8	116.5	--
BTC	Business Technology Center	332.1	--	--
CEC	Continuing Education	1,533.0	227.6	--
CWA	Co-Op	--	--	--
DHE	Diesel/Heavy Equipment	--	--	--
DRT	Drafting	063.0	--	--
EEC	Electrical/Electronics Technology	1,416.0	-15.6	--
EPT	Engineering Physical Test	072.0	--	--
FFT	Fire Fighter Technology	1,527.0	95.8	--
FTI	Fire Technical Institute	3,315.9	-14.7	--
GRA	Graphics	--	--	--
IIC	Individualized Instruction Center	1,164.0	-39.1	--
IPD	Industrial Prod. Design	--	--	--
ITA	Italian	436.0	--	--
JPN	Japanese	544.0	-51.1	--
MDB	Management Development Business	029.2	--	--
MTS	Manufacturing Technological Service	006.2	--	--
NCT	Noninvasive Cardiovascular	--	--	--
PCT	Plastics Composite Application	--	--	--
PNE	Practical Nurse Education	--	--	--
PPI	Public Professional Inst.	002.8	--	--
PPT	Publication Technology	--	--	--
RAD	Radiological Technology	846.0	36.5	--
RES	Real Estate	--	--	--
TEA	Apprentice Automotive	--	--	--
TEO	Operating Engineers	--	--	--
TET	Pre-Apprentice Physical Science	--	--	--
TEW	Pre-Apprentice Welding	--	--	--
X..	Pentastar Courses	6,415.5	--	--

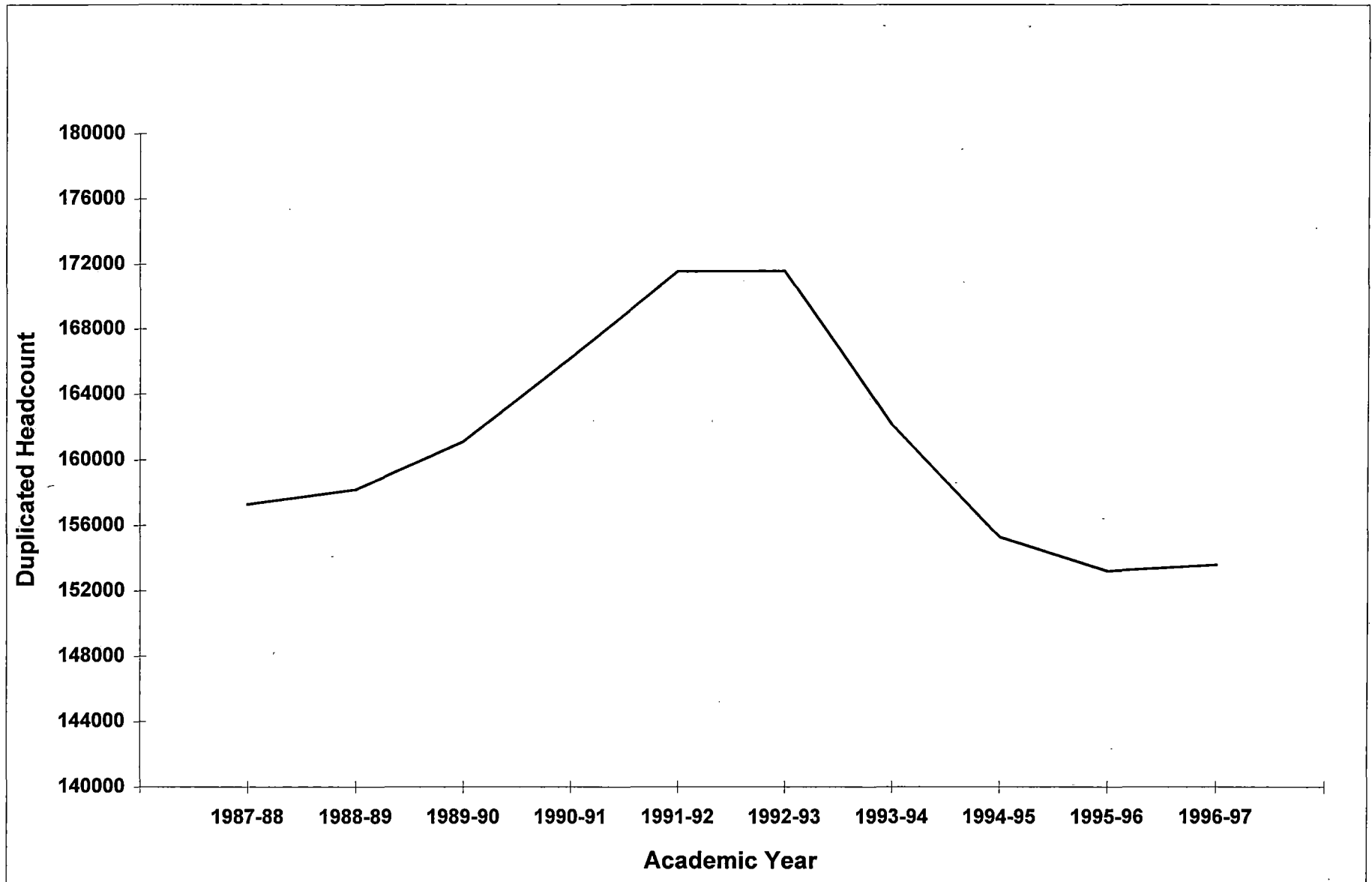
**Oakland Community College
Student Credit Hours by Cluster
(1996-97)**

Cluster	1996-97 SCH	% of Total SCH	5- Year % Change	10- Year % Change
Math & Sciences	103,168.0	23.3	-18.0	6.6
Humanities & Language	89,228.0	20.1	-15.9	-0.4
Social Science	72,087.0	16.3	-25.0	-26.6
Business	68,193.0	15.4	-16.6	-21.9
Public Services	45,205.3	10.2	8.5	44.8
Allied Health	22,520.0	5.1	-17.0	-0.3
Commercial & Fine Arts	18,288.0	4.1	-14.9	-18.4
Automotive Technologies	18,271.0	4.1	-7.1	-35.4
Non-Automotive Technologies	6,367.0	1.4	-29.3	-23.3
GRAND TOTALS	443,327.3	100	-17.9	-9.5

Oakland Community College
Ten Year Percent Change in Student Credit Hours & Duplicated Headcount
College Wide Totals
1987/88 through 1996/97



**Oakland Community College
Ten Year Trend in Duplicated Headcount
College Wide Totals
1987/88 through 1996/97**



Oakland Community College
Ten Year Trend in Student Credit Hours & Duplicated Headcount
College Wide Totals
1987/88 through 1996/97

Grand Totals	1987-88	1988-89	1989-90	1990-91	1991-92	1992-93	1993-94	1994-95	1995-96	1996-97	Percent Change	
											5- Year	10- Year
Duplicated Headcount	157266	158171	161115	166229	171580	171587	162153	155284	153216	153593	-10.5	-2.3
Student Credit Hours	479520.81	482565.5	493814.5	508276.4	532100.3	528685.9	501553.3	471592.8	451158.5	443327.3	-16.1	-7.5

Oakland Community College
Trends in Annual Student Credit Hours by Course Prefix Code
(Academic Year 1987-88 through 1996-97)

Course Prefix	Course Prefix Description	1987-88	1988-89	1989-90	1990-91	1991-92	1992-93	1993-94	1994-95	1995-96	1996-97	Percent Change	
		SCH	SCH	SCH	SCH	SCH	SCH	SCH	SCH	SCH	SCH	SCH	5- Year
ALLIED HEALTH													
DEN	Dental Assisting	327.0	93.0	81.0	87.0	84.0	90.0	81.0	93.0	81.0	78.0	-13.3	-76.1
DHY	Dental Hygiene	1,134.0	1,149.0	1,156.0	1,111.0	1,127.0	1,157.0	1,079.0	1,097.0	1,091.0	1,124.0	-2.9	-0.9
DMS	Diagno. Med Sonography	827.0	963.0	897.0	805.0	788.0	863.0	834.0	745.0	769.0	731.0	-15.3	-11.6
EMT	Emergency Med Tech	839.0	687.0	833.0	1,111.0	1,443.0	1,412.0	1,484.0	1,443.0	1,388.0	1,579.0	11.8	88.2
EXL	Exercise Science & Technology	538.0	605.0	817.0	1,062.0	1,298.0	1,038.0	1,113.0	969.0	878.0	804.0	-22.5	49.4
HCA	Health Care Admin.	510.0	531.0	532.0	541.0	614.0	642.0	548.0	478.0	499.0	456.0	-29.0	-10.6
HEA	Health	2,033.0	2,119.0	2,268.0	2,976.0	3,132.0	3,636.0	3,855.0	3,579.0	3,606.0	2,916.0	-19.8	43.4
HPT	Hospital Pharmacy Tech	377.0	338.0	343.0	337.0	385.0	522.0	586.0	323.0	394.0	258.0	-50.6	-31.6
MDA	Medical Assisting	612.0	579.0	508.0	527.0	714.0	920.0	1,029.0	1,359.0	1,295.0	1,044.0	13.5	70.6
MED	Medical Technology	2,602.0	1,875.0	1,825.0	2,138.0	2,477.0	2,709.0	2,736.0	2,295.0	1,845.0	1,593.0	-41.2	-38.8
MHA	Mental Health	2,754.0	2,370.0	2,516.0	2,540.0	2,556.0	2,544.0	2,182.0	2,202.0	2,132.0	2,004.0	-21.2	-27.2
NCT	Noninvasive Cardiovascular	--	--	--	--	323.0	420.0	549.0	319.0	--	--	--	--
NUR	Nursing	5,278.0	5,607.0	5,231.0	4,805.0	5,898.5	6,673.0	6,444.5	7,583.0	9,068.5	8,431.0	26.3	59.7
PNE	Practical Nurse Education	3,905.0	4,097.0	4,336.0	4,062.0	4,333.0	2,962.0	--	--	--	--	--	--
RAD	Radiologic Tech	--	--	258.0	454.0	511.0	620.0	630.0	666.0	935.0	846.0	36.5	--
RSP	Respiratory Therapy	851.0	684.0	619.0	586.0	676.0	923.0	813.0	920.0	739.0	656.0	-28.9	-22.9
Subtotal - Allied Health		22,587.0	21,697.0	22,220.0	23,142.0	26,359.5	27,131.0	23,963.5	24,071.0	24,720.5	22,520.0	-17.0	-0.3
AUTOMOTIVE TECHNOLOGIES													
ADT	Automobile Drawing	--	57.0	453.0	114.0	531.0	249.0	159.0	195.0	315.0	201.0	-19.3	--
APD	Apprentice Drafting	1,062.0	849.0	915.0	738.0	588.0	333.0	258.0	315.0	210.0	150.0	-55.0	-85.9
APM	Apprentice Mathematics	627.0	435.0	356.0	327.0	246.0	249.0	303.0	458.0	452.0	286.0	14.9	-54.4
APP	Apprentice Physics	336.0	282.0	136.0	180.0	188.0	180.0	236.0	320.0	250.0	224.0	24.4	-33.3
APS	Apprentice Shop	126.0	48.0	87.0	27.0	39.0	--	54.0	39.0	78.0	153.0	--	21.4
APT	Apprentice Technical	413.0	327.0	151.0	164.0	147.0	142.0	221.0	217.0	320.0	190.0	33.8	-54.0
ATA	Automobile Servicing	1,960.0	1,944.0	1,788.0	1,912.0	1,208.0	1,900.0	1,808.0	1,496.0	1,352.0	1,312.0	-30.9	-33.1
ATF	Fluid Power Tech	663.0	357.0	405.0	447.0	318.0	219.0	327.0	336.0	171.0	258.0	17.8	-61.1
ATM	Machine Tool Tech	948.0	1,053.0	855.0	1,117.0	882.0	615.0	1,125.0	1,020.0	921.0	714.0	16.1	-24.7
ATW	Welding/Fabrication Tech	576.0	396.0	429.0	225.0	216.0	504.0	375.0	351.0	384.0	408.0	-19.0	-29.2
AUT	Automotive Tech	176.0	116.0	140.0	196.0	56.0	96.0	--	--	--	--	--	--
CAD	Computer Aided Design	3,243.0	3,627.0	4,071.0	4,489.0	5,227.0	5,828.0	6,409.0	6,520.0	6,811.0	7,449.0	27.8	129.7
CIM	Computer Integrated Mfg.	692.0	408.0	472.0	696.0	548.0	632.0	304.0	160.0	184.0	348.0	-44.9	-49.7
DDT	Drafting Design Tech/ DRT	2,928.0	2,973.0	3,375.0	3,513.0	3,357.0	3,354.0	2,814.0	2,967.0	2,904.0	2,820.0	-15.9	-3.7
DHE	Diesel/Heavy Equipment	424.0	292.0	164.0	8.0	--	--	--	--	--	--	--	--
DRT	Drafting	--	--	--	--	--	--	--	51.0	72.0	63.0	--	--
EPT	Engineering Physical Test	--	--	--	--	--	--	--	108.0	72.0	--	--	--
ETT	Electrical Trades Tech	2,613.0	1,944.0	1,759.0	1,271.0	494.0	305.0	145.0	181.0	320.0	205.0	-32.8	-92.2
IND	Industrial Sciences	326.0	363.0	254.0	323.0	406.0	565.0	524.0	256.0	364.0	242.0	-57.2	-25.8
IPD	Industrial Prod. Design	51.0	150.0	108.0	--	--	33.0	54.0	--	--	--	--	--
MEC	Mechanical Technology	498.0	501.0	486.0	639.0	684.0	795.0	642.0	627.0	615.0	594.0	-25.3	19.3
PCT	Plastics Composite Application	--	--	--	--	--	6.0	12.0	--	3.0	--	--	--
QAT	Quality Assurance Tech	177.0	375.0	581.0	536.0	427.0	441.0	264.0	996.0	408.0	432.0	-2.0	144.1
ROB	Robotics Tech	2,234.0	1,292.0	1,482.0	1,304.0	1,216.0	1,164.0	1,084.0	1,088.0	1,156.0	1,172.0	0.7	-47.5
TEA	Apprentice Automotive	--	18.0	9.0	--	--	--	--	--	--	--	--	--
TED	Pre-Apprentice Drafting	600.0	516.0	633.0	459.0	411.0	279.0	246.0	321.0	315.0	291.0	4.3	-51.5

Oakland Community College
Trends in Annual Student Credit Hours by Course Prefix Code
(Academic Year 1987-88 through 1996-97)

Course Prefix	Course Prefix Description	1987-88	1988-89	1989-90	1990-91	1991-92	1992-93	1993-94	1994-95	1995-96	1996-97	Percent Change	
		SCH	SCH	SCH	SCH	SCH	SCH	SCH	SCH	SCH	SCH	5- Year	10- Year
TEM	Pre-Apprentice Math	660.0	330.0	465.0	297.0	219.0	210.0	228.0	114.0	99.0	117.0	-44.3	-82.3
TEO	Operating Engineers	126.0	78.0	90.0	60.0	252.0	168.0	42.0	--	--	--	--	--
TET	Pre-Apprentice Phys. Sci	--	--	--	--	--	--	--	--	--	--	--	--
TEW	Pre-Apprentice Welding	279.0	135.0	66.0	135.0	183.0	129.0	--	--	--	--	--	--
VBT	Vehicle Body	1,424.0	1,212.0	1,256.0	1,094.0	1,154.0	1,268.0	1,072.0	902.0	978.0	570.0	-55.0	-60.0
Subtotal - Automotive Technologies		23,162.0	20,078.0	20,986.0	20,271.0	18,997.0	19,664.0	18,706.0	18,930.0	18,790.0	18,271.0	-7.1	-35.4
BUSINESS													
ACC	Accounting	22,648.0	22,767.0	22,869.0	22,884.0	22,526.0	20,135.0	17,128.0	15,478.0	15,297.0	13,804.0	-31.4	-39.0
BIS	Bus Info Sys / OIS / SEC	9,679.0	9,204.0	9,042.0	8,952.0	6,942.0	7,404.0	6,074.0	5,271.0	4,602.0	4,464.0	-39.7	-53.9
BUS	Business Administration	26,463.0	25,065.0	24,531.0	24,660.0	23,545.0	21,186.0	19,452.0	16,353.0	15,204.0	15,509.0	-26.8	-41.4
CIS	Computer Info Sys / DPR	23,386.0	22,200.0	21,965.0	21,974.0	28,336.0	28,804.0	28,230.0	27,380.0	29,326.0	31,398.0	9.0	34.3
LGL	Legal Assisting	633.0	919.0	873.0	1,595.0	1,585.0	1,549.0	1,619.0	1,900.0	1,396.0	975.0	-37.1	54.0
MKT	Marketing	3,633.0	3,378.0	3,747.0	3,276.0	3,054.0	2,346.0	2,034.0	1,863.0	1,893.0	1,863.0	-20.6	-48.7
RES	Real Estate	204.0	--	--	--	--	--	--	--	--	--	--	--
RET	Retailing	684.0	459.0	642.0	495.0	399.0	384.0	657.0	318.0	204.0	180.0	-53.1	-73.7
Subtotal - Business		87,330.0	83,992.0	83,669.0	83,836.0	86,387.0	81,808.0	75,194.0	68,563.0	67,922.0	68,193.0	-16.6	-21.9
COMMERCIAL AND FINE ARTS													
ART	Art	10,911.0	10,935.0	11,409.0	11,877.0	12,825.0	12,078.0	11,712.0	10,497.0	10,596.0	10,167.0	-15.8	-6.8
AVM	Audio-Visual Tech	435.0	348.0	420.0	138.0	156.0	156.0	147.0	81.0	--	--	--	--
CER	Ceramics	1,811.0	1,852.0	1,873.0	1,347.0	1,352.0	1,497.0	1,477.0	1,351.0	1,230.0	1,526.0	1.9	-15.7
GCA	Graphics/Commercial Art	2,514.0	2,427.0	2,055.0	2,037.0	1,857.0	1,716.0	1,389.0	1,277.0	1,015.0	810.0	-52.8	-67.8
GRA	Graphics	237.0	153.0	102.0	126.0	60.0	111.0	111.0	--	60.0	--	--	--
PHO	Photography	4,422.0	4,612.0	4,340.0	4,352.0	4,658.0	4,261.0	3,768.0	4,080.0	3,912.0	4,455.0	4.6	0.7
PPT	Publication Technology	175.0	250.0	185.0	--	--	--	--	--	--	--	--	--
THE	Theatre	1,690.0	1,357.0	1,450.0	1,533.0	1,634.0	1,572.0	1,354.0	1,181.0	1,210.0	1,285.0	-18.3	-24.0
WOD	Woodworking	225.0	171.0	171.0	90.0	96.0	96.0	99.0	48.0	90.0	45.0	-53.1	-80.0
Subtotal - Commercial & Fine Arts		22,420.0	22,105.0	22,005.0	21,500.0	22,638.0	21,487.0	20,057.0	18,515.0	18,113.0	18,288.0	-14.9	-18.4
HUMANITIES AND LANGUAGE													
ARB	Arabic	--	--	--	--	--	--	--	--	--	144.0	--	--
COM	Communications	1,383.0	1,261.0	1,032.0	753.0	928.0	670.0	462.0	411.0	272.0	--	--	--
ENG	English	51,951.0	57,353.0	62,545.0	65,477.0	66,212.0	65,371.0	63,732.0	57,848.0	53,279.0	47,948.0	-26.7	-7.7
ESL	English Language Institute	407.4	279.9	360.6	390.3	396.9	388.9	434.4	3,723.0	4,692.4	7,217.0	1755.7	1671.5
FRE	French	2,658.0	2,112.0	1,948.0	2,308.0	2,404.0	2,352.0	2,036.0	2,015.0	1,956.0	1,836.0	-21.9	-30.9
FSC	Found Stud./Communic.	656.0	500.0	428.0	--	--	--	--	--	--	--	--	--
FSH	Found Stud./Humanities	3,340.0	3,224.0	3,088.0	2,692.0	2,716.0	2,668.0	2,020.0	1,196.0	1,324.0	1,100.0	-58.8	-67.1
GER	German	868.0	900.0	1,180.0	1,076.0	1,312.0	1,564.0	1,296.0	1,108.0	1,156.0	1,120.0	-28.4	29.0
HUM	Humanities	11,586.0	11,754.0	12,360.0	12,345.0	12,447.0	12,507.0	11,079.0	10,280.0	9,252.0	9,129.0	-27.0	-21.2
ITA	Italian	--	--	--	--	--	--	--	268.0	348.0	436.0	--	--
JPN	Japanese	--	--	--	--	1,072.0	1,112.0	936.0	632.0	812.0	544.0	-51.1	--
JOR	Journalism	394.0	323.0	149.0	165.0	240.0	168.0	138.0	48.0	147.0	57.0	-66.1	-85.5
MUS	Music	3,107.0	2,885.0	3,096.0	2,888.0	2,815.0	2,830.0	2,207.0	2,082.0	2,162.0	2,200.0	-22.3	-29.2
PHI	Philosophy	4,497.0	4,323.0	4,767.0	5,187.0	4,968.0	4,527.0	5,277.0	5,379.0	5,850.0	5,598.0	23.7	24.5

Oakland Community College
Trends in Annual Student Credit Hours by Course Prefix Code
(Academic Year 1987-88 through 1996-97)

Course Prefix	Course Prefix Description	1987-88	1988-89	1989-90	1990-91	1991-92	1992-93	1993-94	1994-95	1995-96	1996-97	Percent Change	
		SCH	SCH	SCH	SCH	SCH	SCH	SCH	SCH	SCH	SCH	SCH	5- Year
SLS	Sign Language Studies	777.0	768.0	654.0	333.0	393.0	417.0	723.0	597.0	585.0	567.0	36.0	-27.0
SPA	Spanish	2,906.0	3,192.0	3,540.0	4,388.0	4,848.0	4,766.0	4,820.0	4,844.0	5,128.0	5,958.0	25.0	105.0
SPE	Speech	5,043.0	5,097.0	5,086.0	5,667.0	6,897.0	6,748.0	6,952.0	6,266.0	5,635.0	5,518.0	-18.2	9.4
Subtotal - Humanities & Language		89,573.4	93,971.9	100,233.6	103,669.3	107,648.9	106,088.9	102,112.4	96,697.0	92,598.4	89,228.0	-15.9	-0.4
MATH AND SCIENCES													
BIO	Biology	16,499.0	17,373.0	19,143.0	20,472.0	23,000.0	24,885.0	26,145.0	25,792.0	22,894.0	20,335.0	-18.3	23.2
CHE	Chemistry	8,040.0	8,064.0	8,944.0	9,778.0	11,416.0	12,008.0	12,168.0	11,292.0	10,570.0	9,400.0	-21.7	16.9
EGR	Pre-Engineering	545.0	626.0	474.0	763.0	742.0	928.0	899.0	895.0	843.0	1,046.0	12.7	91.9
FSN	Found Stud./Nat.Science	572.0	724.0	596.0	464.0	536.0	728.0	512.0	324.0	292.0	268.0	-63.2	-53.1
GSC	General Science	2,896.0	2,919.0	3,475.0	3,547.0	3,387.0	3,844.0	3,804.0	3,404.0	3,252.0	3,080.0	-19.9	6.4
LSC	Life Science	2,812.0	2,844.0	2,900.0	2,928.0	2,960.0	2,700.0	2,508.0	2,136.0	2,316.0	1,904.0	-29.5	-32.3
MAT	Mathematics	62,237.0	66,503.0	67,978.0	72,226.0	76,018.0	76,625.0	72,352.0	66,108.0	64,296.0	62,911.0	-17.9	1.1
PHY	Physics	2,966.0	2,565.0	2,596.0	2,953.0	3,140.0	3,751.0	4,366.0	3,698.0	3,675.0	4,020.0	7.2	35.5
PSC	Physical Science	204.0	88.0	232.0	128.0	180.0	284.0	176.0	192.0	200.0	204.0	-28.2	0.0
Subtotal - Math & Sciences		96,771.0	101,706.0	106,338.0	113,259.0	121,379.0	125,753.0	122,930.0	113,841.0	108,338.0	103,168.0	-18.0	6.6
NON-AUTOMOTIVE TECHNOLOGIES													
AET	Alternative Energy Tech	212.0	216.0	255.0	331.0	172.0	352.0	104.0	--	92.0	--	--	--
ARC	Architectural Tech	693.0	930.0	1,182.0	1,287.0	1,176.0	1,134.0	927.0	816.0	1,093.0	921.0	-18.8	32.9
CHT	Chemistry Tech	--	--	--	--	--	--	--	--	--	--	--	--
ECT	Electronic Microprocessing	712.0	614.0	878.0	1,088.0	1,063.0	989.0	1,009.0	856.0	748.0	656.0	-33.7	-7.9
EEC	Electrical/Electronics Tech	--	--	--	--	1,779.0	1,677.0	1,653.0	1,551.0	1,470.0	1,416.0	-15.6	--
ELT	Electronics Tech	1,368.0	861.0	0.0	1,140.0	438.0	564.0	396.0	324.0	351.0	312.0	-44.7	-77.2
FLT	Aviation Flight Tech	1,154.0	891.0	964.0	1,035.0	1,032.0	923.0	841.0	653.0	495.0	578.0	-37.4	-49.9
LST	Landscape Tech	1,968.0	1,990.0	1,937.0	1,989.0	1,895.0	1,752.0	1,437.0	1,591.0	1,348.0	1,421.0	-18.9	-27.8
TEL	Telecommunications Technology	--	--	--	--	--	--	148.0	--	--	--	--	--
TEP	Plastics Technology	--	--	--	--	--	--	--	--	30.0	--	--	--
TER	Climate Control Tech	2,199.0	1,760.0	1,745.0	1,555.0	1,900.0	1,618.0	1,569.0	1,217.0	852.0	1,063.0	-34.3	-51.7
Subtotal - Non-Automotive Technologies		8,306.0	7,262.0	6,961.0	8,425.0	9,455.0	9,009.0	8,084.0	7,008.0	6,479.0	6,367.0	-29.3	-23.3
PUBLIC SERVICES													
BPI	Business Professional Inst.	--	--	259.5	247.6	189.6	2,080.0	3,352.5	5,687.9	3,320.5	4,503.8	116.5	--
BTC	Business Technology Center	--	--	--	--	--	--	--	--	--	332.1	--	--
CEC	Continuing Education	--	--	--	--	312.2	467.9	636.5	778.2	994.7	1,533.0	227.6	--
CNS	Counseling	1,519.0	1,574.0	1,803.0	1,658.0	1,326.0	1,482.0	1,252.0	1,329.0	1,111.0	980.0	-33.9	-35.5
CRC	Community Recreation	15.5	--	6.0	--	--	--	--	--	--	--	--	--
CSC	Community Service Course	6,932.9	10,099.9	7,683.6	7,975.7	5,944.2	6,238.2	5,714.6	6,233.6	4,065.4	3,744.2	-40.0	-46.0
CWA	Co-Op	--	--	--	--	--	--	--	--	--	--	--	--
ECD	Early Childhood Dev.	892.0	1,014.0	1,154.0	1,452.0	1,490.0	1,612.0	1,612.0	1,798.0	2,222.0	2,320.0	43.9	160.1
FFT	Fire Fighter Technology	--	--	--	--	708.0	780.0	753.0	1,341.0	1,077.0	1,527.0	95.8	--
FST	Food Service	4,863.0	4,599.0	3,927.5	4,212.5	4,082.0	3,851.5	3,952.0	3,621.5	2,904.5	2,990.5	-22.4	-38.5
FTI	Fire Technical Institute	379.5	1,665.5	2,044.4	2,424.0	4,160.3	3,885.5	3,903.8	4,206.1	5,371.2	3,315.9	-14.7	--
IIC	Indiv. Instruction Center	--	404.0	556.0	1,252.0	1,744.0	1,912.0	1,680.0	1,688.0	1,352.0	1,164.0	-39.1	--
ISC	Instructional Sport Camps	262.8	344.5	512.5	432.1	476.9	646.1	594.1	578.8	446.5	--	--	--
KEH	Kind., Elementary, High Sch	2,144.6	1,758.0	401.7	59.0	109.8	16.6	5.0	73.0	195.4	77.2	365.1	-96.4

Oakland Community College
Trends in Annual Student Credit Hours by Course Prefix Code
(Academic Year 1987-88 through 1996-97)

Course Prefix	Course Prefix Description	1987-88	1988-89	1989-90	1990-91	1991-92	1992-93	1993-94	1994-95	1995-96	1996-97	Percent Change	
		SCH	SCH	SCH	SCH	SCH	SCH	SCH	SCH	SCH	SCH	5- Year	10- Year
LIB	Library Tech	115.0	110.0	147.0	264.0	303.0	285.0	293.0	295.0	339.0	301.0	5.6	161.7
MDB	Management Development Busin	--	--	--	--	--	--	--	--	--	29.2	--	--
MTS	Manufacturing Technolglcal Ser	--	--	--	--	--	--	--	--	--	6.2	--	--
PAS	Police Academy Science	1,278.1	2,255.7	1,564.7	1,397.0	1,520.3	1,315.2	1,671.9	1,198.9	1,460.5	2,191.9	66.7	71.5
X.	Pentastar Courses	--	--	--	--	--	--	--	372.8	684.5	6,415.5	--	--
PER	Physical Education	8,585.0	8,982.0	9,489.0	9,999.0	11,005.0	11,187.0	11,249.0	9,845.0	8,262.0	8,573.0	-23.4	-0.1
PLS	Law Enforcement	4,239.0	4,862.0	5,239.0	5,057.0	5,517.0	5,889.0	5,833.0	5,333.0	5,305.0	5,198.0	-11.7	22.6
PPI	Public Professional Inst.	--	--	74.0	114.2	2.6	--	--	--	0.4	2.8	--	--
Subtotal - Public Services		31,226.4	37,668.6	34,861.9	36,544.1	38,890.9	41,648.0	42,502.4	44,379.8	39,111.6	45,205.3	8.5	44.8
SOCIAL SCIENCE													
ANT	Anthropology	1,281.0	1,251.0	1,572.0	1,845.0	2,055.0	1,908.0	1,983.0	1,941.0	1,641.0	1,644.0	-13.8	28.3
DSB	Dir.Study/Behav/Soc.Sci.	216.0	222.0	270.0	297.0	312.0	312.0	303.0	153.0	261.0	294.0	-5.8	36.1
ECO	Economics	13,905.0	14,349.0	14,640.0	14,271.0	13,791.0	13,404.0	12,054.0	11,154.0	10,938.0	10,344.0	-22.8	-25.6
EDU	Education	282.0	177.0	315.0	279.0	255.0	324.0	261.0	105.0	201.0	288.0	-11.1	2.1
FSS	Found Stud./Soc.Science	936.0	912.0	748.0	844.0	940.0	964.0	576.0	224.0	164.0	232.0	-75.9	-75.2
GEO	Geography	234.0	408.0	672.0	555.0	843.0	606.0	495.0	624.0	576.0	606.0	0.0	159.0
GRN	Gerontology	450.0	515.0	357.0	480.0	492.0	640.0	729.0	537.0	480.0	342.0	-46.6	-24.0
HIS	History	17,493.0	12,696.0	13,181.0	12,901.0	14,178.0	13,931.0	11,844.0	10,907.0	10,757.0	11,307.0	-18.8	-35.4
POL	Political Science	19,314.0	19,200.0	19,491.0	20,133.0	21,000.0	19,992.0	18,378.0	16,470.0	15,726.0	15,015.0	-24.9	-22.3
PSY	Psychology	26,178.0	26,580.0	26,985.0	27,776.0	27,801.0	26,772.0	26,471.0	24,015.0	22,102.0	20,573.0	-23.2	-21.4
SOC	Sociology	11,823.0	11,853.0	12,249.0	12,312.0	12,726.0	12,618.0	11,271.0	10,206.0	9,426.0	8,898.0	-29.5	-24.7
SSC	Social Science	6,033.0	5,922.0	6,060.0	5,937.0	5,952.0	4,626.0	3,639.0	3,252.0	2,814.0	2,544.0	-45.0	-57.8
Subtotal - Social Science		98,145.0	94,085.0	96,540.0	97,630.0	100,345.0	96,097.0	88,004.0	79,588.0	75,086.0	72,087.0	-25.0	-26.6
GRAND TOTALS		479,520.8	482,565.5	493,814.5	508,276.4	532,100.3	528,685.9	501,553.3	471,592.8	451,158.5	443,327.3	-16.1	-7.5

**Trends in Annual Duplicated Student Headcount by Course Prefix Code
(Academic Year 1987-88 through 1996-97)**

Course		1987-88	1988-89	1989-90	1990-91	1991-92	1992-93	1993-94	1994-95	1995-96	1996-97
Prefix Description		Students	Students	Students	Students	Students	Students	Students	Students	Students	Students
ALLIED HEALTH											
DEN	Dental Assisting	102	31	27	29	28	30	27	31	27	26
DHY	Dental Hygiene	464	471	471	456	459	473	441	447	446	460
DMS	Diagno. Med Sonography	195	226	211	190	186	201	207	177	181	173
EMT	Emergency Med Tech	241	195	253	314	425	409	454	446	443	463
EXL	Exercise Leadership	168	194	262	352	423	329	357	311	280	260
HCA	Health Care Admin.	176	181	182	185	208	220	187	164	171	157
HEA	Health	682	714	756	992	1,044	1,212	1,285	1,193	1,202	972
HPT	Hospital Pharmacy Tech	97	85	87	87	104	138	153	85	106	68
MDA	Medical Assisting	203	188	169	176	227	295	373	498	457	381
MED	Medical Technology	699	524	517	661	803	903	912	765	615	531
MHA	Mental Health	581	496	523	527	529	518	440	449	432	406
NCT	Noninvasive Cardiovascular	0	0	0	0	121	129	172	84	--	--
NUR	Nursing	1,118	1,292	1,526	1,508	1,914	2,057	1,993	2,376	2,849	2,550
PNE	Practical Nurse Education	1,013	1,037	1,107	1,037	1,103	743	0	0	--	--
RAD	Radiologic Tech	0	0	67	120	134	176	174	176	240	217
RSP	Respiratory Therapy	209	169	153	148	171	233	206	225	177	164
Subtotal - Allied Health		5,948	5,803	6,311	6,782	7,879	8,066	7,381	7,427	7,626	6,828
AUTOMOTIVE TECHNOLOGIES											
ADT	Automobile Drawing	0	19	151	38	177	83	53	65	105	67
APD	Apprentice Drafting	354	283	305	246	196	111	86	105	70	50
APM	Apprentice Mathematics	216	152	122	112	86	83	101	160	155	98
APP	Apprentice Physics	168	141	68	90	94	90	118	160	125	112
APS	Apprentice Shop	42	16	29	9	13	0	18	13	26	51
APT	Apprentice Technical	166	119	67	61	49	58	85	77	123	69
ATA	Automobile Servicing	490	486	447	478	302	475	452	374	338	328
ATF	Fluid Power Tech	221	119	135	149	106	73	109	112	57	86
ATM	Machine Tool Tech	316	351	285	367	294	205	375	340	307	238
ATW	Welding/Fabrication Tech	192	132	143	75	72	168	125	117	128	136
AUT	Automotive Tech	44	29	35	49	14	24	0	0	--	--
CAD	Computer Aided Design	1,081	1,199	1,342	1,468	1,678	1,836	1,922	1,959	2,046	2,205
CIM	Computer Integrated Mfg.	173	102	118	174	137	158	76	40	46	87
DDT	Drafting Design Tech/ DRT	976	991	1,125	1,171	1,119	1,118	938	989	968	940
DRT	Drafting	--	--	--	--	--	--	--	17	24	21
DHE	Diesel/Heavy Equipment	106	71	37	2	0	0	0	0	--	--
ETT	Electrical Trades Tech	927	693	620	446	159	85	41	53	87	57
EPT	Engineering Physical Test	--	--	--	--	--	--	--	--	36	24
IND	Industrial Sciences	101	125	89	132	131	160	164	83	92	77
IPD	Industrial Prod. Design	17	50	36	0	0	11	18	0	--	--
MEC	Mechanical Technology	166	167	162	213	228	265	214	209	205	198
PCT	Plastics Composite Application	0	0	0	0	0	2	4	0	1	--
QAT	Quality Assurance Tech	59	125	184	178	138	150	84	323	136	144
ROB	Robotics Tech	559	327	372	326	304	291	271	272	289	293

TEA	Apprentice Automotive	0	6	3	0	0	0	0	0	--	
TED	Pre-Apprentice Drafting	200	172	211	153	137	93	82	107	105	97
TEM	Pre-Apprentice Math	220	110	155	99	73	70	76	38	33	39
TEO	Operating Engineers	42	26	30	20	84	56	14	0	--	--
TET	Pre-Apprentice Phys. Sci	0	0	0	0	0	0	0	0	--	--
TEW	Pre-Apprentice Welding	93	45	22	45	61	43	0	0	--	--
VBT	Vehicle Body	241	204	214	185	196	218	184	155	166	95
Subtotal - Automotive Technologies		7,170	6,260	6,507	6,286	5,848	5,926	5,610	5,768	5,668	5,512
BUSINESS											
ACC	Accounting	5,935	5,985	5,999	6,001	5,901	5,327	4,527	4,092	4,016	3,641
BIS	Bus Info Sys / OIS / SEC	4,959	4,943	5,121	5,340	3,209	3,487	2,707	2,355	2,072	2,037
BUS	Business Administration	8,821	8,355	8,177	8,220	8,105	7,062	6,484	5,451	5,068	4,813
CIS	Computer Info Sys / DPR	5,981	5,677	5,642	5,607	8,162	8,490	8,381	8,129	8,833	9,347
LGL	Legal Assisting	211	308	289	534	506	500	523	616	492	338
MKT	Marketing	1,211	1,126	1,249	1,092	1,018	782	678	621	631	621
RES	Real Estate	51	0	0	0	0	0	0	0	--	--
RET	Retailing	228	153	214	165	133	128	219	106	68	60
Subtotal - Business		27,397	26,547	26,691	26,959	27,034	25,776	23,519	21,370	21,180	20,857
COMMERCIAL AND FINE ARTS											
ART	Art	3,637	3,645	3,803	3,959	4,275	4,026	3,904	3,499	3,532	3,389
AVM	Audio-Visual Tech	145	116	140	46	52	52	49	27	--	--
CER	Ceramics	598	612	618	448	446	495	490	447	408	506
GCA	Graphics/Commercial Art	838	809	685	679	619	572	463	425	336	270
GRA	Graphics	79	51	34	42	20	37	37	0	20	--
PHO	Photography	1,530	1,636	1,519	1,540	1,630	1,497	1,345	1,449	1,390	1,542
PPT	Publication Technology	51	76	56	0	0	0	0	0	--	--
THE	Theatre	565	447	485	512	547	524	450	394	403	428
WOD	Woodworking	75	57	57	30	32	32	33	16	30	15
Subtotal - Commercial & Fine Arts		7,518	7,449	7,397	7,256	7,621	7,235	6,771	6,257	6,119	6,150
HUMANITIES AND LANGUAGE											
ARB	Arabic										36
COM	Communications	461	420	342	251	305	223	154	137	91	--
ENG	English	16,034	17,645	19,057	19,874	20,111	19,711	19,180	17,483	16,172	14,584
ESL	English Language Institute	186	229	295	315	322	316	352	1,042	1,189	1,823
FRE	French	688	528	497	577	601	588	509	521	525	459
FSC	Found Stud./Communic.	164	125	107	0	0	0	0	0	--	--
FSH	Found Stud./Humanities	835	806	772	673	679	667	505	299	331	275
GER	German	217	225	295	269	328	391	324	277	289	280
HUM	Humanities	3,862	3,918	4,120	4,115	4,149	4,169	3,693	3,426	3,084	3,043
ITA	Italian	--	--	--	--	--	--	--	67	87	109
JPN	Japanese	0	0	0	0	268	278	234	158	203	136
JOR	Journalism	158	129	57	55	80	58	46	16	59	25
MUS	Musio	1,203	1,109	1,192	1,091	1,085	1,108	899	854	842	844
PHI	Philosophy	1,499	1,441	1,589	1,729	1,656	1,509	1,759	1,793	1,950	1,866
SLS	Sign Language Studies	259	256	218	111	131	139	241	199	195	189
SPA	Spanish	739	807	885	1,097	1,212	1,194	1,205	1,221	1,282	1,502

SPE	Speech	1,699	1,705	1,700	1,895	2,296	2,250	2,320	2,088	1,877	1,836
Subtotal - Humanities & Language		28,004	29,343	31,126	32,052	33,223	32,601	31,421	29,581	28,176	26,971
MATH AND SCIENCES											
BIO	Biology	4,337	4,551	5,003	5,350	6,043	6,576	6,902	6,764	6,036	5,330
CHE	Chemistry	2,018	2,024	2,245	2,453	2,869	3,010	3,051	2,830	2,647	2,358
EGR	Pre-Engineering	153	175	143	227	227	281	271	274	258	311
FSN	Found Stud./Nat.Science	143	181	149	116	134	182	128	81	73	67
GSC	General Science	736	732	874	890	852	961	951	851	813	770
LSC	Life Science	703	711	725	732	740	675	627	534	579	476
MAT	Mathematics	16,431	17,514	17,899	19,014	19,959	20,078	18,933	17,220	16,510	16,107
PHY	Physics	667	576	595	671	723	867	1,006	857	844	919
PSC	Physical Science	51	22	58	32	45	71	44	48	50	51
Subtotal - Math & Sciences		25,239	26,486	27,691	29,485	31,592	32,701	31,913	29,459	27,810	26,389
NON-AUTOMOTIVE TECHNOLOGIES											
AET	Alternative Energy Tech	53	54	77	89	43	88	26	0	23	--
ARC	Architectural Tech	231	310	390	420	392	367	309	215	287	246
CHT	Chemistry Tech	0	0	0	0	0	0	0	0	--	--
ECT	Electronic Microprocessing	195	156	221	272	266	248	253	214	187	164
EEC	Electrical/Electronics Tech	0	0	0	0	593	559	551	517	490	472
ELT	Electronics Tech	456	287	0	380	146	198	132	108	117	104
FLT	Aviation Flight Tech	379	293	344	360	355	337	303	218	159	186
LST	Landscape Tech	656	658	641	663	627	584	479	525	444	470
TEL	Telecommunications Tech.	0	0	0	0	0	0	37	0	--	--
TEP	Plastics Technology	--	--	--	--	--	--	--	--	10	--
TER	Climate Control Tech	760	595	591	537	652	458	416	320	230	282
Subtotal - Non-Automotive Technologies		2,730	2,353	2,264	2,721	3,074	2,839	2,506	2,117	1,947	1,924

PUBLIC SERVICES

BPI	Business Professional Inst.	0	0	198	203	198	1,673	1,500	6,129	8,877	5,816
BTC	Business Technology Center										412
CEC	Continuing Education	0	0	0	0	629	972	935	1,290	1,727	1,760
CNS	Counseling	821	787	969	867	678	756	650	690	581	515
CRC	Community Recreation	8	0	5	0	0	0	0	0	--	--
CSC	Community Service Course	7,575	7,798	7,114	7,383	5,542	5,800	4,953	4,903	4,723	4,011
CWA	Co-Op	--	--	--	--	--	--	--	1	--	--
ECD	Early Childhood Dev.	185	215	245	303	308	330	331	369	457	474
FFT	Fire Fighter Technology	0	0	0	0	236	260	251	447	359	509
FST	Food Service	1,942	1,841	1,592	1,740	1,637	1,587	1,679	1,461	1,105	1,242
FTI	Fire Technical Institute	262	1,160	853	1,456	1,418	1,527	1,181	1,190	1,330	1,110
IIC	Indiv. Instruction Center	0	101	139	313	436	478	420	422	338	291
ISC	Instructional Sport Camps	276	289	319	276	289	376	330	330	253	--
KEH	Kind., Elementary, High Sch	1,951	1,576	417	295	360	74	25	129	942	247
LIB	Library Tech	47	48	60	119	143	137	137	144	130	115
MDB	Management Development Busin										172
MTS	Manufacturing Technological Serv										23
X.	Pentastar Courses	--	--	--	--	--	--	--	432	510	9,615
PAS	Police Academy Science	1,299	1,894	1,359	1,396	1,661	1,690	2,517	1,253	1,509	1,859
PER	Physical Education	5,452	5,943	6,163	6,567	7,243	7,535	7,452	6,410	5,577	5,585
PLS	Law Enforcement	1,394	1,559	1,693	1,621	1,781	1,905	1,901	1,734	1,729	1,686
PPI	Public Professional Inst.	0	0	482	246	13	0	0	0	2	6
Subtotal - Public Services		21,212	23,211	21,608	22,785	22,572	25,100	24,262	27,334	30,149	35,448

SOCIAL SCIENCE

ANT	Anthropology	427	417	524	615	685	636	661	647	547	548
DSB	Dir.Study/Behav/Soc.Sci.	144	148	180	198	208	208	202	102	174	196
ECO	Economics	4,635	4,783	4,880	4,757	4,597	4,468	4,018	3,718	3,646	3,448
EDU	Education	94	59	105	93	85	108	87	35	67	96
FSS	Found Stud./Soc.Science	234	228	187	211	235	241	144	56	41	58
GEO	Geography	78	136	224	185	281	202	165	208	192	202
GRN	Gerontology	149	176	119	160	169	221	252	186	164	115
HIS	History	5,180	3,595	3,720	3,643	3,997	3,937	3,330	3,038	3,026	3,181
POL	Political Science	6,438	6,400	6,497	6,711	7,000	6,664	6,126	5,490	5,242	5,005
PSY	Psychology	8,717	8,852	8,981	9,247	9,254	8,910	8,815	8,005	7,362	6,851
SOC	Sociology	3,941	3,951	4,083	4,104	4,242	4,206	3,757	3,402	3,142	2,966
SSC	Social Science	2,011	1,974	2,020	1,979	1,984	1,542	1,213	1,084	938	848
Subtotal - Social Science		32,048	30,719	31,520	31,903	32,737	31,343	28,770	25,971	24,541	23,514

GRAND TOTALS

157,266	158,171	161,115	166,229	171,580	171,587	162,153	155,284	153,216	153,593
---------	---------	---------	---------	---------	---------	---------	---------	---------	---------

Percent Change

5- Year	10- Year
-13.3	-74.5
-2.7	-0.9
-13.9	-11.3
13.2	92.1
-21.0	54.8
-28.6	-10.8
-19.8	42.5
-50.7	-29.9
29.2	87.7
-41.2	-24.0
-21.6	-30.1
--	--
24.0	128.1
--	--
23.3	--
-29.6	-21.5
-15.3	14.8
-19.3	--
-55.0	-85.9
18.1	-54.6
24.4	-33.3
--	21.4
19.0	-58.4
-30.9	-33.1
17.8	-61.1
16.1	-24.7
-19.0	-29.2
--	--
20.1	104.0
-44.9	-49.7
-15.9	-3.7
--	--
--	--
-32.9	-93.9
--	--
-51.9	-23.8
--	--
-25.3	19.3
--	--
-4.0	144.1
0.7	-47.6

--	--
4.3	-51.5
-44.3	-82.3
--	--
--	--
--	--
-56.4	-60.6
<hr/>	<hr/>
-7.0	-23.1

-31.7	-38.7
-41.6	-58.9
-31.8	-45.4
10.1	56.3
-32.4	60.2
-20.6	-48.7
--	--
-53.1	-73.7
<hr/>	<hr/>
-19.1	-23.9

-15.8	-6.8
--	--
2.2	-15.4
-52.8	-67.8
--	--
3.0	0.8
--	--
-18.3	-24.2
-53.1	-80.0
<hr/>	<hr/>
-15.0	-18.2

--	--
--	--
-26.0	-9.0
476.9	880.1
-21.9	-33.3
--	--
-58.8	-67.1
-28.4	29.0
-27.0	-21.2
--	--
-51.1	--
-56.9	-84.2
-23.8	-29.8
23.7	24.5
36.0	-27.0
25.8	103.2

-18.4	8.1
<hr/>	<hr/>
-17.3	-3.7
-18.9	22.9
-21.7	16.8
10.7	103.3
-63.2	-53.1
-19.9	4.6
-29.5	-32.3
-19.8	-2.0
6.0	37.8
-28.2	0.0
<hr/>	<hr/>
-19.3	4.6
--	--
-33.0	6.5
--	--
-33.9	-15.9
-15.6	--
-47.5	-77.2
-44.8	-50.9
-19.5	-28.4
--	--
--	--
0.0	-62.9
<hr/>	<hr/>
-32.2	-29.5

247.6	--
--	--
81.1	--
-31.9	-37.3
--	--
-30.8	-47.0
--	--
43.6	156.2
95.8	--
-21.7	-36.0
-27.3	323.7
-39.1	--
--	--
233.8	-87.3
-16.1	144.7
--	--
--	--
--	--
10.0	43.1
-25.9	2.4
-11.5	20.9
--	--
<hr/>	<hr/>
41.2	67.1
-13.8	28.3
-5.8	36.1
-22.8	-25.6
-11.1	2.1
-75.9	-75.2
0.0	159.0
-48.0	-22.8
-19.2	-38.6
-24.9	-22.3
-23.1	-21.4
-29.5	-24.7
-45.0	-57.8
<hr/>	<hr/>
-25.0	-26.6
-10.5	-2.3

	prefix	students	credits
1		210	201.7
2	ACC	3628	13701.0
3	ADT	126	378.0
4	AET	17	68.0
5	ANT	543	1629.0
6	APD	52	156.0
7	APM	166	480.0
8	APP	128	256.0
9	APT	57	153.0
10	ARB	18	72.0
11	ARC	214	817.0
12	ART	3531	10593.0
13	ATA	305	1220.0
14	ATF	116	348.0
15	ATM	137	431.0
16	ATW	199	597.0
17	BIO	4737	18113.0
18	BIS	2187	4730.0
19	BPI	2061	1633.6
20	BTC	314	288.0
21	BUS	4706	16394.0
22	CAD	2133	7315.0
23	CEC	691	622.6
24	CER	548	1655.0
25	CHE	2095	8330.0
26	CIM	73	292.0
27	CIS	10109	34198.0
28	CNS	557	1046.0
29	COM	2	6.0
30	CSC	2632	2449.5

97/98

AP5=0

	prefix	students	credits
31	DDT	860	2580.0
32	DEN	28	84.0
33	DHY	460	1124.0
34	DMS	181	766.0
35	DRT	14	42.0
36	DSB	200	300.0
37	ECD	441	2190.0
38	ECO	3244	9732.0
39	ECT	172	688.0
40	EDU	90	270.0
41	EEC	433	1299.0
42	EGR	282	925.0
43	ELT	93	279.0
44	EMT	489	1710.0
45	ENG	14663	48022.0
46	EPT	5	15.0
47	ESL	2487	9164.6
48	ETT	79	290.0
49	EXL	297	925.0
50	FFT	176	528.0
51	FLT	101	313.0
52	FRE	448	1792.0
53	FSH	286	1144.0
54	FSN	94	376.0
55	FSS	65	260.0
56	FST	1168	2704.0
57	FTI	732	1757.9
58	GCA	295	883.0
59	GEO	219	657.0
60	GER	273	1092.0

	prefix	students	credits
61	GRN	78	231.0
62	GSC	838	3352.0
63	HCA	157	458.0
64	HEA	779	2337.0
65	HIS	3351	11901.0
66	HPT	93	342.0
67	HUM	2968	8904.0
68	IIC	305	1220.0
69	IND	35	93.0
70	ISC	287	622.8
71	ITA	72	288.0
72	JOR	3	3.0
73	JPN	174	696.0
74	KEH	290	88.4
75	LGL	436	1375.0
76	LIB	110	291.0
77	LSC	494	1976.0
78	LST	437	1321.0
79	MAT	16379	63930.0
80	MDA	345	981.0
81	MDB	72	10.1
82	MEC	183	549.0
83	MED	487	1461.0
84	MHA	390	1914.0
85	MKT	605	1815.0
86	MTS	891	1301.3
87	MUS	906	2386.0
88	NUR	2272	7336.0
89	PAS	2601	2299.0
90	PER	5281	7868.0

	prefix	students	credits
91	PHI	1968	5904.0
92	PHO	1621	4620.0
93	PHY	866	3794.0
94	PLS	1645	5063.0
95	POL	4884	14652.0
96	PSC	54	216.0
97	PSY	6951	20853.0
98	QAT	27	81.0
99	RAD	201	792.0
100	RET	20	60.0
101	ROB	269	1076.0
102	RSP	176	731.0
103	SLS	186	558.0
104	SOC	2930	8790.0
105	SPA	1614	6456.0
106	SPE	1800	5393.0
107	SSC	714	2142.0
108	TED	46	138.0
109	TER	222	828.0
110	THE	497	1487.0
111	VBT	97	562.0
112	WOD	30	90.0
113	XDP	2	1.1

table 3.6

96/97

PREFIX TOTALS_1

ACC	13804.00	
ADT	201.00	
ANT	1644.00	
APD	150.00	
APM	286.00	
APP	224.00	
APS	153.00	
APT	190.00	
ARB	144.00	Arabic
ARC	921.00	
ART	10167.00	
ATA	1312.00	
ATF	258.00	
ATM	714.00	
ATW	408.00	
BIO	20335.00	
BIS	4464.00	
BPI	4503.77	
BTC	332.12	Cell Linda-
BUS	15509.00	
CAD	7449.00	
CEC	1533.03	
CER	1526.00	
CHE	9400.00	
CIM	348.00	
CIS	31398.00	
CNS	980.00	
CSC	3744.22	
DDT	2820.00	
DEN	78.00	
DHY	1124.00	
DMS	731.00	
DRT	63.00	
DSB	294.00	
ECD	2320.00	
ECO	10344.00	
ECT	656.00	
EDU	288.00	
EEC	1416.00	
EGR	1046.00	
ELT	312.00	
EMT	1579.00	
ENG	47948.00	
EPT	72.00	
ESL	7217.00	
ETT	205.00	
EXL	804.00	
FFT	1527.00	
FLT	578.00	
FRE	1836.00	

PREFIX TOTALS_1

Arb - arabic

FSH	1100.00
FSN	268.00
FSS	232.00
FST	2990.50
FTI	3315.88
GCA	810.00
GEO	606.00
GER	1120.00
GRN	342.00
GSC	3080.00
HCA	456.00
HEA	2916.00
HIS	11307.00
HPT	258.00
HUM	9129.00
IIC	1164.00
IND	242.00
ITA	436.00
JOR	57.00
JPN	544.00
KEH	77.20
LGL	975.00
LIB	301.00
LSC	1904.00
LST	1421.00
MAT	62911.00
MDA	1044.00
MDB	29.24
MEC	594.00
MED	1593.00
MHA	2004.00
MKT	1863.00
MTS	6.21
MUS	2200.00
NUR	8431.00
PAS	2191.85
PER	8573.00
PHI	5598.00
PHO	4455.00
PHY	4020.00
PLS	5198.00
POL	15015.00
PPI	2.82
PSC	204.00
PSY	20573.00
QAT	432.00
RAD	846.00
RET	180.00
ROB	1172.00
RSP	656.00

- Contact MDB & MTS - Cheryl Kozell

PREFIX TOTALS_1

SLS	567.00
SOC	8898.00
SPA	5958.00
SPE	5518.00
SSC	2544.00
TED	291.00
TEM	117.00
TER	1063.00
THE	1285.00
VBT	570.00
WOD	45.00
XDP	6136.47
XEX	35.20
XNC	133.38
XNP	5.67
XQU	99.41
XRS	5.34

Number of cases read: 117 Number of cases listed: 117

Community Services

MTS
Manufacturing Technological Services
MDB
Management Development Business

Oakland Community College
Trends in Annual Student Credit Hours by Course Prefix Code
(Academic Year 1988-89 through 1996-97)

Cluster	Course Prefix	Course Prefix Description	1997-98 SCH	1996-97 SCH	1995-96 SCH	1994-95 SCH	1993-94 SCH	1992-93 SCH	1991-92 SCH	1990-91 SCH	1989-90 SCH	1988-89 SCH	5-Year % Change
ALLIED HEALTH													
	DEN	Dental Assisting	84.0	78.0	81.0	93.0	81.0	90.0	84.0	87.0	81.0	93.0	3.7
	DHY	Dental Hygiene	1,124.0	1,124.0	1,091.0	1,097.0	1,079.0	1,157.0	1,127.0	1,111.0	1,156.0	1,149.0	4.2
	DMS	Diagno. Med Sonography	766.0	731.0	769.0	745.0	834.0	863.0	788.0	805.0	897.0	963.0	-8.2
	EMT	Emergency Med Tech	1,710.0	1,579.0	1,388.0	1,443.0	1,484.0	1,412.0	1,443.0	1,111.0	833.0	687.0	15.2
	EXL	Exercise Science & Technology	925.0	804.0	878.0	969.0	1,113.0	1,038.0	1,298.0	1,062.0	817.0	605.0	-16.9
	HCA	Health Care Admin.	458.0	456.0	499.0	478.0	548.0	642.0	614.0	541.0	532.0	531.0	-16.4
	HEA	Health	2,337.0	2,916.0	3,606.0	3,579.0	3,855.0	3,636.0	3,132.0	2,976.0	2,268.0	2,119.0	-39.4
	HPT	Hospital Pharmacy Tech	342.0	258.0	394.0	323.0	586.0	522.0	385.0	337.0	343.0	338.0	-41.6
	MDA	Medical Assisting	981.0	1,044.0	1,295.0	1,359.0	1,029.0	920.0	714.0	527.0	508.0	579.0	-4.7
	MED	Medical Technology	1,461.0	1,593.0	1,845.0	2,295.0	2,736.0	2,709.0	2,477.0	2,138.0	1,825.0	1,875.0	-46.6
	MHA	Mental Health	1,914.0	2,004.0	2,132.0	2,202.0	2,182.0	2,544.0	2,556.0	2,540.0	2,516.0	2,370.0	-12.3
	NCT	Noninvasive Cardiovascular	0.0	--	--	319.0	549.0	420.0	323.0	0.0	0.0	0.0	-100.0
	NUR	Nursing	7,336.0	8,431.0	9,068.5	7,583.0	6,444.5	6,673.0	5,898.5	4,805.0	5,231.0	5,607.0	13.8
	PNE	Practical Nurse Education	0.0	--	--	0.0	0.0	2,962.0	4,333.0	4,062.0	4,336.0	4,097.0	0.0
	RAD	Radiologic Tech	792.0	846.0	935.0	666.0	630.0	620.0	511.0	454.0	258.0	0.0	25.7
	RSP	Respiratory Therapy	731.0	656.0	739.0	920.0	813.0	923.0	676.0	586.0	619.0	684.0	-10.1
	Subtotal - Allied Health		20,961.0	22,520.0	24,720.5	24,071.0	23,963.5	27,131.0	26,359.5	23,142.0	22,220.0	21,697.0	-12.5
AUTOMOTIVE TECHNOLOGIES													
	ADT	Automobile Drawing	378.0	201.0	315.0	195.0	159.0	249.0	531.0	114.0	453.0	57.0	137.7
	APD	Apprentice Drafting	156.0	150.0	210.0	315.0	258.0	333.0	588.0	738.0	915.0	849.0	-39.5
	APM	Apprentice Mathematics	480.0	286.0	452.0	458.0	303.0	249.0	246.0	327.0	356.0	435.0	58.4
	APP	Apprentice Physics	256.0	224.0	250.0	320.0	236.0	180.0	188.0	180.0	136.0	282.0	8.5
	APS	Apprentice Shop	0.0	153.0	78.0	39.0	54.0	0.0	39.0	27.0	87.0	48.0	-100.0
	APT	Apprentice Technical	153.0	190.0	320.0	217.0	221.0	142.0	147.0	164.0	151.0	327.0	-30.8
	ATA	Automobile Servicing	1,220.0	1,312.0	1,352.0	1,496.0	1,808.0	1,900.0	1,208.0	1,912.0	1,788.0	1,944.0	-32.5
	ATF	Fluid Power Tech	348.0	258.0	171.0	336.0	327.0	219.0	318.0	447.0	405.0	357.0	6.4
	ATM	Machine Tool Tech	431.0	714.0	921.0	1,020.0	1,125.0	615.0	882.0	1,117.0	855.0	1,053.0	-61.7
	ATW	Welding/Fabrication Tech	597.0	408.0	384.0	351.0	375.0	504.0	216.0	225.0	429.0	396.0	59.2
	AUT	Automotive Tech	0.0	--	--	0.0	0.0	96.0	56.0	196.0	140.0	116.0	0.0
	CAD	Computer Aided Design	7,315.0	7,449.0	6,811.0	6,520.0	6,409.0	5,828.0	5,227.0	4,489.0	4,071.0	3,627.0	14.1
	CIM	Computer Integrated Mfg.	292.0	348.0	184.0	160.0	304.0	632.0	548.0	696.0	472.0	408.0	-3.9
	DDT	Drafting Design Tech/ DRT	2,580.0	2,820.0	2,904.0	2,967.0	2,814.0	3,354.0	3,357.0	3,513.0	3,375.0	2,973.0	-8.3
	DHE	Diesel/Heavy Equipment	0.0	--	--	0.0	0.0	0.0	0.0	8.0	164.0	292.0	0.0
	DRT	Drafting	42.0	63.0	72.0	51.0	--	--	--	--	--	--	0.0
	EPT	Engineering Physical Test	15.0	72.0	108.0	--	--	--	--	--	--	--	0.0
	ETT	Electrical Trades Tech	290.0	205.0	320.0	181.0	145.0	305.0	494.0	1,271.0	1,759.0	1,944.0	100.0
	IND	Industrial Sciences	93.0	242.0	364.0	256.0	524.0	565.0	406.0	323.0	254.0	363.0	-82.3
	IPD	Industrial Prod. Design	0.0	--	--	0.0	54.0	33.0	0.0	0.0	108.0	150.0	-100.0
	MEC	Mechanical Technology	549.0	594.0	615.0	627.0	642.0	795.0	684.0	639.0	486.0	501.0	-14.5
	PCT	Plastics Composite Application	0.0	--	3.0	0.0	12.0	6.0	0.0	0.0	0.0	0.0	-100.0

Oakland Community College
Trends in Annual Student Credit Hours by Course Prefix Code
(Academic Year 1988-89 through 1996-97)

Cluster	Course Prefix	Course Prefix Description	1997-98 SCH	1996-97 SCH	1995-96 SCH	1994-95 SCH	1993-94 SCH	1992-93 SCH	1991-92 SCH	1990-91 SCH	1989-90 SCH	1988-89 SCH	5-Year % Change
	QAT	Quality Assurance Tech	81.0	432.0	408.0	996.0	264.0	441.0	427.0	536.0	581.0	375.0	-69.3
	ROB	Robotics Tech	1,076.0	1,172.0	1,156.0	1,088.0	1,084.0	1,164.0	1,216.0	1,304.0	1,482.0	1,292.0	-0.7
	TEA	Apprentice Automotive	0.0	--	--	0.0	0.0	0.0	0.0	0.0	9.0	18.0	0.0
	TED	Pre-Apprentice Drafting	138.0	291.0	315.0	321.0	246.0	279.0	411.0	459.0	633.0	516.0	-43.9
	TEM	Pre-Apprentice Math	0.0	117.0	99.0	114.0	228.0	210.0	219.0	297.0	465.0	330.0	-100.0
	TEO	Operating Engineers	0.0	--	--	0.0	42.0	168.0	252.0	60.0	90.0	78.0	-100.0
	TET	Pre-Apprentice Phys. Sci	0.0	--	--	0.0	0.0	0.0	0.0	0.0	0.0	0.0	0.0
	TEW	Pre-Apprentice Welding	0.0	--	--	0.0	0.0	129.0	183.0	135.0	66.0	135.0	0.0
	VBT	Vehicle Body	562.0	570.0	978.0	902.0	1,072.0	1,268.0	1,154.0	1,094.0	1,256.0	1,212.0	-47.6
Subtotal - Automotive Technologies			17,052.0	18,271.0	18,790.0	18,930.0	18,706.0	19,664.0	18,997.0	20,271.0	20,986.0	20,078.0	-8.8
BUSINESS													
	ACC	Accounting	13,701.0	13,804.0	15,297.0	15,478.0	17,128.0	20,135.0	22,526.0	22,884.0	22,869.0	22,767.0	-20.0
	BIS	Bus Info Sys / OIS / SEC	4,730.0	4,464.0	4,602.0	5,271.0	6,074.0	7,404.0	6,942.0	8,952.0	9,042.0	9,204.0	-22.1
	BUS	Business Administration	16,394.0	15,509.0	15,204.0	16,353.0	19,452.0	21,186.0	23,545.0	24,660.0	24,531.0	25,065.0	-15.7
	CIS	Computer Info Sys / DPR	34,198.0	31,398.0	29,326.0	27,380.0	28,230.0	28,804.0	28,336.0	21,974.0	21,965.0	22,200.0	21.1
	LGL	Legal Assisting	1,375.0	975.0	1,396.0	1,900.0	1,619.0	1,549.0	1,585.0	1,595.0	873.0	919.0	-15.1
	MKT	Marketing	1,815.0	1,863.0	1,893.0	1,863.0	2,034.0	2,346.0	3,054.0	3,276.0	3,747.0	3,378.0	-10.8
	RES	Real Estate	0.0	--	--	0.0	0.0	0.0	0.0	0.0	0.0	0.0	0.0
	RET	Retailing	60.0	180.0	204.0	318.0	657.0	384.0	399.0	495.0	642.0	459.0	-90.9
Subtotal - Business			72,273.0	68,193.0	67,922.0	68,563.0	75,194.0	81,808.0	86,387.0	83,836.0	83,669.0	83,992.0	-3.9
COMMERCIAL AND FINE ARTS													
	ART	Art	10,593.0	10,167.0	10,596.0	10,497.0	11,712.0	12,078.0	12,825.0	11,877.0	11,409.0	10,935.0	-9.6
	AVM	Audio-Visual Tech	0.0	--	--	81.0	147.0	156.0	156.0	138.0	420.0	348.0	-100.0
	CER	Ceramics	1,655.0	1,526.0	1,230.0	1,351.0	1,477.0	1,497.0	1,352.0	1,347.0	1,873.0	1,852.0	12.1
	GCA	Graphics/Commercial Art	883.0	810.0	1,015.0	1,277.0	1,389.0	1,716.0	1,857.0	2,037.0	2,055.0	2,427.0	-36.4
	GRA	Graphics	0.0	--	60.0	0.0	111.0	111.0	60.0	126.0	102.0	153.0	-100.0
	PHO	Photography	4,620.0	4,455.0	3,912.0	4,080.0	3,768.0	4,261.0	4,658.0	4,352.0	4,340.0	4,612.0	22.6
	PPT	Publication Technology	0.0	--	--	0.0	0.0	0.0	0.0	0.0	185.0	250.0	0.0
	THE	Theatre	1,487.0	1,285.0	1,210.0	1,181.0	1,354.0	1,572.0	1,634.0	1,533.0	1,450.0	1,357.0	9.8
	WOD	Woodworking	90.0	45.0	90.0	48.0	99.0	96.0	96.0	90.0	171.0	171.0	-9.1
Subtotal - Commercial & Fine Arts			19,328.0	18,288.0	18,113.0	18,515.0	20,057.0	21,487.0	22,638.0	21,500.0	22,005.0	22,105.0	-3.6
HUMANITIES AND LANGUAGE													
	ARB	Arabic	72.0	144.0	0.0	0.0	0.0	0.0	0.0	0.0	0.0	0.0	0.0
	COM	Communications	6.0	--	272.0	411.0	462.0	670.0	928.0	753.0	1,032.0	1,261.0	-98.7
	ENG	English	48,022.0	47,948.0	53,279.0	57,848.0	63,732.0	65,371.0	66,212.0	65,477.0	62,545.0	57,353.0	-24.7
	ESL	English Language Institute	9,164.6	7,217.0	4,692.4	3,723.0	434.4	388.9	396.9	390.3	360.6	279.9	2009.7
	FRE	French	1,792.0	1,836.0	1,956.0	2,015.0	2,036.0	2,352.0	2,404.0	2,308.0	1,948.0	2,112.0	-12.0
	FSC	Found Stud./Communic.	0.0	0.0	--	0.0	0.0	0.0	0.0	0.0	428.0	500.0	0.0
	FSH	Found Stud./Humanities	1,144.0	1,100.0	1,324.0	1,196.0	2,020.0	2,668.0	2,716.0	2,692.0	3,088.0	3,224.0	-43.4
	GER	German	1,092.0	1,120.0	1,156.0	1,108.0	1,296.0	1,564.0	1,312.0	1,076.0	1,180.0	900.0	-15.7

Oakland Community College
Trends in Annual Student Credit Hours by Course Prefix Code
(Academic Year 1988-89 through 1996-97)

Cluster	Course Prefix	Course Prefix Description	1997-98 SCH	1996-97 SCH	1995-96 SCH	1994-95 SCH	1993-94 SCH	1992-93 SCH	1991-92 SCH	1990-91 SCH	1989-90 SCH	1988-89 SCH	5-Year % Change
	HUM	Humanities	8,904.0	9,129.0	9,252.0	10,280.0	11,079.0	12,507.0	12,447.0	12,345.0	12,360.0	11,754.0	-19.6
	ITA	Italian	288.0	436.0	348.0	268.0	--	--	--	--	--	--	0.0
	JOR	Journalism	3.0	57.0	147.0	48.0	138.0	168.0	240.0	165.0	149.0	323.0	-97.8
	JPN	Japanese	696.0	544.0	812.0	632.0	936.0	1,112.0	1,072.0	0.0	0.0	0.0	-25.6
	MUS	Music	2,386.0	2,200.0	2,162.0	2,082.0	2,207.0	2,830.0	2,815.0	2,888.0	3,096.0	2,885.0	8.1
	PHI	Philosophy	5,904.0	5,598.0	5,850.0	5,379.0	5,277.0	4,527.0	4,968.0	5,187.0	4,767.0	4,323.0	11.9
	SLS	Sign Language Studies	558.0	567.0	585.0	597.0	723.0	417.0	393.0	333.0	654.0	768.0	-22.8
	SPA	Spanish	6,456.0	5,958.0	5,128.0	4,844.0	4,820.0	4,766.0	4,848.0	4,388.0	3,540.0	3,192.0	33.9
	SPE	Speech	5,393.0	5,518.0	5,635.0	6,266.0	6,952.0	6,748.0	6,897.0	5,667.0	5,086.0	5,097.0	-22.4
Subtotal - Humanities & Language			91,808.6	89,228.0	92,598.4	96,697.0	102,112.4	106,088.9	107,648.9	103,669.3	100,233.6	93,971.9	-10.1
MATH AND SCIENCES													
	BIO	Biology	18,113.0	20,335.0	22,894.0	25,792.0	26,145.0	24,885.0	23,000.0	20,472.0	19,143.0	17,373.0	-30.7
	CHE	Chemistry	8,330.0	9,400.0	10,570.0	11,292.0	12,168.0	12,008.0	11,416.0	9,778.0	8,944.0	8,064.0	-31.5
	EGR	Pre-Engineering	925.0	1,046.0	843.0	895.0	899.0	928.0	742.0	763.0	474.0	626.0	2.9
	FSN	Found Stud./Nat.Science	376.0	268.0	292.0	324.0	512.0	728.0	536.0	464.0	596.0	724.0	-26.6
	GSC	General Science	3,352.0	3,080.0	3,252.0	3,404.0	3,804.0	3,844.0	3,387.0	3,547.0	3,475.0	2,919.0	-11.9
	LSC	Life Science	1,976.0	1,904.0	2,316.0	2,136.0	2,508.0	2,700.0	2,960.0	2,928.0	2,900.0	2,844.0	-21.2
	MAT	Mathematics	63,930.0	62,911.0	64,296.0	66,108.0	72,352.0	76,625.0	76,018.0	72,226.0	67,978.0	66,503.0	-11.6
	PHY	Physics	3,794.0	4,020.0	3,675.0	3,698.0	4,366.0	3,751.0	3,140.0	2,953.0	2,596.0	2,565.0	-13.1
	PSC	Physical Science	216.0	204.0	200.0	192.0	176.0	284.0	180.0	128.0	232.0	88.0	22.7
Subtotal - Math & Sciences			101,012.0	103,168.0	108,338.0	113,841.0	122,930.0	125,753.0	121,379.0	113,259.0	106,338.0	101,706.0	-17.8
NON-AUTOMOTIVE TECHNOLOGIES													
	AET	Alternative Energy Tech	68.0	--	92.0	0.0	104.0	352.0	172.0	331.0	255.0	216.0	-34.6
	ARC	Architectural Tech	817.0	921.0	1,093.0	816.0	927.0	1,134.0	1,176.0	1,287.0	1,182.0	930.0	-11.9
	CHT	Chemistry Tech	0.0	--	--	0.0	0.0	0.0	0.0	0.0	0.0	0.0	0.0
	ECT	Electronic Microprocessing	688.0	656.0	748.0	856.0	1,009.0	989.0	1,063.0	1,088.0	878.0	614.0	-31.8
	EEC	Electrical/Electronics Tech	1,299.0	1,416.0	1,470.0	1,551.0	1,653.0	1,677.0	1,779.0	0.0	0.0	0.0	-21.4
	ELT	Electronics Tech	279.0	312.0	351.0	324.0	396.0	564.0	438.0	1,140.0	0.0	861.0	-29.5
	FLT	Aviation Flight Tech	313.0	578.0	495.0	653.0	841.0	923.0	1,032.0	1,035.0	964.0	891.0	-62.8
	LST	Landscape Tech	1,321.0	1,421.0	1,348.0	1,591.0	1,437.0	1,752.0	1,895.0	1,989.0	1,937.0	1,990.0	-8.1
	TEL	Telecommunications Technology	0.0	--	--	0.0	148.0	0.0	0.0	0.0	0.0	0.0	-100.0
	TEP	Plastics Technology	0.0	--	30.0	--	--	--	--	--	--	--	0.0
	TER	Climate Control Tech	828.0	1,063.0	852.0	1,217.0	1,569.0	1,618.0	1,900.0	1,555.0	1,745.0	1,760.0	-47.2
Subtotal - Non-Automotive Technologies			5,613.0	6,367.0	6,479.0	7,008.0	8,084.0	9,009.0	9,455.0	8,425.0	6,961.0	7,262.0	-30.6
PUBLIC SERVICES													
	BPI	Business Professional Inst.	1,633.6	4,503.8	3,320.5	5,687.9	3,352.5	2,080.0	189.6	247.6	259.5	0.0	-51.3
	BTC	Business Technology Center	288.0	332.1	0.0	0.0	0.0	0.0	0.0	0.0	0.0	0.0	0.0
	CEC	Continuing Education	622.6	1,533.0	994.7	778.2	636.5	467.9	312.2	0.0	0.0	0.0	-2.2
	CNS	Counseling	1,046.0	980.0	1,111.0	1,329.0	1,252.0	1,482.0	1,326.0	1,658.0	1,803.0	1,574.0	-16.5
	CRC	Community Recreation	0.0	--	--	0.0	0.0	0.0	0.0	0.0	6.0	0.0	0.0

Oakland Community College
Trends in Annual Student Credit Hours by Course Prefix Code
(Academic Year 1988-89 through 1996-97)

Cluster	Course Prefix	Course Prefix Description	1997-98 SCH	1996-97 SCH	1995-96 SCH	1994-95 SCH	1993-94 SCH	1992-93 SCH	1991-92 SCH	1990-91 SCH	1989-90 SCH	1988-89 SCH	5-Year % Change
	CSC	Community Service Course	2,449.5	3,744.2	4,065.4	6,233.6	5,714.6	6,238.2	5,944.2	7,975.7	7,683.6	10,099.9	-57.1
	CWA	Co-Op	0.0	--	--	0.0	--	--	--	--	--	--	0.0
	ECD	Early Childhood Dev.	2,190.0	2,320.0	2,222.0	1,798.0	1,612.0	1,612.0	1,490.0	1,452.0	1,154.0	1,014.0	35.9
	FFT	Fire Fighter Technology	528.0	1,527.0	1,077.0	1,341.0	753.0	780.0	708.0	0.0	0.0	0.0	-29.9
	FST	Food Service	2,704.0	2,990.5	2,904.5	3,621.5	3,952.0	3,851.5	4,082.0	4,212.5	3,927.5	4,599.0	-31.6
	FTI	Fire Technical Institute	1,757.9	3,315.9	5,371.2	4,206.1	3,903.8	3,885.5	4,160.3	2,424.0	2,044.4	1,665.5	-55.0
	IIC	Indiv. Instruction Center	1,220.0	1,164.0	1,352.0	1,688.0	1,680.0	1,912.0	1,744.0	1,252.0	556.0	404.0	-27.4
	ISC	Instructional Sport Camps	622.8	--	446.5	578.8	594.1	646.1	476.9	432.1	512.5	344.5	4.8
	KEH	Kind., Elementary, High Sch	88.4	77.2	195.4	73.0	5.0	16.6	109.8	59.0	401.7	1,758.0	1668.0
	LIB	Library Tech	291.0	301.0	339.0	295.0	293.0	285.0	303.0	264.0	147.0	110.0	-0.7
	MDB	Management Development Busin	10.1	29.2	0.0	0.0	0.0	0.0	0.0	0.0	0.0	0.0	0.0
	MTS	Manufacturing Technolgical Ser	1,301.3	6.2	0.0	0.0	0.0	0.0	0.0	0.0	0.0	0.0	0.0
	PAS	Police Academy Science	2,299.0	2,191.9	1,460.5	1,198.9	1,671.9	1,315.2	1,520.3	1,397.0	1,564.7	2,255.7	37.5
	PER	Physical Education	7,868.0	8,573.0	8,262.0	9,845.0	11,249.0	11,187.0	11,005.0	9,999.0	9,489.0	8,982.0	-30.1
	PLS	Law Enforcement	5,063.0	5,198.0	5,305.0	5,333.0	5,833.0	5,889.0	5,517.0	5,057.0	5,239.0	4,862.0	-13.2
	PPI	Public Professional Inst.	0.0	2.8	0.4	0.0	0.0	0.0	2.6	114.2	74.0	0.0	0.0
	X..	Pentastar Courses	1.1	6,415.5	684.5	372.8	--	--	--	--	--	--	0.0
Subtotal - Public Services			31,984.3	45,205.3	39,111.6	44,379.8	42,502.4	41,648.0	38,890.9	36,544.1	34,861.9	37,668.6	-24.7
SOCIAL SCIENCE													
	ANT	Anthropology	1,629.0	1,644.0	1,641.0	1,941.0	1,983.0	1,908.0	2,055.0	1,845.0	1,572.0	1,251.0	-17.9
	DSB	Dir.Study/Behav/Soc.Sci.	300.0	294.0	261.0	153.0	303.0	312.0	312.0	297.0	270.0	222.0	-1.0
	ECO	Economics	9,732.0	10,344.0	10,938.0	11,154.0	12,054.0	13,404.0	13,791.0	14,271.0	14,640.0	14,349.0	-19.3
	EDU	Education	270.0	288.0	201.0	105.0	261.0	324.0	255.0	279.0	315.0	177.0	3.4
	FSS	Found Stud./Soc.Science	260.0	232.0	164.0	224.0	576.0	964.0	940.0	844.0	748.0	912.0	-54.9
	GEO	Geography	657.0	606.0	576.0	624.0	495.0	606.0	843.0	555.0	672.0	408.0	32.7
	GRN	Gerontology	231.0	342.0	480.0	537.0	729.0	640.0	492.0	480.0	357.0	515.0	-68.3
	HIS	History	11,901.0	11,307.0	10,757.0	10,907.0	11,844.0	13,931.0	14,178.0	12,901.0	13,181.0	12,696.0	0.5
	POL	Political Science	14,652.0	15,015.0	15,726.0	16,470.0	18,378.0	19,992.0	21,000.0	20,133.0	19,491.0	19,200.0	-20.3
	PSY	Psychology	20,853.0	20,573.0	22,102.0	24,015.0	26,471.0	26,772.0	27,801.0	27,776.0	26,985.0	26,580.0	-21.2
	SOC	Sociology	8,790.0	8,898.0	9,426.0	10,206.0	11,271.0	12,618.0	12,726.0	12,312.0	12,249.0	11,853.0	-22.0
	SSC	Social Science	2,142.0	2,544.0	2,814.0	3,252.0	3,639.0	4,626.0	5,952.0	5,937.0	6,060.0	5,922.0	-41.1
Subtotal - Social Science			71,417.0	72,087.0	75,086.0	79,588.0	88,004.0	96,097.0	100,345.0	97,630.0	96,540.0	94,085.0	-18.8
GRAND TOTALS			431,448.9	443,327.3	451,158.5	471,592.8	501,553.3	528,685.9	532,100.3	508,276.4	493,814.5	482,565.5	-14.0

Oakland Community College Former Course Prefix Codes

Former Prefix	Current Prefix	Description
OIS, SEC	BIS	Business Information Systems
DPR	CIS	Computer Information Systems
DRT	DDT	Drafting Design Technology
ELI	ESL	English as a Second Language