

# High School Connection!

Presented by:  
Eileen Brennan  
Ghausia Ali  
Office of Institutional Research  
Oakland Community College

Introduce myself and EB. We are here to present the results of HS Connection Study formerly known as the High School Penetration Study.

## [ Study History ]

- OCC has collected data regarding Oakland County high school graduates since the 1980's.
- The purpose of the study is to monitor the extent to which OCC serves Oakland County residents, and those of traditional college age in particular.

## [ Methodology ]

- Each Fall, IR staff contact all Oakland County high schools to verify the number of graduates from the previous Spring.
- Additionally, IR staff evaluates the number of high school graduates entering OCC.
- Data Validity issues have caused IR to reevaluate the process; collection of data from high schools, and selection criteria for entering high school graduates.

## [ Oakland County High Schools ]

- We collected data on high school graduates from a total sample of eighty-three (83) schools.
- Thirty-eight (38) of these schools are private or chartered.
- Forty-five (45) are public.

We collected data from a total of 83 schools in Oakland County; 38 private; 45 public.

→ Separate Attach Ed.

Formal Program Ed.

→ Follow up w/ Alternative Ed Programs

~~Need the #'s.~~

(\*)

- Need #'s for Alternative Ed students. → sub-study.

- # of Alt. Ed Program grads.

## [ High School Graduates ]

- 14,742 students graduated from these schools during the Spring of 2005.
- 1,877 students (17 and 18 years old) entered into OCC in the Fall 2005 term.

A total of 14,742 students graduated from these schools in during the Spring 2005.

1,877 students (17 and 18 year olds) from these schools entered OCC in the Fall 2005 term.

## [ Latest Results for 2005 ]

- Schools with the largest number of graduates:

- Clarkston – 506
- Lake Orion – 466
- West Bloomfield – 462
- Athens (Troy) – 455
- Troy - 450

} Northern  
Oakland  
County

a split  
in  
schools

Clarkston had the highest number of graduates in 2005, with Troy rounding out the top five.

**[ Latest Results for 2005 (con't) ]**

■ Schools with the largest number of students (17-18 years olds identifying school) entering OCC:

- Milford – 88
- Walled Lake Western – 87
- Clarkston – 83
- Waterford Kettering – 80
- Waterford Mott - 76

} Western

} Northern

*Robert  
Western  
Part of  
State*

*Part of  
Western*

Milford had the highest number of students enter OCC in the Fall of 2005.

- Carlisle

↳ Novi(?) → Robert.

Top 5 → Novi.

## [ Latest Results for 2005 (con't) ]

- Schools with the Highest Connection Rate:
  - Franklin Road Christian – 45.0%
  - Waterford Kettering – 28.8%
  - Walled Lake Western – 22.8%
  - Lakeland – 22.0%
  - Rochester Hills Christian School – 21.4%

Small Private

Small Private

Graduates

Entering OCC

The number represents the number of graduates entering OCC in the Fall 2005.

Franklin had the highest number of graduates entering OCC.

Notice that Franklin Road Christian and Rochester Hills Christian are both small private schools, while the other three are large public schools.



## [ Five Year Percent Change ]

LWC  
SWJ

- Greatest increase in the number of public high school graduates:
  - Lamphere – 49.1%
  - Avondale – 40.1%
  - Lake Orion – 22.6%
  - Southfield/Lathrup – 20.5%
  - Farmington – 12.1%

⊗ D's in enrollment trends  
Rochester - adding Stoney Creek  
Walled Lake - Walled Lake North

The numbers represent the percent change from 2000 to 2005.

Of note: Some schools districts have had changes in enrollment trends due to the split additions of new schools to pre-existing districts: For example: Rochester and Stoney Creek; Walled Lake and Walled Lake Northern.

Such enrollment trends may affect the five year percent change.

## [ Five Year Percent Change (con't) ]

- Greatest increase in the number of students that entered OCC:
  - Madison – 75.0%
  - Lahser – 57.1%
  - Groves – 57.1%
  - Andover – 55.6%
  - Waterford Kettering – 50.9%

*Mention 5 year numbers*

In 2000 Madison had 12 student entering OCC. In 2005, 21 students entered OCC.

Lahser: In 2000, 21 and in 2005 33

Groves: In 2000, 21, and in 2005, 33.

Andover: In 2000, 9, and in 2005, 14.

In 2000, Waterford Kettering had 53 students enter OCC, and 83 in 2005.

FORMULA FOR FIVE YEAR PERCENT CHANGE:

(Current year (2005)/ previous year (2000) – 1

## [ Five Year Percent Change (con't) ]

- Greatest increase in connection rate from public high schools: (Entry OCC) # of ~~graduates~~ <sup>entry</sup> OCC.

- ✓ ○ Waterford Kettering – 12.1%
- Madison – 8.2%
- ✓ ○ Walled Lake Western – 4.9%
- Lahser – 4.3%
- Groves – 3.8%

Waterford Kettering: In 2000, 16.7, in 2005 28.8.

Madison: In 2000, 12.0, in 2005, 20.2.

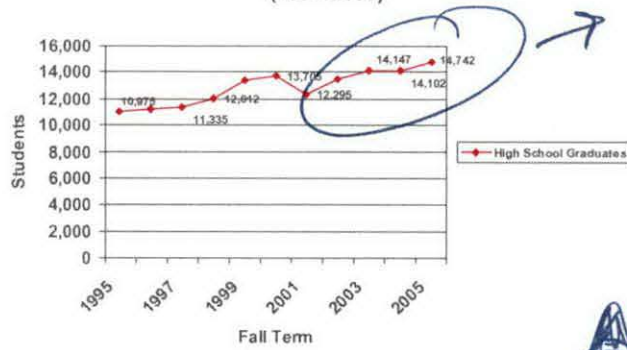
Walled Lake Western: In 2000, 17.9, in 2005 22.8.

Lahser: In 2000, 9.5, in 2005 13.8.

Groves: In 2000, 7.2, in 2005 11.0.

# Ten Year Trend in High School Graduates

Oakland Community College 2005 High School Connection Report Trend in High School Graduates (1995-2005)

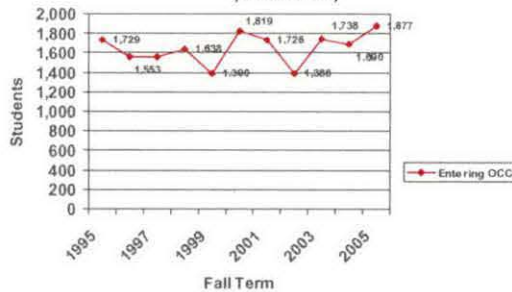


Numbers signify graduates for specified Fall term.

Notice the increase in graduates from 1995 to 2005.

# Ten Year Trend in High School Graduates Entering OCC

Oakland Community College  
2005 High School Connection Report Trend in High School Graduates Entering OCC (1995-2005)



Numbers signify students entering OCC in specified Fall term.

Increase from 1995 to 2005.

*Cheyne Paul*

Projections for future needs.  
(Robert).

SEUCOG  
by population  
age range

out of District areas

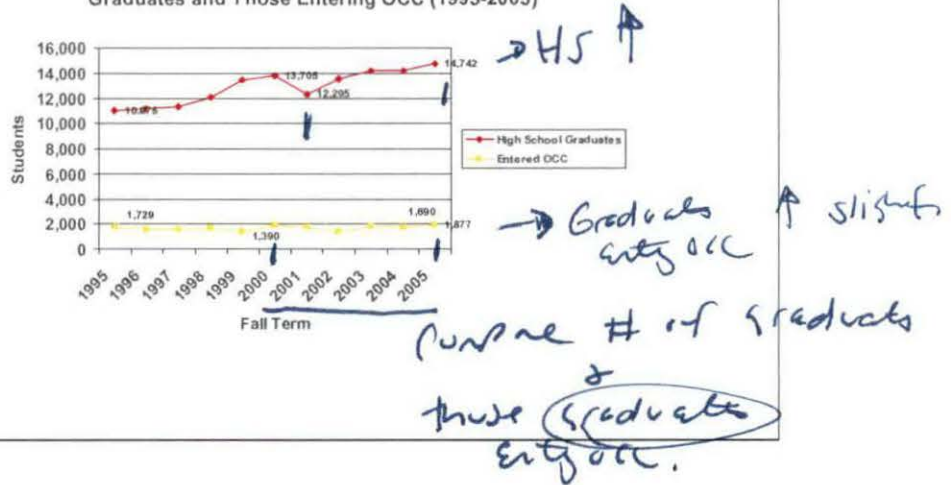
- Canton
- Livonia
- Northville.

(Robert)  
Robert. (C) coming to OCC

Fall 2005 +  
Fall 2006.

## Comparison in High School Graduates and those Entering OCC

Oakland Community College 2005 High School Connection Report Comparison Between High School Graduates and Those Entering OCC (1995-2005)

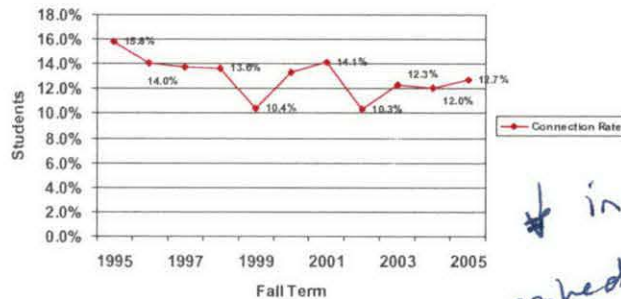


Numbers signify a ten year comparison between the number of graduates and those graduates entering OCC.

The red line signifies the high school graduates. There has been a steady increase from 2001 to 2005 compared to the line indicating students entering OCC, there has been a slight increase from 2001 to 2005.

# [ Ten Year Trend in Connection Rate ]

Oakland Community College 2005 High School  
Connection Report Trend in Connection Rate  
(1995-2005)



*↓ in 2005  
spiked in 10 yrs.*

Numbers signify connection rate for specified Fall term.

The connection rate has spiked up and down from 1995 to 2005, with a decrease of 3.1% from 1995.

In 1995: 15.8 and in 2005: 12.7

*Recruitment efforts in the 90's*

Factors in being HC => security (no research @ HC)

**Comments**

- Is the data useful?
- Need further data
- Suggestions for future studies

Robert  
- Cathy  
@ Junior  
High School

Any comments regarding data, suggestions on how to use the data, and suggestions for future studies using this data. What does the college like to see.

Factors & Key Elements

Financial Aid  
4 year course -

ACRO

↳ national  
information  
on his  
products  
going on in  
outlets

Helpful for on-site  
recruiting.

Pertain rec

Data - Collectors SUGGESTIONS

- All terms (to see if may a driver) (Stephanie)  
to see if student a study. -



Data Collection

to see if put me emphasis - effort

Need for Further Data

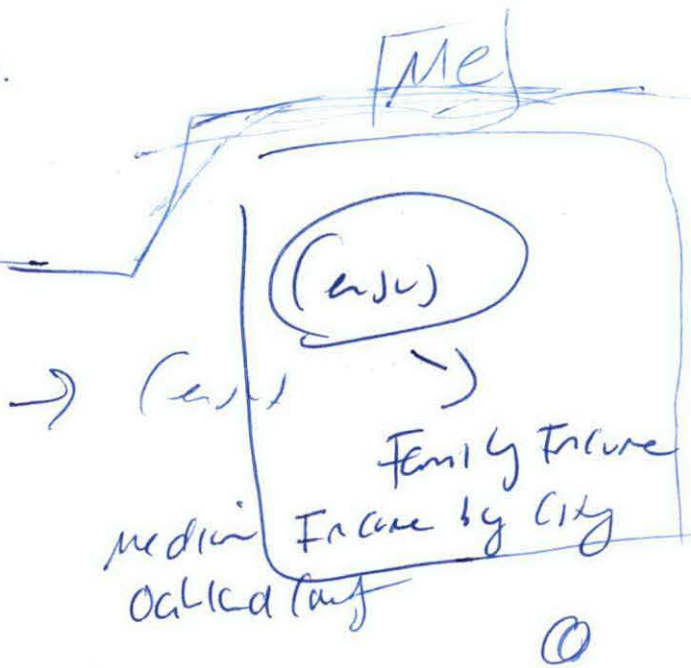
- Graduate network notes
- Detailed survey of student (graduates) family. (National Report)
- Dually enrolled students - ~~need~~ ID

Ⓛ

~~Michigan~~

- Detroit Public High Schools.

Income Data by region  
 Family Income  
 Income class.



~~Open network + what they did do in school~~

~~Full network~~  
~~for colleagues~~

Lab  
no dual enrollment.

[ Questions (?) ]

Eileen Brennan  
Ghausia Ali  
Office of Institutional Research  
(248) 232-4527  
(248) 232-4526

Robert Actor Ideas.

- Short-term Alt. Ed Grads
- Out of District - Grads by H.S. (Occ city student by H.S.)
- MI Dept of Ed. Link
- Data sheets.
- List of Schools - ~~Alternative~~ ed - where do they go?  
#s - schools.

## High School Connection!

Presented by:  
Eileen Brennan  
Ghausia Ali  
Office of Institutional Research  
Oakland Community College

---

---

---

---

---

---

---

---

## Study History

- OCC has collected data regarding Oakland County high school graduates since the 1980's.
- The purpose of the study is to monitor the extent to which OCC serves Oakland County residents, and those of traditional college age in particular.

---

---

---

---

---

---

---

---

## Methodology

- Each Fall, IR staff contact all Oakland County high schools to verify the number of graduates from the previous Spring.
- Additionally, IR staff evaluates the number of high school graduates entering OCC.
- Data Validity issues have caused IR to reevaluate the process; collection of data from high schools, and selection criteria for entering high school graduates.

---

---

---

---

---

---

---

---

**Oakland County High Schools**

- We collected data on high school graduates from a total sample of eighty-three (83) schools.
- Thirty-eight (38) of these schools are private or chartered.
- Forty-five (45) are public.

---

---

---

---

---

---

---

---

**High School Graduates**

- 14,742 students graduated from these schools during the Spring of 2005.
- 1,877 students (17 and 18 years old) entered into OCC in the Fall 2005 term.

---

---

---

---

---

---

---

---

**Latest Results for 2005**

- Schools with the largest number of graduates:
  - Clarkston – 506
  - Lake Orion – 466
  - West Bloomfield – 462
  - Athens (Troy) – 455
  - Troy - 450

---

---

---

---

---

---

---

---

**Latest Results for 2005 (con't)**

- Schools with the largest number of students (17-18 years olds identifying school) entering OCC:
  - Milford – 88
  - Walled Lake Western – 87
  - Clarkston – 83
  - Waterford Kettering – 80
  - Waterford Mott - 76

---

---

---

---

---

---

---

---

**Latest Results for 2005 (con't)**

- Schools with the Highest Connection Rate:
  - Franklin Road Christian – 45.0%
  - Waterford Kettering – 28.8%
  - Walled Lake Western – 22.8%
  - Lakeland – 22.0%
  - Rochester Hills Christian School – 21.4%

---

---

---

---

---

---

---

---

**Five Year Percent Change**

- Greatest increase in the number of public high school graduates:
  - Lamphere – 49.1%
  - Avondale – 40.1%
  - Lake Orion – 22.6%
  - Southfield/Lathrup – 20.5%
  - Farmington – 12.1%

---

---

---

---

---

---

---

---

### Five Year Percent Change (con't)

- Greatest increase in the number of students that entered OCC:
  - Madison – 75.0%
  - Lahser – 57.1%
  - Groves – 57.1%
  - Andover – 55.6%
  - Waterford Kettering – 50.9%

---

---

---

---

---

---

---

---

### Five Year Percent Change (con't)

- Greatest increase in connection rate from public high schools:
  - Waterford Kettering – 12.1%
  - Madison – 8.2%
  - Walled Lake Western – 4.9%
  - Lahser – 4.3%
  - Groves – 3.8%

---

---

---

---

---

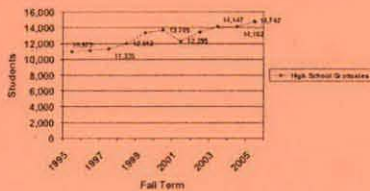
---

---

---

### Ten Year Trend in High School Graduates

Oakland Community College 2005 High School Connection Report Trend in High School Graduates (1995-2005)




---

---

---

---

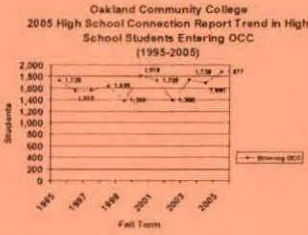
---

---

---

---

### Ten Year Trend in High School Students Entering OCC




---

---

---

---

---

---

---

---

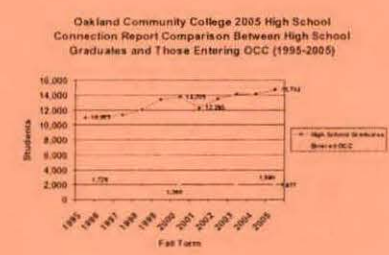
---

---

---

---

### Comparison in High School Graduates and those Entering OCC




---

---

---

---

---

---

---

---

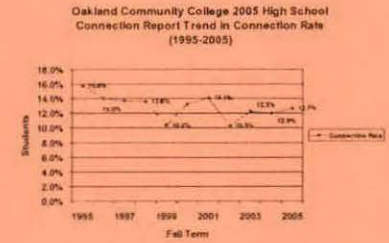
---

---

---

---

### Ten Year Trend in Connection Rate




---

---

---

---

---

---

---

---

---

---

---

---

**Comments**

- Is the data useful?
- Need for further data
- Suggestions for future studies

---

---

---

---

---

---

---

---

**Questions (?)**

Eileen Brennan  
Ghausia Ali  
Office of Institutional Research  
(248) 232-4527  
(248) 232-4526

---

---

---

---

---

---

---

---