

## Executive Summary

Each year, the Office of Institutional Research at Oakland Community College investigates trends in high school graduation levels in Oakland County. This analysis (penetration rate) involves examining the number of recent high school graduates entering OCC, as well as the associated penetration rate of students subsequently entering OCC. In 2003, there were 73 schools (both public and private) in the list of participating high schools. Unfortunately, not all schools (two private) included in the list that were able to provide the necessary data at the time this report was written. In addition, some past participants were either merged with other schools, lost their charter or had a name change and were not included in this report.

### Major Findings

- In 2003, the highest percentage of Oakland County students entering OCC were from the Greater Life Academy (25% (5/20) of their graduating class). Greater Life Academy is a private high school in the Pontiac School District. Further, the highest concentration of students from Oakland County high schools entering Oakland Community College (OCC) in 2003 was from Clarkston High School (103 students), a public high school in the Clarkston School District.

### Five-Year Trends

- When comparing data over the last five years, excluding 2002 data<sup>1</sup>, the number of graduates entering OCC from Clarkston has steadily increased with a slight decline in 2001. Greater Life Academy experienced only slight fluctuation of 1 to 2 students entering OCC from year to year. However, 2003 has the greatest number of students entered the college in the last five years (5 students).
- Noticeable growth rates over the past five years have occurred in Troy Adams, and Brandon High Schools. In 1998, forty-three (10.6%) Adams students entered OCC and in 2003, seventy-three (16.9%) Adams students entered OCC. This is an increase of thirty students (6.3%) over five years. Brandon had an increase of twenty-five students since 1998 (twenty-seven (14.2%) students in 1998 to fifty-two (18.3%) students in 2003), representing an increase of 4.1%.
- Farmington High School followed Greater Life Academy with the second highest percentage (18.8%) of their graduates entering OCC in 2003. Over the past five years, Farmington High School has had the greatest number of graduates (49 students) entering OCC since 2000 (54 students). The lowest number of Farmington High School students entering OCC was in 1999 (6 students).

---

<sup>1</sup> Data gathered in 2002 was omitted from this report to ensure data validity and accuracy.

## Executive Summary (Continued)

### *Five-Year Trends (Continued)*

- The highest number of students entering OCC in 2003 following Clarkston was Lake Orion (86 students). However, Lake Orion has seen a small, yet constant percentage decline in graduates entering OCC. Nonetheless, 2003 represents the most (86 students) Lake Orion students entering the college since 1987 and 1988 when 79 students entered OCC in both years. .
- The greatest increase in graduates entering OCC in the last five years, excluding 2002 data, is Greater Life Academy. In 1998, twelve and a half percent (12.5%) of their graduates entered OCC. In 2003, a quarter (25%) of all Greater Life Academy graduates entered OCC. Adams High School has the next highest percentage increase of graduates entering OCC. They increased from nearly eleven percent (10.6%) in 1998 to almost seventeen percent (16.9%) in 2003.
  - Despite the large enrollment increase shown by several schools, some schools showed noteworthy decreases in students enrolling at OCC.
  - In 1998, Walled Lake Central had 77 (28.7%) high school graduates enter OCC. This number drops to 6 students (1.3%) in 2003.
  - Milford High School had 74 (20.7%) high school graduates enter OCC in 1998. In 2003, this number drops to 8 (2.1%).
  - Ferndale High School had 42 (20.6%) students enter OCC in 1998. This number drops to 1(0.5%) in 2003.

### *Ten Year Trends*

- When comparing data over the past ten years, the greatest increase occurred in Lake Orion, Clarkston, Rochester and Brandon High Schools. Lake Orion had an increase of thirty-two students (6%) entering OCC over the past ten years. Clarkson had an increase of twenty-seven students (5%) over ten years. Rochester and Brandon High Schools had an increase of twenty-three students (4% and 8% respectively) over ten years.
- Overall, there has been a fairly steady increase in the number of high school graduates, from 11,532 graduates in 1993 to 14,093 in 2003. As far as the number of graduates entering OCC, there has been a decline of approximately 615 students. This represents a decline of about 50%, over ten years. As noted earlier, some schools previously included in the study did not participate this year, lost their charter, were incorporated by other schools and /or were closed down. Additionally, there are concerns about the impact of system changes on data when OCC converted to the Colleague system.

## Executive Summary (Continued)

- Enrollment trends from the entire student-body population over the last ten years indicate a slight, steady decline, with a low of 1,019 students in 2003. However, in 2001, OCC experienced the largest number of graduates entering (1,728 students) since 1995 (1,729 students).

### ***Regional Analysis***

- The data used in this analysis was also reviewed by OCC campus and city. Auburn Hills attracted the largest percentage of incoming high school graduates enrolled in 2003 (46%), followed by Highland Lakes (28%). Orchard Ridge brings in 22% of the total number of recent high school graduates, while Royal Oak and Southfield enrollments constitute 4% of the graduates from the class of 2003.
- When looking at all graduates in 2003, only 7.2% entered OCC. In 1993, nearly twice that number (14.2%) entered OCC.
- Over the past ten years, Auburn Hills has shown the greatest increase in the number of graduates entering OCC. In 1993, 28% of all graduates entering OCC registered in the Auburn Hills region. However, in 2003, that number dramatically increased to 46%. The greatest decrease occurred in the Royal Oak/Southfield region. In 1993, 25% of all graduates entering OCC registered in the Royal Oak/Southfield region. Yet in 2003, only 4% of all graduates entering OCC registered in the Royal Oak/Southfield region.
- The greatest percentage of all graduates (15.8%) entered OCC in 1995. The greatest number of graduates from Oakland Community College recorded occurred in 2003 (14,083). Yet, this same year (2003) yielded the smallest percentage (7.2%) of graduates entering OCC.

### ***Educational Intent***

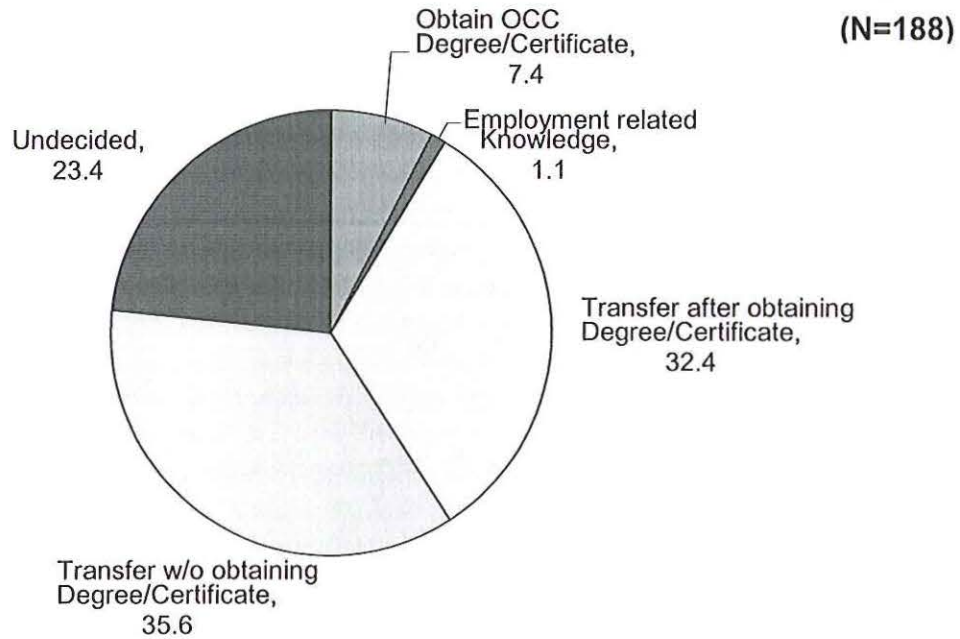
- In 2003, the educational goal of graduates from the top two high schools (Clarkston and Lake Orion) planned to transfer without obtaining a degree or certificate (35.6%) or transfer after obtaining a degree or certificate (32.4%). Slightly under one fourth (23.4%) were undecided.
- The majority (91%) of students from Clarkston and Lake Orion intended to enter OCC in the Fall of 2003.
- Almost all (96.3%) Clarkston and Lake Orion graduates entered OCC as FTIACS (First Time In Any College).

***Educational Intent (Continued)***

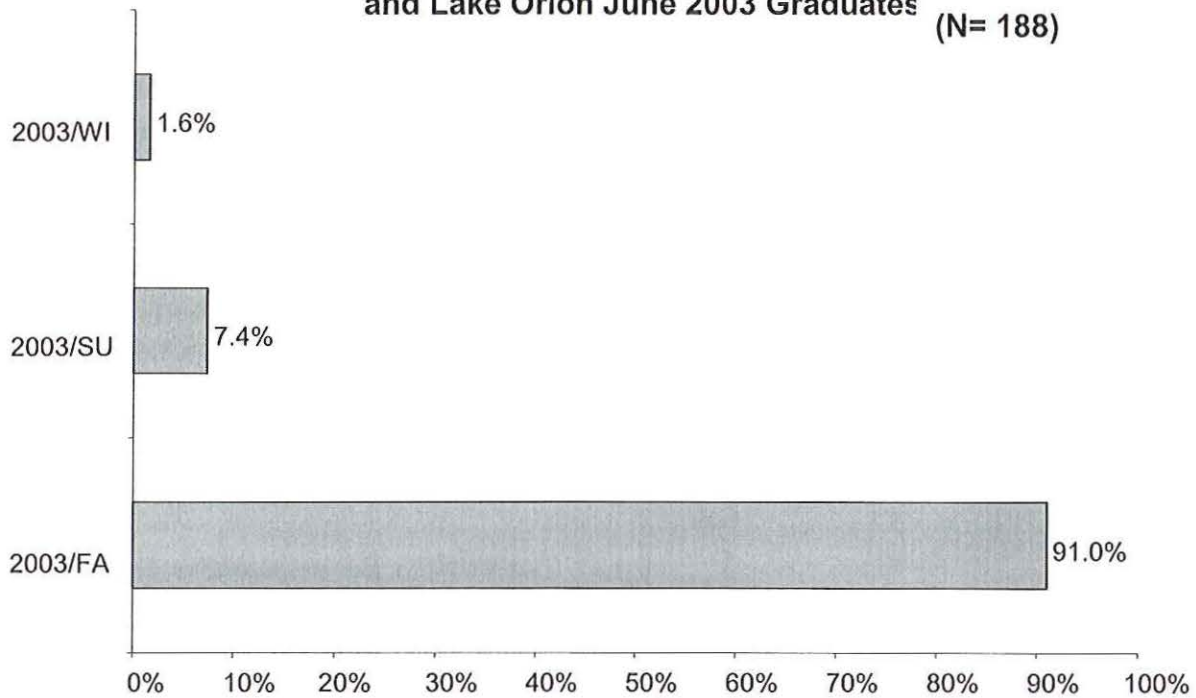
- The majority of this same group (Lake Orion and Clarkston High School graduates) either entered the college seeking Associates in General Studies (11.2%), Associates in Business Administration (10.6%) or were undecided (31.9%). Much smaller percentages (less than 7%) entered the college seeking degrees or certificates in areas such as Pre-Engineering, Computer Information Systems, Computer Aided Design, Criminal Justice, and others.

**Charts**

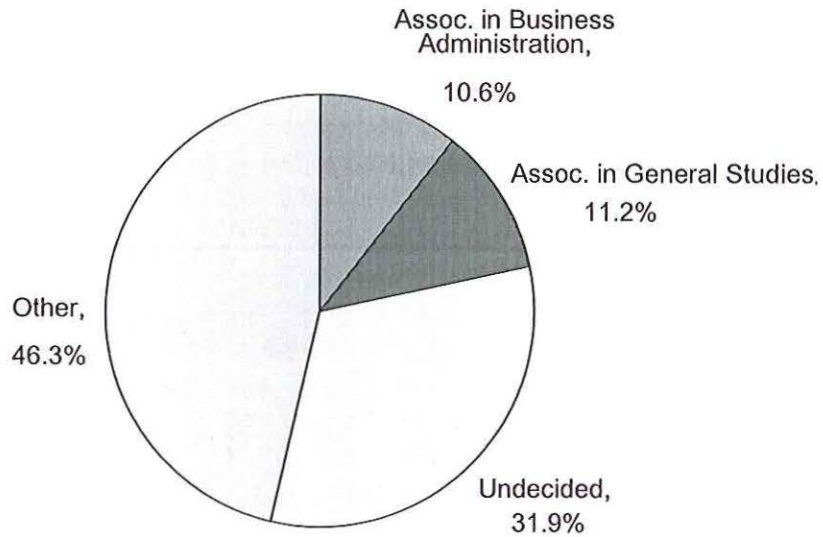
**Chart: 1 Educational Goal of Students from Clarkston and Lake Orion High Schools**



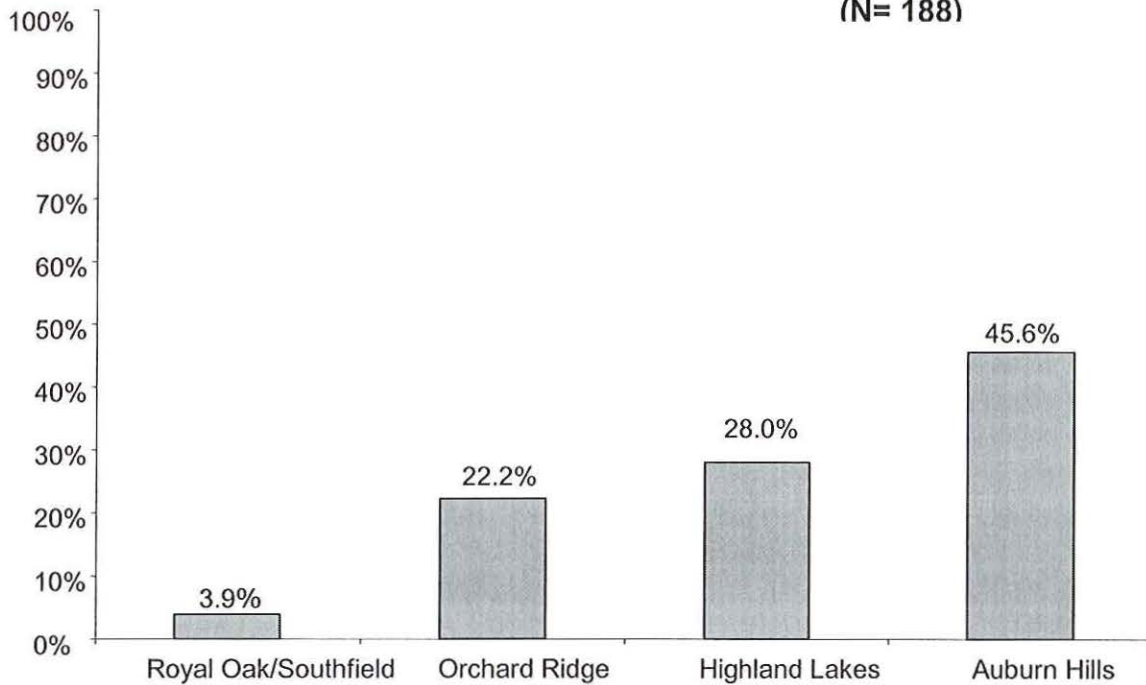
**Chart: 2 Intended Starting Session for Clarkston and Lake Orion June 2003 Graduates** (N= 188)



**Chart: 3 Credit Programs Enrolled by Clarkston and Lake Orion Students**  
(N = 188)



**Chart: 4 Overall Enrollment Percentages by Campus**  
(N= 188)



Oakland Community College  
High School Penetration Report for Oakland County Graduates  
2003

**Tables**

Table 1: Number of Graduates Over Ten Years	
Academic Year	Graduates
2003	14,083
2001	11,896
2000	13,691
1999	13,390
1998	12,012
1997	11,355
1996	11,130
1995	10,975
1994	10,849
1993	11,532
<b>Total Graduates</b>	<b>120,913</b>

Table 2: Percentage of Graduates Over Ten Years		
Academic Year	Entered OCC	Percentage
2003	1,018	7.2
2001	1,728	14.5
2000	1,819	13.3
1999	1,390	10.4
1998	1,638	13.6
1997	1,552	13.7
1996	1,553	14.0
1995	1,729	15.8
1994	1,607	14.8
1993	1,634	14.2
<b>Total</b>	<b>15,668</b>	<b>132</b>

Table 3: Top Five Schools (based on number of students entering OCC)	
Clarkston	103
Lake Orion	86
Rochester	82
Adams	73
Brandon	52
<b>Total Population</b>	<b>396</b>

Table 4: Top Ten Public Schools (based on number of students entering OCC)	
Clarkston	103
Lake Orion	86
Rochester	82
Adams	73
Brandon	52
Farmington	49
Walled Lake Western	48
South Lyon	44
Avondale	39
Holly	39
<b>Total Population</b>	<b>615</b>

Table 5: Top Ten Private Schools (based on percentage of students entering OCC)	
Greater Life Academy	25.0
Eton Academy	18.2
Lutheran NW High School	11.3
Novi Christian	5.7
Bethany Christian	5.6
Our Lady of the Lakes	4.0
Oakland Christian School	3.7
Shrine	3.5
Brother Rice	2.5
Bishop Foley	2.0
<b>Total Population</b>	<b>82.0</b>

*TOP Ten Public %  
TOP Private #*

Oakland Community College  
 High School Penetration Report for Oakland County Graduates  
 2003

<b>Table 6: Public High School Students Entering Oakland Community College 2003 Graduates</b>		
<b>2003 Public Schools</b>	<b>Entered OCC</b>	<b>Percentage</b>
Adams	73	16.9
Andover	1	0.4
Athens	35	8.1
Avondale	39	16.9
Berkley	3	1.1
Brandon	52	18.3
Clarkston	103	18.7
Clawson	4	3.4
Dondero	0	0.0
Farmington	49	18.8
Ferndale	1	0.5
Groves	1	0.4
Harrison	33	12.2
Hazel Park	0	0.0
Holly	39	16.2
Kimball	7	2.2
Lahser	23	8.6
Lake Orion	86	14.3
Lakeland	4	1.3
Lamphere	3	1.9
Madison	1	0.8
Milford	8	2.1
North Farmington	29	8.4
Novi	34	8.5
Oak Park	1	0.4
Oxford	35	14.6
Pontiac Central	20	10.6
Pontiac Northern	18	7.9
Rochester	82	15.9
Seaholm High School	7	0.0
South Lyon	44	13.0
Southfield	3	1.0
Southfield/Lathrup	11	3.4
Troy	34	7.0
Walled Lake Central	6	1.3
Walled Lake Western	48	11.9
Waterford Kettering	10	3.6
Waterford Mott	14	4.2
West Bloomfield	20	4.4
<b>Total</b>	<b>981</b>	<b>279</b>



Oakland Community College  
High School Penetration Report for Oakland County Graduates  
2003

<b>Table 7: Private High School Students Entering Oakland Community College 2003 Graduates</b>		
<b>2003 Private Schools</b>	<b>Entered OCC</b>	<b>Percentage</b>
Academy of Detroit	0	0.0
Academy of Sacred Heart	0	0.0
Akiva Hebrew Day	0	0.0
Bethany Christian	1	5.6
Bishop Foley	3	2.0
Brother Rice	4	2.5
Cranbrook Kingswood	0	0.0
Detroit Country Day	1	0.7
Eton Academy	2	18.2
Franklin Road Christian	0	0.0
Greater Life Academy	5	25.0
Highland Hills Christian Academy	0	0.0
Indianwood Christian	0	0.0
Lutheran NW High School	7	11.3
Marian	2	1.3
Mercy	1	0.4
Notre Dame		
Prep.(Pontiac/Oakland)	2	1.2
Novi Christian	2	5.7
Oakland Christian School	2	3.7
Our Lady of the Lakes	2	4.0
Oxford Christian Academy	0	0.0
Pontiac Academy for Excellence	0	0.0
Rochester Hills Christian School	0	0.0
Roeper City & Country	0	0.0
SAA Beth Jacob	0	0.0
Shrine	2	3.5
Southfield Christian	1	1.4
Springfield Christian Academy	0	0.0
St. Mary Prep.	0	0.0
Temple Christian Academy	0	0.0
West Highland Christian	0	0.0
Wixom Christian	0	0.0
Yeshivath Gedoloh	0	0.0
<b>Total</b>	<b>37</b>	<b>87</b>

\* Please note: Table information was derived from the Institutional Research High School Penetration data base and compared with numbers verbally reported by knowledgeable High School Representatives.

Oakland Community College  
 High School Penetration Report for Oakland County Graduates  
 2003

Table: 8 Schools Ranked by Greatest Number of 2003 Graduates Entering OCC: Public	
Lake Orion	602
Clarkston	551
Rochester	515
Troy	487
Walled Lake Central	462
West Bloomfield	457
Adams	432
Athens	431
Walled Lake Western	405
Novi	399
Milford	373
North Farmington	347
South Lyon	339
Waterford Mott	330
Kimball	325
Lakeland	320
Southfield/Lathrup	319
Southfield	303
Brandon	284
Waterford Kettering	280
Harrison	271
Berkley	268
Lahser	268
Farmington	261
Groves	259
Dondero	251
Hazel Park	250
Andover	248
Holly	241
Seaholm High School	241
Oxford	239
Avondale	231
Pontiac Northern	227
Oak Park	225
Ferndale	222
Pontiac Central	188
Lamphere	160
Madison	119
Clawson	116

Oakland Community College  
 High School Penetration Report for Oakland County Graduates  
 2003

<b>Table: 9            Schools Ranked by Greatest            Number of 2003 Graduates            Entering OCC: Private</b>	
Mercy	223
Cranbrook Kingswood	212
Brother Rice	163
Notre Dame Prep.(Pontiac/Oakland)	161
Marian	153
Bishop Foley	148
Detroit Country Day	146
St. Mary Prep.	88
Southfield Christian	72
Lutheran NW High School	62
Shrine	57
SAA Beth Jacob	57
Oakland Christian School	54
Our Lady of the Lakes	50
Roeper City & Country	41
Novi Christian	35
Academy of Sacred Heart	28
Yeshivath Gedoloh	20
Greater Life Academy	20
Bethany Christian	18
Franklin Road Christian	13
Springfield Christian Academy	12
Rochester Hills Christian School	11
Eton Academy	11
Wixom Christian	5
Temple Christian Academy	5
Highland Hills Christian Academy	5
Akiva Hebrew Day	2
West Highland Christian	1
Pontiac Academy for Excellence	0
Oxford Christian Academy	0
Indianwood Christian	0
Academy of Detroit	0

Oakland Community College  
 High School Penetration Report for Oakland County Graduates  
 2003

<b>Table: 10            Schools Ranked by Greatest            Percentage of 2003 Graduates            Entering OCC: Public</b>	
Farmington	18.8
Clarkston	18.7
Brandon	18.3
Adams	16.9
Avondale	16.9
Holly	16.2
Rochester	15.9
Oxford	14.6
Lake Orion	14.3
South Lyon	13.0
Harrison	12.2
Walled Lake Western	11.9
Pontiac Central	10.6
Lahser	8.6
Novi	8.5
North Farmington	8.4
Athens	8.1
Pontiac Northern	7.9
Troy	7.0
West Bloomfield	4.4
Waterford Mott	4.2
Waterford Kettering	3.6
Clawson	3.4
Southfield/Lathrup	3.4
Kimball	2.2
Milford	2.1
Lamphere	1.9
Lakeland	1.3
Walled Lake Central	1.3
Berkley	1.1
Southfield	1.0
Madison	0.8
Ferndale	0.5
Andover	0.4
Groves	0.4
Oak Park	0.4
Dondero	0.0
Hazel Park	0.0
Seaholm High School	0.0

Oakland Community College  
 High School Penetration Report for Oakland County Graduates  
 2003

<b>Table: 11            Schools Ranked by Greatest            Percentage of 2003 Graduates            Entering OCC: Private</b>	
Greater Life Academy	25.0
Eton Academy	18.2
Lutheran NW High School	11.3
Novi Christian	5.7
Bethany Christian	5.6
Our Lady of the Lakes	4.0
Oakland Christian School	3.7
Shrine	3.5
Brother Rice	2.5
Bishop Foley	2.0
Southfield Christian	1.4
Marian	1.3
Notre Dame Prep.(Pontiac/Oakland)	1.2
Detroit Country Day	0.7
Mercy	0.4
Academy of Detroit	0.0
Academy of Sacred Heart	0.0
Akiva Hebrew Day	0.0
Cranbrook Kingswood	0.0
Franklin Road Christian	0.0
Highland Hills Christian Academy	0.0
Indianwood Christian	0.0
Oxford Christian Academy	0.0
Pontiac Academy for Excellence	0.0
Rochester Hills Christian School	0.0
Roeper City & Country	0.0
SAA Beth Jacob	0.0
Springfield Christian Academy	0.0
St. Mary Prep.	0.0
Temple Christian Academy	0.0
West Highland Christian	0.0
Wixom Christian	0.0
Yeshivath Gedoloh	0.0