

Oakland Community College
1999 Effectiveness Report on Developmental Education

FTIACs Who Test at a Developmental Level for English

Developmental English*						
Fall Term	TOTAL NUMBER OF FTIACs	Total # of FTIACs Tested	% of FTIACs TESTED	# of FTIACs Testing at a Developmental Level	% of FTIACs Tested, Who Scored at a Developmental Level	Those Who Tested 'Developmental' As a % of All FTIACs
1998	4359	2525	58	1581	63	36
1997	4523	2811	62	1663	59	37
1996	3874	2643	68	1646	62	43
1995	4233	2965	70	1782	60	42
1994	4520	3078	68	1946	63	43

* based on combined Writing and Reading Skills ASSET score of 85 or less.

FTIACs Who Test at a Developmental Level for English* vs. Those Who Enroll in a Developmental English Course

Fall Term	Those Who Tested 'Developmental' as a % of All	% of FTIACs Enrolled in Developmental English	% Difference
1998	36	21	15
1997	37	33	4
1996	43	39	4
1995	42	40	2
1994	43	39	4

* based on combined Writing and Reading Skills ASSET score of 85 or less.

Oakland Community College
1999 Effectiveness Report on Developmental Education

FTIACs Who Test at a Developmental Level for English

Developmental English*						
Fall Term	TOTAL NUMBER OF FTIACs	Total # of FTIACs Tested	% of FTIACs TESTED	# of FTIACs Testing at a Developmental Level	% of FTIACs Tested, Who Scored at a Developmental Level	Those Who Tested 'Developmental' As a % of All FTIACs
1998	4359	2525	58	1581	63	36
1997	4523	2811	62	1663	59	37
1996	3874	2643	68	1646	62	43
1995	4233	2965	70	1782	60	42
1994	4520	3078	68	1946	63	43

* based on combined Writing and Reading Skills ASSET score of 85 or less.

FTIACs Who Test at a Developmental Level for English* vs. Those Who Enroll in a Developmental English Course

Fall Term	Those Who Tested 'Developmental' as a % of All	% of FTIACs Enrolled in Developmental English	% Difference
1998	36	21	15
1997	37	33	4
1996	43	39	4
1995	42	40	2
1994	43	39	4

* based on combined Writing and Reading Skills ASSET score of 85 or less.

Oakland Community College
1999 Effectiveness Report on Developmental Education

FTIACs Who Test at a Developmental Level for Math

Developmental Math*						
Fall Term	TOTAL # OF FTIACs ENROLLED	Total # of FTIACs Tested	% of FTIACs Tested	# of FTIACs Testing at a Developmental Level	% of FTIACs Scoring at a	Those Who Tested 'Developmental' As a % of ALL FTIACs
1998	4359	1483	34	1325	89	30
1997	4523	2086	46	1799	86	40
1996	3874	1692	44	1536	91	40
1995	4233	1899	45	1708	89	40
1994	4520	2151	48	1946	91	43

* based on Numerical Skills ASSET score of 45 or less.

FTIACs Who Test at a Developmental Level for Math* vs. Those Who Enroll in a Developmental Math Course

Fall Term	Those Who Tested 'Developmental' As a % of ALL FTIACs	% of FTIACs Enrolled in Developmental Math	% Difference
1998	30	21	9
1997	40	22	18
1996	40	20	20
1995	40	20	19
1994	43	20	23

* based on Numerical Skills ASSET score of 45 or less.

Oakland Community College
1999 Effectiveness Report on Developmental Education

FTIACs Who Test at a Developmental Level for Math

Developmental Math*						
Fall Term	TOTAL # OF FTIACs ENROLLED	Total # of FTIACs Tested	% of FTIACs Tested	# of FTIACs Testing at a Developmental Level	% of FTIACs Scoring at a	Those Who Tested 'Developmental' As a % of ALL FTIACs
1998	4359	1483	34	1325	89	30
1997	4523	2086	46	1799	86	40
1996	3874	1692	44	1536	91	40
1995	4233	1899	45	1708	89	40
1994	4520	2151	48	1946	91	43

* based on Numerical Skills ASSET score of 45 or less.

FTIACs Who Test at a Developmental Level for Math* vs. Those Who Enroll in a Developmental Math Course

Fall Term	Those Who Tested 'Developmental' As a % of ALL FTIACs	% of FTIACs Enrolled in Developmental Math	% Difference
1998	30	21	9
1997	40	22	18
1996	40	20	20
1995	40	20	19
1994	43	20	23

* based on Numerical Skills ASSET score of 45 or less.

Oakland Community College
1999 Effectiveness Report on Developmental Education

Satisfactory* Completion of Developmental English

Fall Term, End of Session	Number of Satisfactory Completions	Percent of Satisfactory Completions
1994	2031	66
1995	1351	47
1996	1539	60
1997	1448	62
1998	743	54

Satisfactory* Completion of Developmental Math

Fall Term, End of Session	Number of Satisfactory Completions	Percent of Satisfactory Completions
1994	1436	44
1995	1196	41
1996	1542	56
1997	1127	39
1998	1128	39

*Satisfactory completion of course means that student has earned a grade of 'C' or higher.

*Oakland Community College
1999 Effectiveness Report on Developmental Education*

Satisfactory* Completion of Developmental English

Fall Term, End of Session	Number of Satisfactory Completions	Percent of Satisfactory Completions
1994	2031	66
1995	1351	47
1996	1539	60
1997	1448	62
1998	743	54

Satisfactory* Completion of Developmental Math

Fall Term, End of Session	Number of Satisfactory Completions	Percent of Satisfactory Completions
1994	1436	44
1995	1196	41
1996	1542	56
1997	1127	39
1998	1128	39

*Satisfactory completion of course means that student has earned a grade of 'C' or higher.

Oakland Community College
1999 Effectiveness Report on Developmental Education

Enrollment Trends in All Developmental Education Courses
1991/92 - 1997/98 Academic Years

Student Head Counts							
Academic Year	English	Percent of all Developmental Courses	Math	Percent of all Developmental Courses	Other	Percent of all Developmental Courses	TOTAL Head Count for all Developmental Courses
91/92	6337	40%	7841	49%	1835	11%	16013
92/93	6568	40%	7956	48%	2035	12%	16559
93/94	6282	40%	7419	48%	1847	12%	15548
94/95	5433	40%	6286	47%	1759	13%	13478
95/96	4787	40%	5743	48%	1558	13%	12088
96/97	4196	37%	5529	49%	1501	13%	11226
97/98	4033	35%	5905	51%	1596	14%	11534

Student Credit Hours							
Academic Year	English	Percent of all Developmental Courses	Math	Percent of all Developmental Courses	Other	Percent of all Developmental Courses	TOTAL SCH for all Developmental Courses
91/92	24890	42%	30115	51%	4611	8%	59616
92/93	25942	42%	30806	50%	5063	8%	61811
93/94	25038	43%	28854	49%	4543	8%	58435
94/95	21698	43%	24548	49%	4348	9%	50594
95/96	19124	42%	22484	50%	3766	8%	45374
96/97	16784	40%	21788	52%	3543	8%	42115
97/98	16132	37%	23189	54%	3768	9%	43089

Oakland Community College
1999 Effectiveness Report on Developmental Education

Enrollment Trends in All Developmental Education Courses
1991/92 - 1997/98 Academic Years

Student Head Counts							
Academic Year	English	Percent of all Developmental Courses	Math	Percent of all Developmental Courses	Other	Percent of all Developmental Courses	TOTAL Head Count for all Developmental Courses
91/92	6337	40%	7841	49%	1835	11%	16013
92/93	6568	40%	7956	48%	2035	12%	16559
93/94	6282	40%	7419	48%	1847	12%	15548
94/95	5433	40%	6286	47%	1759	13%	13478
95/96	4787	40%	5743	48%	1558	13%	12088
96/97	4196	37%	5529	49%	1501	13%	11226
97/98	4033	35%	5905	51%	1596	14%	11534

Student Credit Hours							
Academic Year	English	Percent of all Developmental Courses	Math	Percent of all Developmental Courses	Other	Percent of all Developmental Courses	TOTAL SCH for all Developmental Courses
91/92	24890	42%	30115	51%	4611	8%	59616
92/93	25942	42%	30806	50%	5063	8%	61811
93/94	25038	43%	28854	49%	4543	8%	58435
94/95	21698	43%	24548	49%	4348	9%	50594
95/96	19124	42%	22484	50%	3766	8%	45374
96/97	16784	40%	21788	52%	3543	8%	42115
97/98	16132	37%	23189	54%	3768	9%	43089

Oakland Community College
1999 Effectiveness Report on Developmental Education

Enrollment Trends in All Developmental Education Courses
1991/92 - 1997/98 Academic Years

Student Head Counts							
Academic Year	English	Percent of all Developmental Courses	Math	Percent of all Developmental Courses	Other	Percent of all Developmental Courses	TOTAL Head Count for all Developmental Courses
91/92	6337	40%	7841	49%	1835	11%	16013
92/93	6568	40%	7956	48%	2035	12%	16559
93/94	6282	40%	7419	48%	1847	12%	15548
94/95	5433	40%	6286	47%	1759	13%	13478
95/96	4787	40%	5743	48%	1558	13%	12088
96/97	4196	37%	5529	49%	1501	13%	11226
97/98	4033	35%	5905	51%	1596	14%	11534

Student Credit Hours							
Academic Year	English	Percent of all Developmental Courses	Math	Percent of all Developmental Courses	Other	Percent of all Developmental Courses	TOTAL SCH for all Developmental Courses
91/92	24890	42%	30115	51%	4611	8%	59616
92/93	25942	42%	30806	50%	5063	8%	61811
93/94	25038	43%	28854	49%	4543	8%	58435
94/95	21698	43%	24548	49%	4348	9%	50594
95/96	19124	42%	22484	50%	3766	8%	45374
96/97	16784	40%	21788	52%	3543	8%	42115
97/98	16132	37%	23189	54%	3768	9%	43089

Oakland Community College
1999 Effectiveness Report on Developmental Education

Enrollment in English, Math and 'Other' Developmental Education Courses
(by Head Count & Student Credit Hours)

ENGLISH

Student Head Count

Academic Year	ENG050	ENG052	ENG054	ENG055	ENG056	ENG110	ENG120	ENG 131	Equivalent to		TOTAL Student Head Count
									ENG 105	to ENG 106	
91/92	658	1311	87	48	0	786	94	3353	2104	4233	6337
92/93	838	1458	93	20	0	748	52	3359	2409	4159	6568
93/94	785	1420	45	0	15	681 n/a		3336	2265	4017	6282
94/95	665	1170	17	0	0	516 n/a		3065	1852	3581	5433
95/96	510	1029	12	0	0	459 n/a		2777	1551	3236	4787
96/97	465	845	0	0	0	383 n/a		2503	1310	2886	4196
97/98	418	795	0	0	0	448 n/a		2372	1213	2820	4033

Student Credit Hours

Academic Year	ENG050	ENG052	ENG054	ENG055	ENG056	ENG110	ENG120	ENG 131	Equivalent to		TOTAL Student Credit Hours
									ENG 105	to ENG 106	
91/92	2632	5244	174	96	0	3144	188	13412	8146	16744	24890
92/93	3352	5832	186	40	0	2992	104	13436	9410	16532	25942
93/94	3140	5680	90	0	60	2724 n/a		13344	8970	16068	25038
94/95	2660	4680	34	0	0	2064 n/a		12260	7374	14324	21698
95/96	2040	4116	24	0	0	1836 n/a		11108	6180	12944	19124
96/97	1860	3380	0	0	0	1532 n/a		10012	5240	11544	16784
97/98	1672	3180	0	0	0	1792 n/a		9488	4852	11280	16132

Oakland Community College
1999 Effectiveness Report on Developmental Education

Enrollment in English, Math and 'Other' Developmental Education Courses
(by Head Count & Student Credit Hours)

MATH

Student Head Counts

Academic Year	MAT Courses				Traditional Math Courses		TOTAL Student Head Count	
	MAT104 (MAT111)	MAT105	MAT107 (MAT101)	MAT110	TOTAL	TEM101		TEM102
91/92	494	1745	682	4847	7768	35	38	7841
92/93	428	2005	520	4933	7886	40	30	7956
93/94	308	1816	438	4781	7343	60	16	7419
94/95	241	1569	317	4121	6248	22	16	6286
95/96	292	1289	163	3966	5710	33	0	5743
96/97	289	1313	0	3888	5490	23	16	5529
97/98	295	1513	136	3961	5905	0	0	5905

Student Credit Hours

Academic Year	MAT Courses				Traditional Math Courses		TOTAL Student Credit Hours	
	MAT104 (MAT111)	MAT105	MAT107 (MAT101)	MAT110	TOTAL	TEM101		TEM102
91/92	1482	6980	2046	19388	29896	105	114	30115
92/93	1284	8020	1560	19732	30596	120	90	30806
93/94	924	7264	1314	19124	28626	180	48	28854
94/95	723	6276	951	16484	24434	66	48	24548
95/96	876	5156	489	15864	22385	99	0	22484
96/97	867	5252	0	15552	21671	69	48	21788
97/98	885	6052	408	15844	23189	0	0	23189

Oakland Community College
1999 Effectiveness Report on Developmental Education

Enrollment in English, Math and 'Other' Developmental Education Courses
(by Head Count & Student Credit Hours)

OTHER/INFORMAL DEVELOPMENTAL EDUCATION COURSES

Student Head Count

Academic Year	BIS100	CHE095	CNS110	CNS114	CNS115	CNS116	IIC057	LIB110	SPE100	TOTAL Student Head Count
91/92	634	39	30	0	623	25	436	25	23	1835
92/93	727	37	30	36	639	51	478	27	10	2035
93/94	708	42	48	22	555	25	420	27	0	1847
94/95	597	19	51	12	583	44	422	21	10	1759
95/96	592	12	51	28	460	42	338	23	12	1558
96/97	650	0	50	0	422	43	291	27	18	1501
97/98	717	8	68	0	489	0	305	0	9	1596

Student Credit Hours

Academic Year	BIS100	CHE095	CNS110	CNS114	CNS115	CNS116	IIC057	LIB110	SPE100	TOTAL Student Credit Hours
91/92	1268	156	30	0	1246	50	1744	25	92	4611
92/93	1454	148	30	72	1278	102	1912	27	40	5063
93/94	1416	168	48	44	1110	50	1680	27	0	4543
94/95	1194	76	51	24	1166	88	1688	21	40	4348
95/96	1184	48	51	56	920	84	1352	23	48	3766
96/97	1300	0	50	0	844	86	1164	27	72	3543
97/98	1434	32	68	0	978	0	1220	0	36	3768

Oakland Community College
1999 Effectiveness Report on Developmental Education

Enrollment in English, Math and 'Other' Developmental Education Courses
(by Head Count & Student Credit Hours)

ENGLISH

Student Head Count

Academic Year	ENG050	ENG052	ENG054	ENG055	ENG056	ENG110	ENG120	ENG 131	Equivalent to		TOTAL Student Head Count
									ENG 105	to ENG 106	
91/92	658	1311	87	48	0	786	94	3353	2104	4233	6337
92/93	838	1458	93	20	0	748	52	3359	2409	4159	6568
93/94	785	1420	45	0	15	681 n/a		3336	2265	4017	6282
94/95	665	1170	17	0	0	516 n/a		3065	1852	3581	5433
95/96	510	1029	12	0	0	459 n/a		2777	1551	3236	4787
96/97	465	845	0	0	0	383 n/a		2503	1310	2886	4196
97/98	418	795	0	0	0	448 n/a		2372	1213	2820	4033

Student Credit Hours

Academic Year	ENG050	ENG052	ENG054	ENG055	ENG056	ENG110	ENG120	ENG 131	Equivalent to		TOTAL Student Credit Hours
									ENG 105	to ENG 106	
91/92	2632	5244	174	96	0	3144	188	13412	8146	16744	24890
92/93	3352	5832	186	40	0	2992	104	13436	9410	16532	25942
93/94	3140	5680	90	0	60	2724 n/a		13344	8970	16068	25038
94/95	2660	4680	34	0	0	2064 n/a		12260	7374	14324	21698
95/96	2040	4116	24	0	0	1836 n/a		11108	6180	12944	19124
96/97	1860	3380	0	0	0	1532 n/a		10012	5240	11544	16784
97/98	1672	3180	0	0	0	1792 n/a		9488	4852	11280	16132

Oakland Community College
1999 Effectiveness Report on Developmental Education

Enrollment in English, Math and 'Other' Developmental Education Courses
(by Head Count & Student Credit Hours)

MATH

Student Head Counts

Academic Year					Traditional Math Courses		TOTAL Student Head Count	
	MAT104 (MAT111)	MAT105	MAT107 (MAT101)	MAT110	TOTAL	TEM101	TEM102	
91/92	494	1745	682	4847	7768	35	38	7841
92/93	428	2005	520	4933	7886	40	30	7956
93/94	308	1816	438	4781	7343	60	16	7419
94/95	241	1569	317	4121	6248	22	16	6286
95/96	292	1289	163	3966	5710	33	0	5743
96/97	289	1313	0	3888	5490	23	16	5529
97/98	295	1513	136	3961	5905	0	0	5905

Student Credit Hours

Academic Year							TOTAL Student Credit Hours	
	MAT104 (MAT111)	MAT105	MAT107 (MAT101)	MAT110	TOTAL	TEM101	TEM102	
91/92	1482	6980	2046	19388	29896	105	114	30115
92/93	1284	8020	1560	19732	30596	120	90	30806
93/94	924	7264	1314	19124	28626	180	48	28854
94/95	723	6276	951	16484	24434	66	48	24548
95/96	876	5156	489	15864	22385	99	0	22484
96/97	867	5252	0	15552	21671	69	48	21788
97/98	885	6052	408	15844	23189	0	0	23189

Oakland Community College
1999 Effectiveness Report on Developmental Education

Enrollment in English, Math and 'Other' Developmental Education Courses
(by Head Count & Student Credit Hours)

OTHER/INFORMAL DEVELOPMENTAL EDUCATION COURSES

Student Head Count

Academic Year	BIS100	CHE095	CNS110	CNS114	CNS115	CNS116	IIC057	LIB110	SPE100	TOTAL Student Head Count
91/92	634	39	30	0	623	25	436	25	23	1835
92/93	727	37	30	36	639	51	478	27	10	2035
93/94	708	42	48	22	555	25	420	27	0	1847
94/95	597	19	51	12	583	44	422	21	10	1759
95/96	592	12	51	28	460	42	338	23	12	1558
96/97	650	0	50	0	422	43	291	27	18	1501
97/98	717	8	68	0	489	0	305	0	9	1596

Student Credit Hours

Academic Year	BIS100	CHE095	CNS110	CNS114	CNS115	CNS116	IIC057	LIB110	SPE100	TOTAL Student Credit Hours
91/92	1268	156	30	0	1246	50	1744	25	92	4611
92/93	1454	148	30	72	1278	102	1912	27	40	5063
93/94	1416	168	48	44	1110	50	1680	27	0	4543
94/95	1194	76	51	24	1166	88	1688	21	40	4348
95/96	1184	48	51	56	920	84	1352	23	48	3766
96/97	1300	0	50	0	844	86	1164	27	72	3543
97/98	1434	32	68	0	978	0	1220	0	36	3768

Oakland Community College
1999 Effectiveness Report on Developmental Education

Enrollment in English, Math and 'Other' Developmental Education Courses
(by Head Count & Student Credit Hours)

ENGLISH

Student Head Count

Academic Year	ENG050	ENG052	ENG054	ENG055	ENG056	ENG110	ENG120	ENG 131	Equivalent to		TOTAL Student Head Count
									ENG 105	Equivalent to ENG 106	
91/92	658	1311	87	48	0	786	94	3353	2104	4233	6337
92/93	838	1458	93	20	0	748	52	3359	2409	4159	6568
93/94	785	1420	45	0	15	681 n/a		3336	2265	4017	6282
94/95	665	1170	17	0	0	516 n/a		3065	1852	3581	5433
95/96	510	1029	12	0	0	459 n/a		2777	1551	3236	4787
96/97	465	845	0	0	0	383 n/a		2503	1310	2886	4196
97/98	418	795	0	0	0	448 n/a		2372	1213	2820	4033

Student Credit Hours

Academic Year	ENG050	ENG052	ENG054	ENG055	ENG056	ENG110	ENG120	ENG 131	Equivalent to		TOTAL Student Credit Hours
									ENG 105	Equivalent to ENG 106	
91/92	2632	5244	174	96	0	3144	188	13412	8146	16744	24890
92/93	3352	5832	186	40	0	2992	104	13436	9410	16532	25942
93/94	3140	5680	90	0	60	2724 n/a		13344	8970	16068	25038
94/95	2660	4680	34	0	0	2064 n/a		12260	7374	14324	21698
95/96	2040	4116	24	0	0	1836 n/a		11108	6180	12944	19124
96/97	1860	3380	0	0	0	1532 n/a		10012	5240	11544	16784
97/98	1672	3180	0	0	0	1792 n/a		9488	4852	11280	16132

Oakland Community College
1999 Effectiveness Report on Developmental Education

Enrollment in English, Math and 'Other' Developmental Education Courses
(by Head Count & Student Credit Hours)

MATH

Student Head Counts

Academic Year	MAT Courses				Traditional Math Courses	Other Courses		TOTAL Student Head Count
	MAT104 (MAT111)	MAT105	MAT107 (MAT101)	MAT110	TOTAL	TEM101	TEM102	
91/92	494	1745	682	4847	7768	35	38	7841
92/93	428	2005	520	4933	7886	40	30	7956
93/94	308	1816	438	4781	7343	60	16	7419
94/95	241	1569	317	4121	6248	22	16	6286
95/96	292	1289	163	3966	5710	33	0	5743
96/97	289	1313	0	3888	5490	23	16	5529
97/98	295	1513	136	3961	5905	0	0	5905

Student Credit Hours

Academic Year	MAT Courses				TOTAL	Other Courses		TOTAL Student Credit Hours
	MAT104 (MAT111)	MAT105	MAT107 (MAT101)	MAT110		TEM101	TEM102	
91/92	1482	6980	2046	19388	29896	105	114	30115
92/93	1284	8020	1560	19732	30596	120	90	30806
93/94	924	7264	1314	19124	28626	180	48	28854
94/95	723	6276	951	16484	24434	66	48	24548
95/96	876	5156	489	15864	22385	99	0	22484
96/97	867	5252	0	15552	21671	69	48	21788
97/98	885	6052	408	15844	23189	0	0	23189

Oakland Community College
1999 Effectiveness Report on Developmental Education

Enrollment in English, Math and 'Other' Developmental Education Courses
(by Head Count & Student Credit Hours)

OTHER/INFORMAL DEVELOPMENTAL EDUCATION COURSES

Student Head Count

Academic Year	BIS100	CHE095	CNS110	CNS114	CNS115	CNS116	IIC057	LIB110	SPE100	TOTAL Student Head Count
91/92	634	39	30	0	623	25	436	25	23	1835
92/93	727	37	30	36	639	51	478	27	10	2035
93/94	708	42	48	22	555	25	420	27	0	1847
94/95	597	19	51	12	583	44	422	21	10	1759
95/96	592	12	51	28	460	42	338	23	12	1558
96/97	650	0	50	0	422	43	291	27	18	1501
97/98	717	8	68	0	489	0	305	0	9	1596

Student Credit Hours

Academic Year	BIS100	CHE095	CNS110	CNS114	CNS115	CNS116	IIC057	LIB110	SPE100	TOTAL Student Credit Hours
91/92	1268	156	30	0	1246	50	1744	25	92	4611
92/93	1454	148	30	72	1278	102	1912	27	40	5063
93/94	1416	168	48	44	1110	50	1680	27	0	4543
94/95	1194	76	51	24	1166	88	1688	21	40	4348
95/96	1184	48	51	56	920	84	1352	23	48	3766
96/97	1300	0	50	0	844	86	1164	27	72	3543
97/98	1434	32	68	0	978	0	1220	0	36	3768

Oakland Community College
1999 Effectiveness Report on Developmental Education

OTHER/INFORMAL DEVELOPMENTAL EDUCATION COURSES

Student Head Count

Academic Year	BIS100	CNS115	IIC057
91/92	634	623	436
92/93	727	639	478
93/94	708	555	420
94/95	597	583	422
95/96	592	460	338
96/97	650	422	291
97/98	717	489	305

Oakland Community College
1999 Effectiveness Report on Developmental Education

OTHER/INFORMAL DEVELOPMENTAL EDUCATION COURSES

Student Head Count

Academic Year	BIS100	CNS115	IIC057
91/92	634	623	436
92/93	727	639	478
93/94	708	555	420
94/95	597	583	422
95/96	592	460	338
96/97	650	422	291
97/98	717	489	305

Oakland Community College
1999 Effectiveness Report on Developmental Education

OTHER/INFORMAL DEVELOPMENTAL EDUCATION COURSES

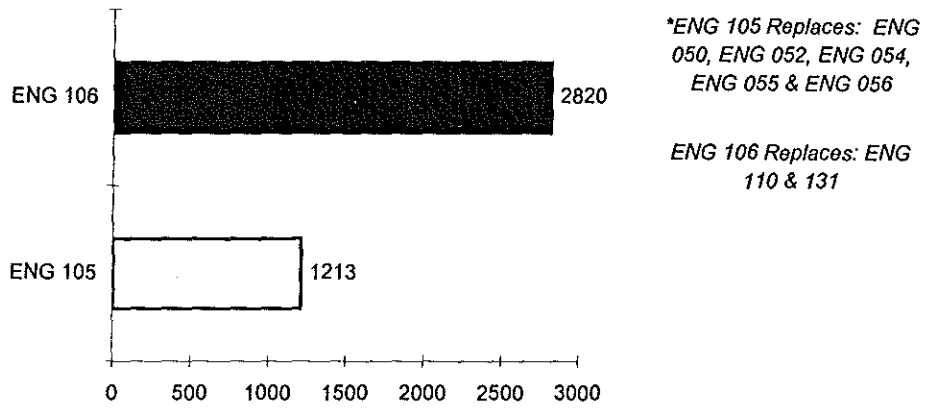
Student Head Count

Academic Year	BIS100	CNS115	IIC057
91/92	634	623	436
92/93	727	639	478
93/94	708	555	420
94/95	597	583	422
95/96	592	460	338
96/97	650	422	291
97/98	717	489	305

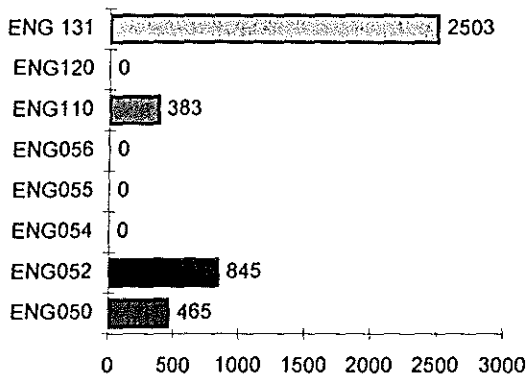
Oakland Community College
1999 Effectiveness Report on Developmental Education

Annual Enrollment in Developmental English by Student Head Count

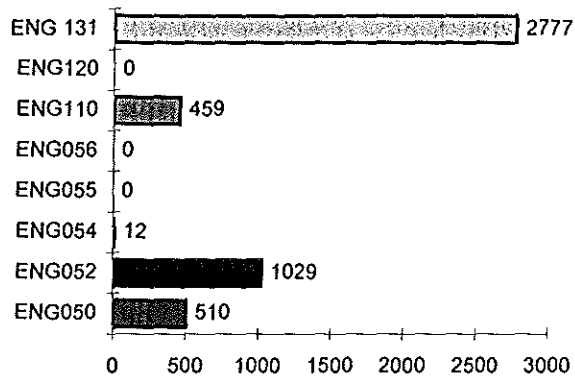
1997/98*




1996/97



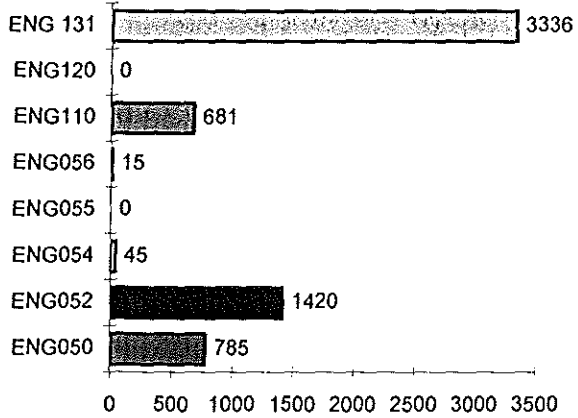
1995/96



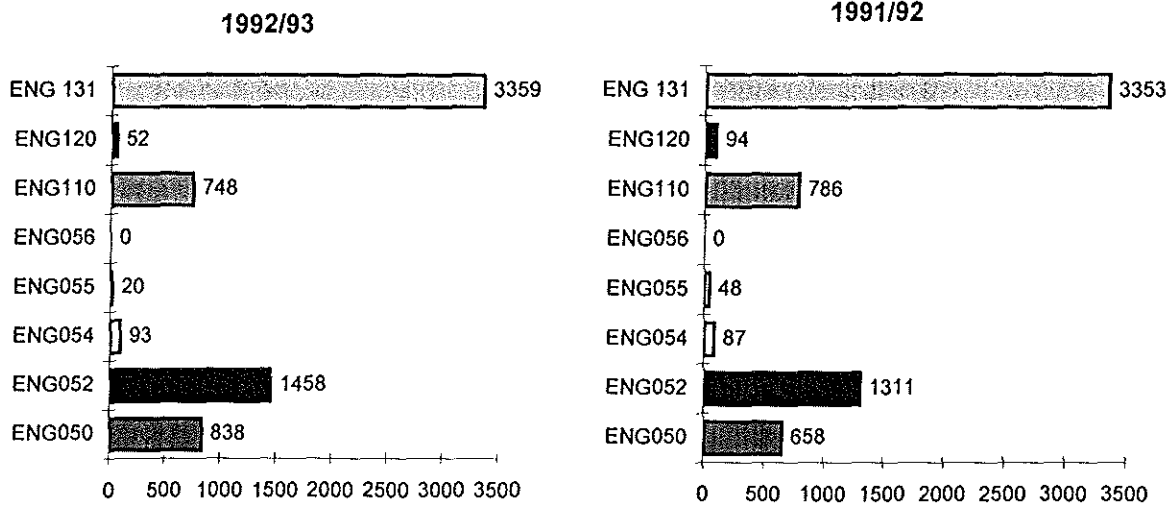
1994/95



1993/94

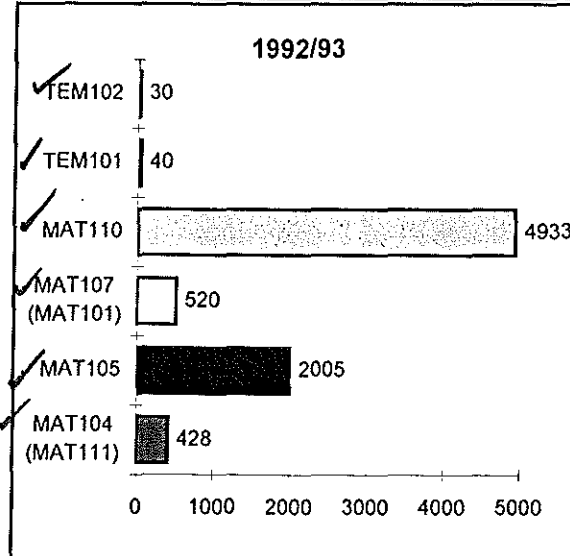
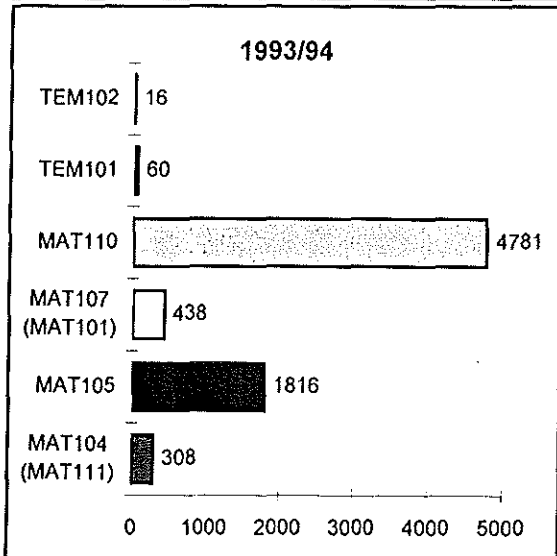
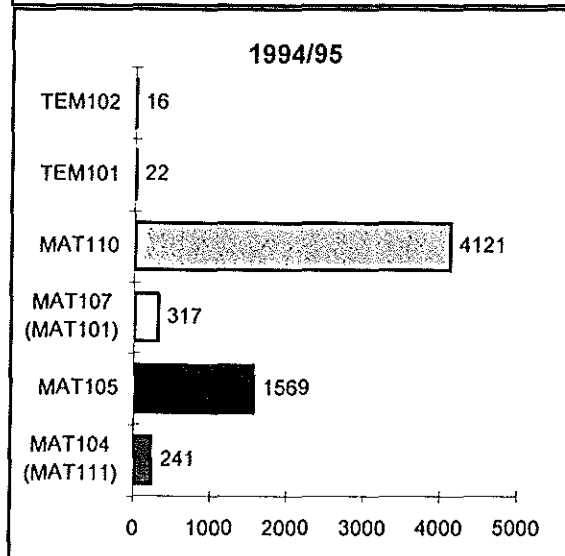
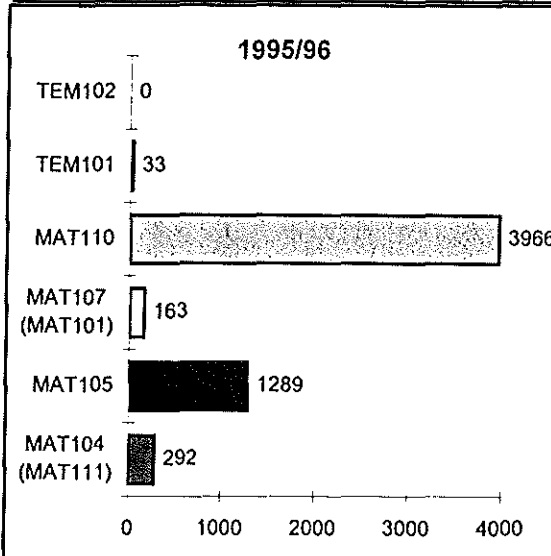
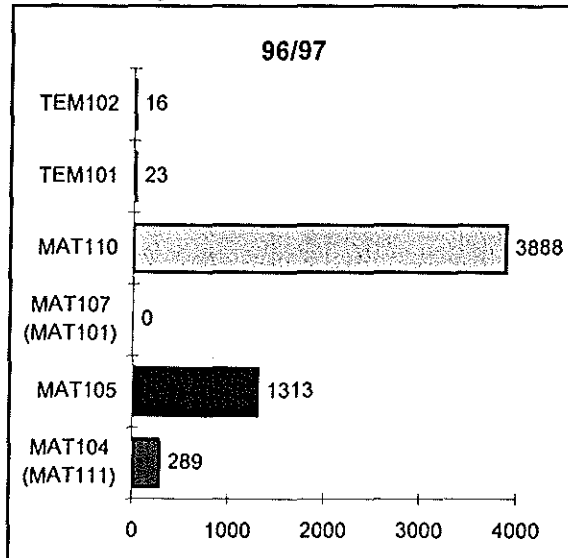
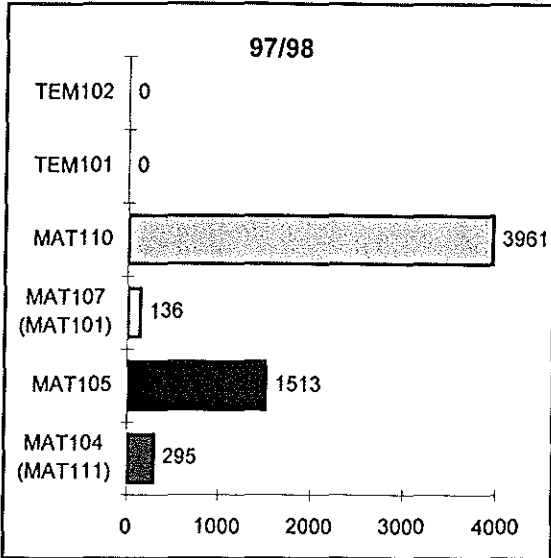


Oakland Community College
1999 Effectiveness Report on Developmental Education

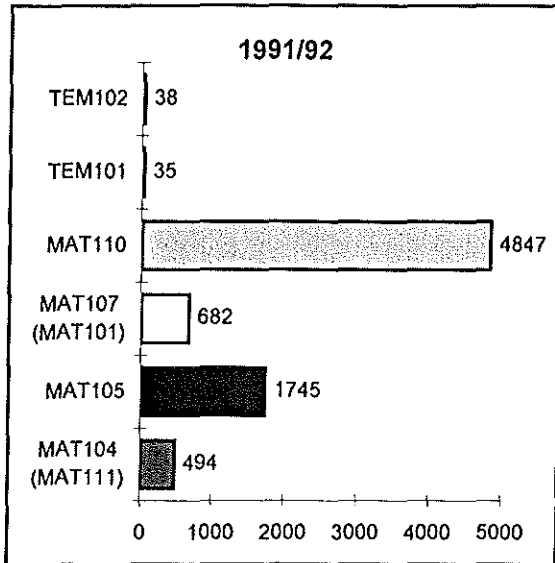


Oakland Community College
 1999 Effectiveness Report on Developmental Education

Annual Enrollment in Developmental Math by Student Head Count

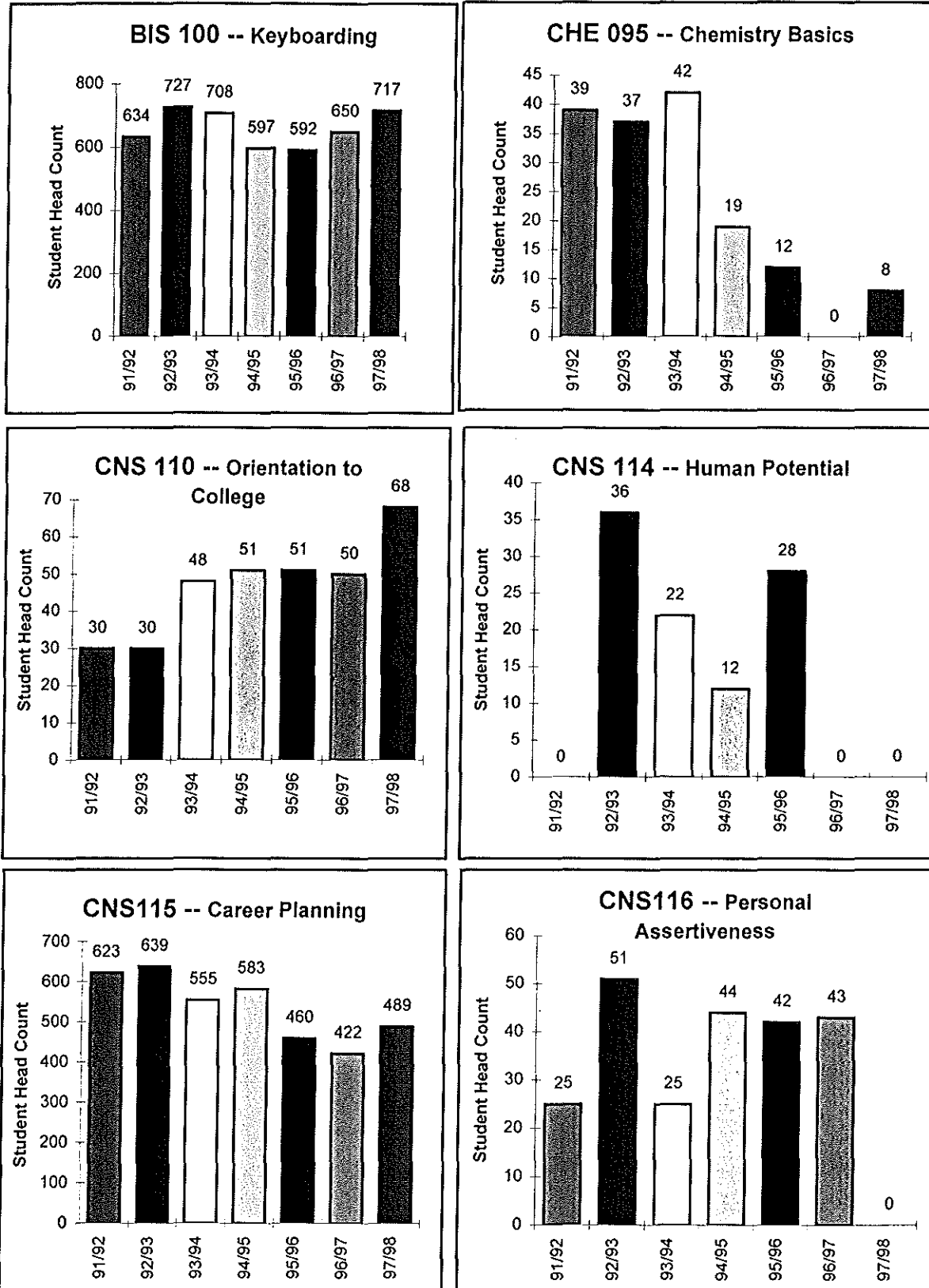


Oakland Community College
1999 Effectiveness Report on Developmental Education

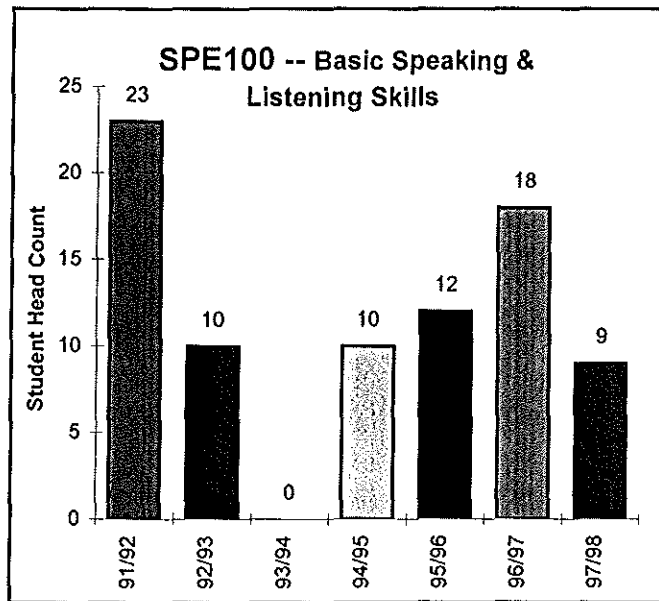
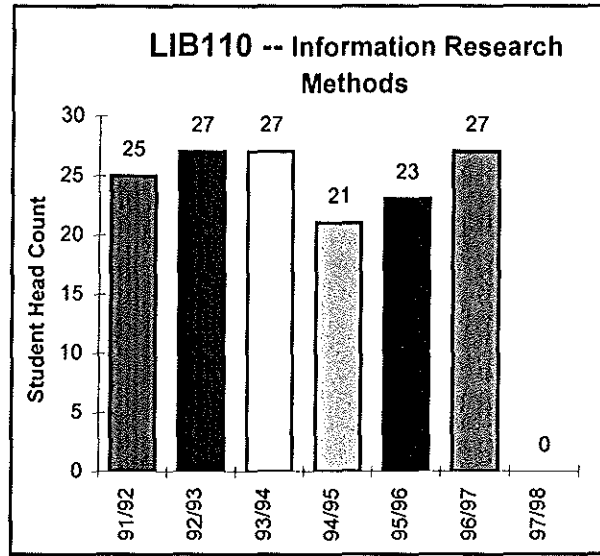
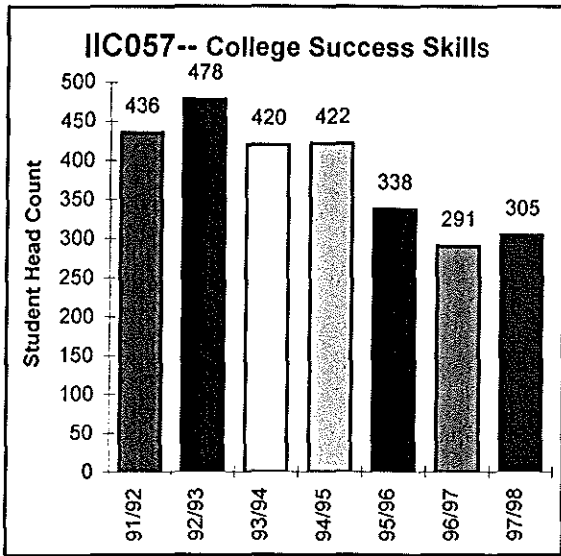


Oakland Community College
1999 Effectiveness Report on Developmental Education

Enrollment in Informal Developmental Education Courses by Student Head Count



Oakland Community College
1999 Effectiveness Report on Developmental Education



Oakland Community College
1999 Effectiveness Report on Developmental Education

Student Head Counts							
Academic Year	English	Percent of all Developmental Courses	Math	Percent of all Developmental Courses	Other	Percent of all Developmental Courses	TOTAL Head Count for all Developmental Courses
91/92	6337	40%	7841	49%	1835	11%	16013
92/93	6568	40%	7956	48%	2035	12%	16559
93/94	6282	40%	7419	48%	1847	12%	15548
94/95	5433	40%	6286	47%	1759	13%	13478
95/96	4787	40%	5743	48%	1558	13%	12088
96/97	4196	37%	5529	49%	1501	13%	11226
97/98	4033	35%	5905	51%	1596	14%	11534

Student Credit Hours							
Academic Year	English	Percent of all Developmental Courses	Math	Percent of all Developmental Courses	Other	Percent of all Developmental Courses	TOTAL SCH for all Developmental Courses
91/92	24890	42%	30115	51%	4611	8%	59616
92/93	25942	42%	30806	50%	5063	8%	61811
93/94	25038	43%	28854	49%	4543	8%	58435
94/95	21698	43%	24548	49%	4348	9%	50594
95/96	19124	42%	22484	50%	3766	8%	45374
96/97	16784	40%	21788	52%	3543	8%	42115
97/98	16132	37%	23189	54%	3768	9%	43089

Oakland Community College
1999 Effectiveness Report on Developmental Education

2.1.4 and 2.1.5 Enrollment in English, Math and 'Other' Developmental Education Courses
(by Head Count & Student Credit Hours)

OTHER/INFORMAL DEVELOPMENTAL EDUCATION COURSES

Student Head Count

Academic Year	BIS100	CHE095	CNS110	CNS114	CNS115	CNS116	IIC057	LIB110	SPE100	TOTAL Student Head Count
91/92	634	39	30	0	623	25	436	25	23	1835
92/93	727	37	30	36	639	51	478	27	10	2035
93/94	708	42	48	22	555	25	420	27	0	1847
94/95	597	19	51	12	583	44	422	21	10	1759
95/96	592	12	51	28	460	42	338	23	12	1558
96/97	650	0	50	0	422	43	291	27	18	1501
97/98	717	8	68	0	489	0	305	0	9	1596

Student Credit Hours

Academic Year	BIS100	CHE095	CNS110	CNS114	CNS115	CNS116	IIC057	LIB110	SPE100	TOTAL Student Credit Hours
91/92	1268	156	30	0	1246	50	1744	25	92	4611
92/93	1454	148	30	72	1278	102	1912	27	40	5063
93/94	1416	168	48	44	1110	50	1680	27	0	4543
94/95	1194	76	51	24	1166	88	1688	21	40	4348
95/96	1184	48	51	56	920	84	1352	23	48	3766
96/97	1300	0	50	0	844	86	1164	27	72	3543
97/98	1434	32	68	0	978	0	1220	0	36	3768

Oakland Community College
1999 Effectiveness Report on Developmental Education

2.1.4 and 2.1.5 Enrollment in English, Math and 'Other' Developmental Education Courses
(by Head Count & Student Credit Hours)

ENGLISH

Student Head Count

Academic Year	ENG050	ENG052	ENG054	ENG055	ENG056	ENG110	ENG120	ENG 131	ENG 105	ENG 106	TOTAL Student Head Count
91/92	658	1311	87	48	0	786	94	3353	2104	4233	6337
92/93	838	1458	93	20	0	748	52	3359	2409	4159	6568
93/94	785	1420	45	0	15	681 n/a		3336	2265	4017	6282
94/95	665	1170	17	0	0	516 n/a		3065	1852	3581	5433
95/96	510	1029	12	0	0	459 n/a		2777	1551	3236	4787
96/97	465	845	0	0	0	383 n/a		2503	1310	2886	4196
97/98	418	795	0	0	0	448 n/a		2372	1213	2820	4033

Student Credit Hours

Academic Year	ENG050	ENG052	ENG054	ENG055	ENG056	ENG110	ENG120	ENG 131	ENG 105	ENG 106	TOTAL Student Credit Hours
91/92	2632	5244	174	96	0	3144	188	13412	8146	16744	24890
92/93	3352	5832	186	40	0	2992	104	13436	9410	16532	25942
93/94	3140	5680	90	0	60	2724 n/a		13344	8970	16068	25038
94/95	2660	4680	34	0	0	2064 n/a		12260	7374	14324	21698
95/96	2040	4116	24	0	0	1836 n/a		11108	6180	12944	19124
96/97	1860	3380	0	0	0	1532 n/a		10012	5240	11544	16784
97/98	1672	3180	0	0	0	1792 n/a		9488	4852	11280	16132

Oakland Community College
1999 Effectiveness Report on Developmental Education

2.1.4 and 2.1.5 Enrollment in English, Math and 'Other' Developmental Education Courses
(by Head Count & Student Credit Hours)

MATH

Student Head Counts

Academic Year	MAT Courses				Traditional Math Courses			TOTAL Student Head Count
	MAT104 (MAT111)	MAT105	MAT107 (MAT101)	MAT110	TOTAL	TEM101	TEM102	
91/92	494	1745	682	4847	7768	35	38	7841
92/93	428	2005	520	4933	7886	40	30	7956
93/94	308	1816	438	4781	7343	60	16	7419
94/95	241	1569	317	4121	6248	22	16	6286
95/96	292	1289	163	3966	5710	33	0	5743
96/97	289	1313	0	3888	5490	23	16	5529
97/98	295	1513	136	3961	5905	0	0	5905

Student Credit Hours

Academic Year	MAT Courses				Traditional Math Courses			TOTAL Student Credit Hours
	MAT104 (MAT111)	MAT105	MAT107 (MAT101)	MAT110	TOTAL	TEM101	TEM102	
91/92	1482	6980	2046	19388	29896	105	114	30115
92/93	1284	8020	1560	19732	30596	120	90	30806
93/94	924	7264	1314	19124	28626	180	48	28854
94/95	723	6276	951	16484	24434	66	48	24548
95/96	876	5156	489	15864	22385	99	0	22484
96/97	867	5252	0	15552	21671	69	48	21788
97/98	885	6052	408	15844	23189	0	0	23189

Oakland Community College 1999 Effectiveness Report on Developmental Education

FTIAC Enrollment in Developmental Education Courses

Fall 1/10th Day	ENGLISH I 105(050-056)	ENGLISH II 106 (110-131)	All English Courses* (050-131)	% of All FTIAC in English	All Math Courses* (101-111)	% of All FTIAC in Math									
							TEM101	TEM102	BIS100	CHE095	CNS110	CNS114	CNS115	CNS116	IIC057
1994	751	1020	1771	39	900	20	0	4	34	0	0	0	87	9	14
1995	667	1045	1712	40	884	21	0	0	40	0	0	1	84	11	89
1996	581	949	1530	39	781	20	0	3	61	0	0	0	56	1	92
1997	495	981	1476	33	988	22	0	0	55	3	0	0	110	0	129
1998	248	651	899	21	913	21	0	0	78	7	2	0	80	0	62

*Includes all courses designated 'developmental education'.

Oakland Community College 1999 Effectiveness Report on Developmental Education

FTIAC Enrollment in Developmental Education Courses

Fall 1/10th Day	ENGLISH I	ENGLISH II	All English Courses*	% of All FTIAC in English	All Math Courses*	% of All FTIAC in Math									
	105(050-056)	106 (110-131)	(050-131)		(101-111)		TEM101	TEM102	BIS100	CHE095	CNS110	CNS114	CNS115	CNS116	IIC057
1994	751	1020	1771	39	900	20	0	4	34	0	0	0	87	9	14
1995	667	1045	1712	40	884	21	0	0	40	0	0	1	84	11	89
1996	581	949	1530	39	781	20	0	3	61	0	0	0	56	1	92
1997	495	981	1476	33	988	22	0	0	55	3	0	0	110	0	129
1998	248	651	899	21	913	21	0	0	78	7	2	0	80	0	62

*Includes all courses designated 'developmental education'.

Oakland Community College 1999 Effectiveness Report on Developmental Education

LIB100	SPE100	Total Enrolled In Some Developmental Course	Total Enrollment as a Percent of All FTIACs	Total FTIAC Enrollment	Total Enrolled In Some Developmental Course
0	0	2878.09292	64%	4520	2819
0	0	2882.327664	68%	4233	2819
2	0	2585.654104	67%	3874	2764
3	0	2818.477117	62%	4523	2526
0	2	2084.569167	48%	4359	2043

Developmental Education

ACS Code-- 97/98

		Frequency	Percent	Valid Percent	Cumulative Percent
Valid	1.51 Traditional Classroom	10	50.0	50.0	50.0
	1.53 Career Guidance	10	50.0	50.0	100.0
	Total	20	100.0	100.0	

OCC Course Number-- 97/98

		Frequency	Percent	Valid Percent	Cumulative Percent
Valid	BIS 100	1	5.0	5.0	5.0
	EBC-020	1	5.0	5.0	10.0
	EBC063.1	1	5.0	5.0	15.0
	CHE 095	1	5.0	5.0	20.0
	CNS 110	1	5.0	5.0	25.0
	CNS 115	1	5.0	5.0	30.0
	ESC-031	1	5.0	5.0	35.0
	ESC-035	1	5.0	5.0	40.0
	GSC-038	1	5.0	5.0	45.0
	GSC080.4	1	5.0	5.0	50.0
	ENG 050	1	5.0	5.0	55.0
	ENG 052	1	5.0	5.0	60.0
	ENG 110	1	5.0	5.0	65.0
	ENG 131	1	5.0	5.0	70.0
	IIC 057	1	5.0	5.0	75.0
	LIB 110	1	5.0	5.0	80.0
	MAT 104	1	5.0	5.0	85.0
	MAT 105	1	5.0	5.0	90.0
	MAT 110	1	5.0	5.0	95.0
	SPE 100	1	5.0	5.0	100.0
	Total	20	100.0	100.0	

Developmental Education

MDE/OCC Taxonomy Course Number -- 96/97

		Frequency	Percent	Valid Percent	Cumulative Percent
Valid	BIS 100	1	5.0	5.0	5.0
	CEC 020	1	5.0	5.0	10.0
	CNS 110	1	5.0	5.0	15.0
	CNS 115	1	5.0	5.0	20.0
	CNS 116	1	5.0	5.0	25.0
	CSC 024	2	10.0	10.0	35.0
	EDU 160	1	5.0	5.0	40.0
	ENG 050	1	5.0	5.0	45.0
	ENG 052	1	5.0	5.0	50.0
	ENG 110	1	5.0	5.0	55.0
	ENG 131	1	5.0	5.0	60.0
	HC 057	1	5.0	5.0	65.0
	LIB 110	1	5.0	5.0	70.0
	MAT 104	1	5.0	5.0	75.0
	MAT 105	1	5.0	5.0	80.0
	MAT 110	1	5.0	5.0	85.0
	SPE 100	1	5.0	5.0	90.0
	TEM 101	1	5.0	5.0	95.0
	TEM 102	1	5.0	5.0	100.0
	Total	20	100.0	100.0	

Developmental Education

ACS Code

		Frequency	Percent	Valid Percent	Cumulative Percent
Valid	1.51 Traditional Classroom	11	55.0	55.0	55.0
	1.52 Learning Labs	2	10.0	10.0	65.0
	1.53 Career Guidance	7	35.0	35.0	100.0
	Total	20	100.0	100.0	

Developmental Education

MDE OCC Taxonomy Course Number -- 95/96

		Frequency	Percent	Valid Percent	Cumulative Percent
Valid	BIS 100	1	5.0	5.0	5.0
	CHE 095	1	5.0	5.0	10.0
	CNS 110	1	5.0	5.0	15.0
	CNS 114	1	5.0	5.0	20.0
	CNS 115	1	5.0	5.0	25.0
	CNS 116	1	5.0	5.0	30.0
	BDU 160	1	5.0	5.0	35.0
	ENG 050	1	5.0	5.0	40.0
	ENG 052	1	5.0	5.0	45.0
	ENG 054	1	5.0	5.0	50.0
	ENG 110	1	5.0	5.0	55.0
	ENG 131	1	5.0	5.0	60.0
	ESL070-8	1	5.0	5.0	65.0
	IIC 057	1	5.0	5.0	70.0
	LIB 110	1	5.0	5.0	75.0
	MAT 104	1	5.0	5.0	80.0
	MAT 105	1	5.0	5.0	85.0
	MAT 110	1	5.0	5.0	90.0
	SPE 100	1	5.0	5.0	95.0
	TEM 101	1	5.0	5.0	100.0
	Total	20	100.0	100.0	

Developmental Education

ACS Code -- 95/96

	Frequency	Percent	Valid Percent	Cumulative Percent
Valid 1.51 Traditional Classroom	12	60.0	60.0	60.0
1.53 Career Guidance	8	40.0	40.0	100.0
Total	20	100.0	100.0	

Developmental Education

MDE OCC Taxonomy Course Number --94/95

	Frequency	Percent	Valid Percent	Cumulative Percent
Valid BIS 100	1	3.6	3.6	3.6
BPI050:0	1	3.6	3.6	7.1
BPI050:1	1	3.6	3.6	10.7
BPI051:0*	1	3.6	3.6	14.3
CHE 095	1	3.6	3.6	17.9
CNS 110	1	3.6	3.6	21.4
CNS 114	1	3.6	3.6	25.0
CNS 115	1	3.6	3.6	28.6
CNS 116	1	3.6	3.6	32.1
GSC130:9	1	3.6	3.6	35.7
GSC420:1	1	3.6	3.6	39.3
EDU 160	1	3.6	3.6	42.9
ENG 050	1	3.6	3.6	46.4
ENG 052	1	3.6	3.6	50.0
ENG 054	1	3.6	3.6	53.6
ENG 110	1	3.6	3.6	57.1
ENG 131	1	3.6	3.6	60.7
ESL050:0	1	3.6	3.6	64.3
ESL070:8*	1	3.6	3.6	67.9
IIC 057	1	3.6	3.6	71.4
KBH 505*	1	3.6	3.6	75.0
LIB 110	1	3.6	3.6	78.6
MAT 105	1	3.6	3.6	82.1
MAT 110	1	3.6	3.6	85.7
replaced by MAT 104. → MAT 111	1	3.6	3.6	89.3
SPE 100	1	3.6	3.6	92.9
TEM 101	1	3.6	3.6	96.4
TEM 102	1	3.6	3.6	100.0
Total	28	100.0	100.0	

Developmental Education

ACS Code -- 94/95

	Frequency	Percent	Valid Percent	Cumulative Percent
Valid 1.51 Traditional Classroom	14	50.0	50.0	50.0
1.53 Career Guidance	14	50.0	50.0	100.0
Total	28	100.0	100.0	

1998

Case Summaries

		STUDTO_1	CREDTO_1		
Course	BIS	1	717.00	1434.00	
Prefix		2	250.00	500.00	
Code		3	63.00	126.00	
		4	40.00	80.00	
		5	277.00	831.00	
		6	26.00	52.00	
		7	22.00	88.00	
		8	18.00	72.00	
		9	17.00	68.00	
		10	48.00	192.00	
		11	36.00	144.00	
		12	16.00	64.00	
		13	15.00	60.00	
		14	12.00	48.00	
		15	88.00	264.00	
		16	1.00	4.00	
		17	10.00	40.00	
		18	41.00	41.00	
		19	111.00	111.00	
		20	26.00	26.00	
		21	97.00	97.00	
		22	48.00	48.00	
		23	21.00	21.00	
		24	14.00	14.00	
		25	33.00	33.00	
		26	36.00	36.00	
		27	50.00	50.00	
		28	21.00	84.00	
		29	8.00	8.00	
		30	13.00	52.00	
		31	6.00	18.00	
		32	6.00	24.00	
		Total	Sum	2187.00	4730.00
	CHE	1	8.00	32.00	
		2	791.00	3164.00	
		3	213.00	852.00	
		4	665.00	2660.00	
		5	200.00	800.00	
		6	115.00	460.00	
		7	78.00	312.00	
		8	25.00	50.00	
		Total	Sum	2095.00	8330.00
	CNS	1	68.00	68.00	
		2	489.00	978.00	
		Total	Sum	557.00	1046.00

Case Summaries

			STUDTO_1	CREDTO_1
Course	ENG	1	418.00	1672.00
Prefix		2	795.00	3180.00
Code		3	448.00	1792.00
		4	2372.00	9488.00
		5	296.00	888.00
		6	4945.00	14835.00
		7	3590.00	10770.00
		8	15.00	45.00
		9	65.00	195.00
		10	395.00	1185.00
		11	39.00	117.00
		12	125.00	375.00
		13	267.00	801.00
		14	50.00	150.00
		15	101.00	303.00
		16	21.00	63.00
		17	15.00	45.00
		18	12.00	36.00
		19	338.00	1014.00
		20	68.00	204.00
		21	61.00	183.00
		22	200.00	600.00
		23	27.00	81.00
		Total	Sum	14663.00
	HC	1	305.00	1220.00
		Total	Sum	305.00
	LIB	1	23.00	23.00
		2	16.00	48.00
		3	18.00	54.00
		4	16.00	48.00
		5	14.00	42.00
		6	16.00	48.00
		7	7.00	28.00
		Total	Sum	110.00
	MAT	1	295.00	885.00
		2	1513.00	6052.00
		3	136.00	408.00
		4	3961.00	15844.00
		5	28.00	84.00
		6	3810.00	15240.00
		7	284.00	1136.00
		8	2035.00	8140.00
		9	990.00	2970.00
		10	886.00	3544.00
		11	330.00	1320.00
		12	191.00	764.00
		13	918.00	3672.00
		14	416.00	1664.00
		15	116.00	464.00
		16	190.00	760.00
		17	137.00	411.00
		18	96.00	384.00
		19	47.00	188.00
		Total	Sum	16379.00
				63930.00

Case Summaries

			STUDTO_1	CREDTO_1
Course	SPE	1	9.00	36.00
Prefix		2	687.00	2061.00
Code		3	1086.00	3258.00
		4	8.00	8.00
		5	10.00	30.00
	Total	Sum	1800.00	5393.00
Total	Sum		38096.00	132962.00

		STUDEN_1	TOTALS_1
Course	BIS	1	650.00
Prefix		2	236.00
		3	43.00
		4	34.00
		5	280.00
		6	23.00
		7	7.00
		8	8.00
		9	33.00
		10	20.00
		11	14.00
		12	42.00
		13	30.00
		14	16.00
		15	10.00
		16	19.00
		17	74.00
		18	7.00
		19	25.00
		20	77.00
		21	122.00
		22	36.00
		23	62.00
		24	26.00
		25	20.00
		26	43.00
		27	39.00
		28	23.00
		29	1.00
		30	1.00
		31	11.00
		32	5.00
		Total	Sum
			2037.00
			4464.00
	CHE	1	952.00
		2	254.00
		3	707.00
		4	235.00
		5	143.00
		6	51.00
		7	16.00
		Total	Sum
			2358.00
			9400.00
	CNS	1	50.00
		2	422.00
		3	43.00
		Total	Sum
			515.00
			980.00

1996/97

			STUDEN_1	TOTALS_1	
Course	ENG	1	465.00	1860.00	
Prefix		2	845.00	3380.00	
		3	383.00	1532.00	
		4	2503.00	10012.00	
		5	262.00	786.00	
		6	4929.00	14787.00	
		7	3488.00	10464.00	
		8	49.00	147.00	
		9	329.00	987.00	
		10	45.00	135.00	
		11	173.00	519.00	
		12	307.00	921.00	
		13	79.00	237.00	
		14	59.00	177.00	
		15	39.00	117.00	
		16	274.00	822.00	
		17	44.00	132.00	
		18	40.00	120.00	
		19	218.00	654.00	
		20	53.00	159.00	
		Total	Sum	14584.00	47948.00
	HC	1	291.00	1164.00	
		Total	Sum	291.00	1164.00
	LIB	1	27.00	27.00	
		2	23.00	69.00	
		3	15.00	45.00	
		4	14.00	42.00	
		5	17.00	51.00	
		6	9.00	27.00	
		7	10.00	40.00	
		Total	Sum	115.00	301.00
	MAT	1	289.00	867.00	
		2	1313.00	5252.00	
		3	113.00	339.00	
		4	3888.00	15552.00	
		5	22.00	66.00	
		6	3884.00	15536.00	
		7	265.00	1060.00	
		8	1997.00	7988.00	
		9	1006.00	3018.00	
		10	869.00	3476.00	
		11	362.00	1448.00	
		12	162.00	648.00	
		13	998.00	3992.00	
		14	409.00	1636.00	
		15	123.00	492.00	
		16	180.00	720.00	
		17	87.00	261.00	
		18	112.00	448.00	
		19	28.00	112.00	
		Total	Sum	16107.00	62911.00

1996/97

			STUDEN 1	TOTALS 1
Course	SPE	1	18.00	72.00
Prefix		2	778.00	2334.00
		3	1036.00	3108.00
		4	4.00	4.00
	Total	Sum	1836.00	5518.00
Total	Sum		37843.00	132686.00

1995/96

		STUDEN_1	TOTSCH_1		
Course	BIS	1	592.00	1184.00	
Prefix		2	263.00	526.00	
		3	45.00	90.00	
		4	67.00	134.00	
		5	285.00	855.00	
		6	9.00	18.00	
		7	69.00	276.00	
		8	48.00	192.00	
		9	19.00	76.00	
		10	19.00	76.00	
		11	19.00	76.00	
		12	111.00	333.00	
		13	18.00	72.00	
		14	24.00	96.00	
		15	47.00	47.00	
		16	92.00	92.00	
		17	23.00	23.00	
		18	91.00	91.00	
		19	77.00	77.00	
		20	60.00	60.00	
		21	51.00	51.00	
		22	5.00	20.00	
		23	1.00	1.00	
		24	4.00	16.00	
		25	12.00	36.00	
		26	21.00	84.00	
		Total	Sum	2072.00	4602.00
	CHE	1	12.00	48.00	
		2	1148.00	4592.00	
		3	311.00	1244.00	
		4	777.00	3108.00	
		5	252.00	1008.00	
		6	95.00	380.00	
		7	43.00	172.00	
		8	9.00	18.00	
		Total	Sum	2647.00	10570.00
	CNS	1	51.00	51.00	
		2	28.00	56.00	
		3	460.00	920.00	
		4	42.00	84.00	
		Total	Sum	581.00	1111.00

1995/96

		STUDEN 1	TOTSCH 1		
Course	ENG	1	510.00	2040.00	
Prefix		2	1029.00	4116.00	
		3	12.00	24.00	
		4	459.00	1836.00	
		5	2777.00	11108.00	
		6	397.00	1191.00	
		7	5328.00	15984.00	
		8	3792.00	11376.00	
		9	14.00	42.00	
		10	43.00	129.00	
		11	16.00	48.00	
		12	344.00	1032.00	
		13	35.00	105.00	
		14	141.00	423.00	
		15	318.00	954.00	
		16	61.00	183.00	
		17	86.00	258.00	
		18	37.00	111.00	
		19	27.00	81.00	
		20	1.00	3.00	
		21	1.00	3.00	
		22	308.00	924.00	
		23	44.00	132.00	
		24	55.00	165.00	
		25	276.00	828.00	
		26	58.00	174.00	
		27	3.00	9.00	
		Total	Sum	16172.00	53279.00
	IIC	1	338.00	1352.00	
		Total	Sum	338.00	1352.00
	LIB	1	23.00	23.00	
		2	24.00	72.00	
		3	18.00	54.00	
		4	15.00	45.00	
		5	13.00	39.00	
		6	28.00	84.00	
		7	7.00	14.00	
		8	2.00	8.00	
		Total	Sum	130.00	339.00

1995/96

			STUDEN 1	TOTSCH 1	
Course	MAT	1	15.00	45.00	
Prefix		2	292.00	876.00	
		3	1289.00	5156.00	
		4	148.00	444.00	
		5	3966.00	15864.00	
		6	26.00	78.00	
		7	4260.00	17040.00	
		8	312.00	1248.00	
		9	137.00	411.00	
		10	2103.00	8412.00	
		11	1011.00	3033.00	
		12	644.00	2576.00	
		13	276.00	1104.00	
		14	183.00	732.00	
		15	989.00	3956.00	
		16	377.00	1508.00	
		17	101.00	404.00	
		18	149.00	596.00	
		19	115.00	345.00	
		20	85.00	340.00	
		21	32.00	128.00	
		Total	Sum	16510.00	64296.00
	SPE	1	12.00	48.00	
		2	715.00	2145.00	
		3	44.00	132.00	
		4	1102.00	3306.00	
		5	4.00	4.00	
		Total	Sum	1877.00	5635.00
Total		Sum		40327.00	141184.00

1994/95

		STUDEN I	TOTSCH I		
Course	BIS	1	597.00	1194.00	
Prefix		2	255.00	510.00	
		3	64.00	128.00	
		4	55.00	110.00	
		5	353.00	1059.00	
		6	58.00	116.00	
		7	13.00	52.00	
		8	6.00	24.00	
		9	2.00	8.00	
		10	62.00	248.00	
		11	48.00	192.00	
		12	22.00	88.00	
		13	25.00	100.00	
		14	32.00	128.00	
		15	123.00	369.00	
		16	15.00	45.00	
		17	12.00	48.00	
		18	16.00	64.00	
		19	100.00	100.00	
		20	122.00	122.00	
		21	58.00	58.00	
		22	64.00	64.00	
		23	26.00	26.00	
		24	96.00	96.00	
		25	30.00	30.00	
		26	28.00	28.00	
		27	29.00	116.00	
		28	5.00	5.00	
		29	2.00	8.00	
		30	13.00	39.00	
		31	24.00	96.00	
		Total	Sum	2355.00	5271.00
	CHE	1	19.00	76.00	
		2	1265.00	5060.00	
		3	387.00	1548.00	
		4	730.00	2920.00	
		5	269.00	1076.00	
		6	96.00	384.00	
		7	50.00	200.00	
		8	14.00	28.00	
		Total	Sum	2830.00	11292.00
	CNS	1	51.00	51.00	
		2	12.00	24.00	
		3	583.00	1166.00	
		4	44.00	88.00	
		Total	Sum	690.00	1329.00

1994/95

		STUDEN 1	TOTSCH 1		
Course	ENG	1	665.00	2660.00	
Prefix		2	1170.00	4680.00	
		3	17.00	34.00	
		4	516.00	2064.00	
		5	3065.00	12260.00	
		6	457.00	1371.00	
		7	5550.00	16650.00	
		8	4124.00	12372.00	
		9	33.00	99.00	
		10	94.00	282.00	
		11	13.00	39.00	
		12	415.00	1245.00	
		13	21.00	63.00	
		14	185.00	555.00	
		15	359.00	1077.00	
		16	72.00	216.00	
		17	93.00	279.00	
		18	34.00	102.00	
		19	17.00	51.00	
		20	205.00	615.00	
		21	47.00	141.00	
		22	51.00	153.00	
		23	263.00	789.00	
		24	17.00	51.00	
		Total	Sum	17483.00	57848.00
	IIC	1	422.00	1688.00	
		Total	Sum	422.00	1688.00
	LIB	1	21.00	21.00	
		2	19.00	57.00	
		3	22.00	22.00	
		4	22.00	66.00	
		5	20.00	20.00	
		6	15.00	45.00	
		7	14.00	42.00	
		8	11.00	22.00	
		Total	Sum	144.00	295.00
	MAT	1	317.00	951.00	
		2	1569.00	6276.00	
		3	4121.00	16484.00	
		4	241.00	723.00	
		5	42.00	126.00	
		6	4368.00	17472.00	
		7	290.00	1160.00	
		8	1022.00	3066.00	
		9	2013.00	8052.00	
		10	999.00	2997.00	
		11	238.00	952.00	
		12	131.00	524.00	
		13	962.00	3848.00	
		14	392.00	1568.00	
		15	22.00	66.00	
		16	55.00	220.00	
		17	194.00	776.00	
		18	129.00	387.00	
		19	115.00	460.00	
		Total	Sum	17220.00	66108.00

1994/95

			STUDEN 1	TOTSCH 1
Course	SPE	1	10.00	40.00
Prefix		2	861.00	2583.00
		3	46.00	138.00
		4	1157.00	3471.00
		5	2.00	2.00
		6	2.00	2.00
		7	10.00	30.00
	Total	Sum	2088.00	6266.00
Total	Sum		43232.00	150097.00

1993/94 ✓

			STUDEN I	TOTSCH I	
Course	BIS	1	708.00	1416.00	
Prefix		2	242.00	484.00	
		3	63.00	126.00	
		4	62.00	124.00	
		5	422.00	1266.00	
		6	82.00	164.00	
		7	17.00	68.00	
		8	1.00	4.00	
		9	31.00	124.00	
		10	18.00	72.00	
		11	5.00	20.00	
		12	74.00	296.00	
		13	47.00	188.00	
		14	38.00	152.00	
		15	30.00	120.00	
		16	25.00	100.00	
		17	92.00	276.00	
		18	26.00	78.00	
		19	23.00	92.00	
		20	5.00	20.00	
		21	127.00	127.00	
		22	174.00	174.00	
		23	92.00	92.00	
		24	61.00	61.00	
		25	15.00	15.00	
		26	16.00	16.00	
		27	87.00	87.00	
		28	52.00	52.00	
		29	18.00	72.00	
		30	4.00	4.00	
		31	18.00	72.00	
		32	16.00	48.00	
		33	16.00	64.00	
		Total	Sum	2707.00	6074.00
	CHE	1	42.00	168.00	
		2	1385.00	5540.00	
		3	408.00	1632.00	
		4	777.00	3108.00	
		5	292.00	1168.00	
		6	79.00	316.00	
		7	50.00	200.00	
		8	18.00	36.00	
		Total	Sum	3051.00	12168.00
	CNS	1	48.00	48.00	
		2	22.00	44.00	
		3	555.00	1110.00	
		4	25.00	50.00	
		Total	Sum	650.00	1252.00

				STUDEN_1	TOTSCH_1
Course	ENG	1		785.00	3140.00
Prefix		2		1420.00	5680.00
		3		45.00	90.00
		4		15.00	60.00
		5		681.00	2724.00
		6		3336.00	13344.00
		7		488.00	1464.00
		8		5934.00	17802.00
		9		4407.00	13221.00
		10		14.00	42.00
		11		19.00	57.00
		12		386.00	1158.00
		13		58.00	174.00
		14		294.00	882.00
		15		393.00	1179.00
		16		75.00	225.00
		17		126.00	378.00
		18		26.00	78.00
		19		239.00	717.00
		20		54.00	162.00
		21		63.00	189.00
		22		292.00	876.00
		23		30.00	90.00
		Total	Sum	19180.00	63732.00
	IIC	1		420.00	1680.00
		Total	Sum	420.00	1680.00
	LIB	1		27.00	27.00
		2		24.00	72.00
		3		16.00	16.00
		4		16.00	48.00
		5		10.00	10.00
		6		16.00	48.00
		7		16.00	48.00
		8		12.00	24.00
		Total	Sum	137.00	293.00
	MAT	1		438.00	1314.00
		2		1816.00	7264.00
		3		4781.00	19124.00
		4		308.00	924.00
		5		92.00	276.00
		6		4416.00	17664.00
		7		376.00	1504.00
		8		1067.00	3201.00
		9		2019.00	8076.00
		10		1228.00	3684.00
		11		235.00	940.00
		12		122.00	488.00
		13		1041.00	4164.00
		14		436.00	1744.00
		15		104.00	312.00
		16		200.00	800.00
		17		143.00	429.00
		18		111.00	444.00
		Total	Sum	18933.00	72352.00

1993/94

			STUDEN 1	TOTSCH 1
Course	SPE	1	1038.00	3114.00
Prefix		2	78.00	234.00
		3	1184.00	3552.00
		4	2.00	2.00
		5	2.00	2.00
		6	16.00	48.00
	Total	Sum	2320.00	6952.00
Total	Sum		47398.00	164503.00

1992/93

92/93 ✓
and
91/92 ✓

		STUDEN_1	TOTSCH_1		
Course	BIS	1	727.00	1454.00	
Prefix		2	271.00	542.00	
		3	71.00	142.00	
		4	86.00	172.00	
		5	503.00	1509.00	
		6	73.00	146.00	
		7	47.00	188.00	
		8	12.00	48.00	
		9	10.00	40.00	
		10	31.00	124.00	
		11	19.00	76.00	
		12	14.00	56.00	
		13	92.00	368.00	
		14	17.00	68.00	
		15	56.00	224.00	
		16	29.00	116.00	
		17	12.00	48.00	
		18	18.00	72.00	
		19	142.00	426.00	
		20	61.00	183.00	
		21	190.00	190.00	
		22	293.00	293.00	
		23	138.00	138.00	
		24	141.00	141.00	
		25	48.00	48.00	
		26	175.00	175.00	
		27	85.00	85.00	
		28	47.00	47.00	
		29	22.00	88.00	
		30	11.00	44.00	
		31	3.00	3.00	
		32	8.00	32.00	
		33	22.00	66.00	
		34	13.00	52.00	
		Total	Sum	3487.00	7404.00
	CHE	1	37.00	148.00	
		2	1377.00	5508.00	
		3	387.00	1548.00	
		4	803.00	3212.00	
		5	300.00	1200.00	
		6	53.00	212.00	
		7	37.00	148.00	
		8	16.00	32.00	
		Total	Sum	3010.00	12008.00
	CNS	1	30.00	30.00	
		2	36.00	72.00	
		3	639.00	1278.00	
		4	51.00	102.00	
		Total	Sum	756.00	1482.00

				STUDEN 1	TOTSCH 1
Course	ENG	1		838.00	3352.00
Prefix		2		1458.00	5832.00
		3		93.00	186.00
		4		20.00	40.00
		5		748.00	2992.00
		6		52.00	104.00
		7		3359.00	13436.00
		8		551.00	1653.00
		9		6047.00	18141.00
		10		4352.00	13056.00
		11		375.00	1125.00
		12		20.00	60.00
		13		368.00	1104.00
		14		395.00	1185.00
		15		180.00	540.00
		16		161.00	483.00
		17		20.00	60.00
		18		17.00	51.00
		19		247.00	741.00
		20		55.00	165.00
		21		58.00	174.00
		22		256.00	768.00
		23		38.00	114.00
		24		3.00	9.00
		Total	Sum	19711.00	65371.00
	IIC	1		478.00	1912.00
		Total	Sum	478.00	1912.00
	LIB	1		27.00	27.00
		2		12.00	36.00
		3		14.00	14.00
		4		20.00	60.00
		5		16.00	16.00
		6		17.00	51.00
		7		19.00	57.00
		8		12.00	24.00
		Total	Sum	137.00	285.00
	MAT	1		520.00	1560.00
		2		2005.00	8020.00
		3		4933.00	19732.00
		4		428.00	1284.00
		5		120.00	360.00
		6		4726.00	18904.00
		7		394.00	1576.00
		8		1162.00	3486.00
		9		2146.00	8584.00
		10		1174.00	3522.00
		11		234.00	936.00
		12		132.00	528.00
		13		1062.00	4248.00
		14		423.00	1692.00
		15		126.00	378.00
		16		236.00	944.00
		17		157.00	471.00
		18		100.00	400.00
		Total	Sum	20078.00	76625.00

1992/93

			STUDEN_1	TOTSCH_1
Course	SPE	1	10.00	40.00
Prefix		2	990.00	2970.00
		3	82.00	246.00
		4	1148.00	3444.00
		5	5.00	5.00
		6	1.00	1.00
		7	14.00	42.00
	Total	Sum	2250.00	6748.00
Total	Sum		49907.00	171835.00

1991/92

			STUDEN_1	TOTSCH_1
Course	BIS	1	634.00	1268.00
Prefix		2	323.00	646.00
		3	123.00	246.00
		4	39.00	78.00
		5	463.00	1389.00
		6	233.00	466.00
		7	41.00	164.00
		8	9.00	36.00
		9	22.00	88.00
		10	24.00	96.00
		11	15.00	60.00
		12	10.00	40.00
		13	48.00	192.00
		14	17.00	68.00
		15	30.00	120.00
		16	5.00	20.00
		17	27.00	108.00
		18	15.00	60.00
		19	26.00	104.00
		20	163.00	489.00
		21	38.00	114.00
		22	200.00	200.00
		23	157.00	157.00
		24	97.00	97.00
		25	57.00	57.00
		26	19.00	19.00
		27	164.00	164.00
		28	119.00	119.00
		29	14.00	14.00
		30	20.00	80.00
		31	7.00	28.00
		32	5.00	5.00
		33	9.00	36.00
		34	30.00	90.00
		35	6.00	24.00
	Total	Sum	3209.00	6942.00

		STUDEN 1	TOTSCH 1		
Course	CHE	1	39.00	156.00	
Prefix		2	1251.00	5004.00	
		3	377.00	1508.00	
		4	686.00	2744.00	
		5	330.00	1320.00	
		6	107.00	428.00	
		7	49.00	196.00	
		8	30.00	60.00	
		Total	Sum	2869.00	11416.00
	CNS	1	30.00	30.00	
		2	623.00	1246.00	
		3	25.00	50.00	
		Total	Sum	678.00	1326.00
	ENG	1	658.00	2632.00	
		2	1311.00	5244.00	
		3	87.00	174.00	
		4	48.00	96.00	
		5	786.00	3144.00	
		6	94.00	188.00	
		7	3353.00	13412.00	
		8	571.00	1713.00	
		9	6258.00	18774.00	
		10	4490.00	13470.00	
		11	25.00	75.00	
		12	309.00	927.00	
		13	16.00	48.00	
		14	388.00	1164.00	
		15	569.00	1707.00	
		16	251.00	753.00	
		17	201.00	603.00	
		18	35.00	105.00	
		19	18.00	54.00	
		20	219.00	657.00	
		21	62.00	186.00	
		22	48.00	144.00	
		23	7.00	21.00	
		24	262.00	786.00	
		25	45.00	135.00	
		Total	Sum	20111.00	66212.00
	HC	1	436.00	1744.00	
		Total	Sum	436.00	1744.00
	LIB	1	25.00	25.00	
		2	20.00	60.00	
		3	18.00	18.00	
		4	20.00	60.00	
		5	14.00	14.00	
		6	18.00	54.00	
		7	16.00	48.00	
		8	12.00	24.00	
		Total	Sum	143.00	303.00

1991/92

			STUDEN I	TOTSCH I
Course	MAI	1	682.00	2046.00
Prefix		2	1745.00	6980.00
		3	4847.00	19388.00
		4	494.00	1482.00
		5	114.00	342.00
		6	4772.00	19088.00
		7	457.00	1828.00
		8	1181.00	3543.00
		9	2202.00	8808.00
		10	1094.00	3282.00
		11	234.00	936.00
		12	121.00	484.00
		13	1018.00	4072.00
		14	470.00	1880.00
		15	111.00	333.00
		16	179.00	716.00
		17	142.00	426.00
		18	96.00	384.00
		Total	Sum	19959.00
				76018.00
	SPE	1	23.00	92.00
		2	953.00	2859.00
		3	77.00	231.00
		4	1222.00	3666.00
		5	6.00	6.00
		6	1.00	1.00
		7	14.00	42.00
		Total	Sum	2296.00
				6897.00
Total		Sum		49701.00
				170858.00

Directed English Placement Score -- FTIACs Fall 1/10 Day, 1994

Statistics

DIRENGPL

N	Valid	3072
	Missing	1448

DIRENGPL

		Frequency	Percent	Valid Percent	Cumulative Percent
Valid	No Placement Score	178	3.9	5.8	5.8
	ENG 052	678	15.0	22.1	27.9
	ENG 131	1098	24.3	35.7	63.6
	ENG 151	1118	24.7	36.4	100.0
	Total	3072	68.0	100.0	
Missing	missing	1448	32.0		
Total		4520	100.0		

Directed English Placement Score -- FTIACs Fall 1/10 Day, 1995

Statistics

Directed English Placement

N	Valid	2984
	Missing	1249

Directed English Placement

		Frequency	Percent	Valid Percent	Cumulative Percent
Valid	No Placement Score	123	2.9	4.1	4.1
	ENG 052	620	14.6	20.8	24.9
	ENG 131	1077	25.4	36.1	61.0
	ENG 151	1164	27.5	39.0	100.0
	Total	2984	70.5	100.0	
Missing	missing	1249	29.5		
Total		4233	100.0		

Directed English Placement Score Fall 1/10, 1996

Statistics

DIRENGPL

N	Valid	2673
	Missing	1201

DIRENGPL

		Frequency	Percent	Valid Percent	Cumulative Percent
Valid	No Placement Score	145	3.7	5.4	5.4
	ENG 052	556	14.4	20.8	26.2
	ENG 131	983	25.4	36.8	63.0
	ENG 151	989	25.5	37.0	100.0
	Total	2673	69.0	100.0	
Missing	missing	1201	31.0		
Total		3874	100.0		

Directed English Placement Score Fall 1/10 Day, 1997

Statistics

DIRENGPL

N	Valid	2858
	Missing	1665

DIRENGPL

		Frequency	Percent	Valid Percent	Cumulative Percent
Valid	No Placement Score	332	7.3	11.6	11.6
	ENG 052	511	11.3	17.9	29.5
	ENG 131	945	20.9	33.1	62.6
	ENG 151	1070	23.7	37.4	100.0
	Total	2858	63.2	100.0	
Missing	missing	1665	36.8		
Total		4523	100.0		

Directed English Placement Score Fall 1/10 Day, 1998

Statistics

DIRENGPL

N	Valid	2940
	Missing	1419

DIRENGPL

		Frequency	Percent	Valid Percent	Cumulative Percent
Valid	Don't Quality for Placement	382	8.8	13.0	13.0
	ENG 105	339	7.8	11.5	24.5
	ENG 106	932	21.4	31.7	56.2
	ENG 151	1269	29.1	43.2	99.4
	ENG 152	18	.4	.6	100.0
	Total	2940	67.4	100.0	
Missing	missing	1419	32.6		
Total		4359	100.0		

Developmental Education

ACS Code

	Frequency	Percent	Valid Percent	Cumulative Percent
Valid 1.51 Traditional Classroom	15	65.2	65.2	65.2
1.53 Career Guidance	8	34.8	34.8	100.0
Total	23	100.0	100.0	

MDE OCC Taxonomy Course Number

	Frequency	Percent	Valid Percent	Cumulative Percent
Valid BIS100.0	1	4.3	4.3	4.3
BPI050.2	1	4.3	4.3	8.7
CHE095.0	1	4.3	4.3	13.0
CNS110.0	1	4.3	4.3	17.4
CNS115.0	1	4.3	4.3	21.7
CNS116.0	1	4.3	4.3	26.1
CSC109.2	1	4.3	4.3	30.4
BDU160.0	1	4.3	4.3	34.8
ENG050.0	1	4.3	4.3	39.1
ENG052.0	1	4.3	4.3	43.5
ENG054.0	1	4.3	4.3	47.8
ENG055.0	1	4.3	4.3	52.2
ENG110.0	1	4.3	4.3	56.5
→ENG120.0	1	4.3	4.3	60.9
IIC057.0	1	4.3	4.3	65.2
LIB110.0	1	4.3	4.3	69.6
→MAT101.0	1	4.3	4.3	73.9
MAT105.0	1	4.3	4.3	78.3
MAT110.0	1	4.3	4.3	82.6
MAT111.0	1	4.3	4.3	87.0
MAT114.0	1	4.3	4.3	91.3
TEM101.0	1	4.3	4.3	95.7
TEM102.0	1	4.3	4.3	100.0
Total	23	100.0	100.0	

Developmental Education

ACS Code

	Frequency	Percent	Valid Percent	Cumulative Percent
Valid 1.51 Traditional Classroom	17	56.7	56.7	56.7
1.52 Learning Labs	1	3.3	3.3	60.0
1.53 Career Guidance	12	40.0	40.0	100.0
Total	30	100.0	100.0	

MDE OCC Taxonomy Course Number

	Frequency	Percent	Valid Percent	Cumulative Percent
Valid BIS100.0	1	3.3	3.3	3.3
BPI050.1	1	3.3	3.3	6.7
BPI050.2	1	3.3	3.3	10.0
BPI736.9	1	3.3	3.3	13.3
CHE095.0	1	3.3	3.3	16.7
CNS110.0	1	3.3	3.3	20.0
CNS114.0	1	3.3	3.3	23.3
CNS115.0	1	3.3	3.3	26.7
CNS116.0	1	3.3	3.3	30.0
CSC108.0	1	3.3	3.3	33.3
GSC109.2	1	3.3	3.3	36.7
CSC420.5	1	3.3	3.3	40.0
CSC420.9	1	3.3	3.3	43.3
EDU160.0	1	3.3	3.3	46.7
ENG050.0	1	3.3	3.3	50.0
ENG052.0	1	3.3	3.3	53.3
ENG054.0	1	3.3	3.3	56.7
ENG055.0	1	3.3	3.3	60.0
ENG110.0	1	3.3	3.3	63.3
→ENG120.0	1	3.3	3.3	66.7
ENG131.0	1	3.3	3.3	70.0
ESL070.0	1	3.3	3.3	73.3
IIC057.0	1	3.3	3.3	76.7
LIB110.0	1	3.3	3.3	80.0
MAT105.0	1	3.3	3.3	83.3
MAT110.0	1	3.3	3.3	86.7
MAT111.0	1	3.3	3.3	90.0
SPE100.0	1	3.3	3.3	93.3
TEM101.0	1	3.3	3.3	96.7
TEM102.0	1	3.3	3.3	100.0
Total	30	100.0	100.0	

Developmental Education

ACS Code

		Frequency	Percent	Valid Percent	Cumulative Percent
Valid	1.51 Traditional Classroom	15	57.7	57.7	57.7
	1.53 Career Guidance	11	42.3	42.3	100.0
	Total	26	100.0	100.0	

MDE OCC Taxonomy Course Number

		Frequency	Percent	Valid Percent	Cumulative Percent
Valid	BIS 100	1	3.8	3.8	3.8
	BPI050.0	1	3.8	3.8	7.7
	BPI050.1	1	3.8	3.8	11.5
	BPI252.0	1	3.8	3.8	15.4
	CHE 095	1	3.8	3.8	19.2
	CNS 110	1	3.8	3.8	23.1
	CNS 114	1	3.8	3.8	26.9
	CNS 115	1	3.8	3.8	30.8
	CNS 116	1	3.8	3.8	34.6
	CSC420.1	1	3.8	3.8	38.5
	CSC420.9	1	3.8	3.8	42.3
	EDU 160	1	3.8	3.8	46.2
	ENG 050	1	3.8	3.8	50.0
	ENG 052	1	3.8	3.8	53.8
	ENG 054	1	3.8	3.8	57.7
	ENG 056	1	3.8	3.8	61.5
	ENG 110	1	3.8	3.8	65.4
	ENG 131	1	3.8	3.8	69.2
	ESL 070	1	3.8	3.8	73.1
	IIC 057	1	3.8	3.8	76.9
	LIB 110	1	3.8	3.8	80.8
	MAT 105	1	3.8	3.8	84.6
	MAT 110	1	3.8	3.8	88.5
	MAT 111	1	3.8	3.8	92.3
	TEM 101	1	3.8	3.8	96.2
	TEM 102	1	3.8	3.8	100.0
	Total	26	100.0	100.0	