



Degree and Credit Hour Trends Report Worksheet

Requestor: Curriculum Review Committee	Curriculum to be Reviewed: Library Technician	Due: 5/20/05
Coordinator: Jaema Berman		

Report to consist of the following:				
Degree Prefixes:	LTA.AAS	LTN.AAS		
	LBT.AAS	LTN.AAS		
Course Codes:	LIB			

Bookmarks:		
Intro Section:	<u>Program Title</u> Report for CRC	100%
	<u>Program Prefix</u> Table of Contents	100%
Degree Trends Section:	<u>Program Title</u> Degree Trends Report	100%
	<u>Program Prefix</u> Degree Trends Summary	100%
	<u>Program Prefix</u> Ten-Year Trend	100%
	<u>Program Prefix</u> Rate of Change	100%
	<u>Program Prefix</u> Three-Year Moving Mean	100%
	College-Wide Ten-Year Trend	100%
Credit Hour Trends Section:	<u>Course Title</u> Credit Hour Trends Report	100%
:	<u>Course Code</u> Credit Hour Trends Summary	100%
	<u>Course Code</u> Ten-Year Trend	100%
	<u>Course Code</u> Three-Year Moving Mean	158%
	<u>Course Code</u> Rate of Change	158%
	College-Wide Ten-Year Trend	100%

Institutional Research Report

**Library Technician
Degree and Credit Hour Trends Reports
for
Curriculum Review Committee**



**OAKLAND
COMMUNITY
COLLEGE**

TABLE OF CONTENTS

Library Technician Degree Trends Report

LBT/LTN Degree Trends Summary

LBT/LTN Ten-Year Trend

LBT/LTN Rate of Change

LBT/LTN Three-Year Moving Mean

College-Wide Ten-Year Trend

Library Technician Credit Hour Trends Report

LIB Credit Hour Trends Summary

LIB Ten-Year Trend

LIB Three-Year Moving Mean

LIB Rate of Change

College-Wide Ten-Year Trend



OAKLAND
COMMUNITY
COLLEGE

Degree Trends Report
Library Technician
LBT
2003-04

Prepared by:
Oakland Community College
Office of Institutional Research
April 13, 2005

**Oakland Community College
Degree Trends Report
Library Technician (LBT)
1994-95 through 2003-04**

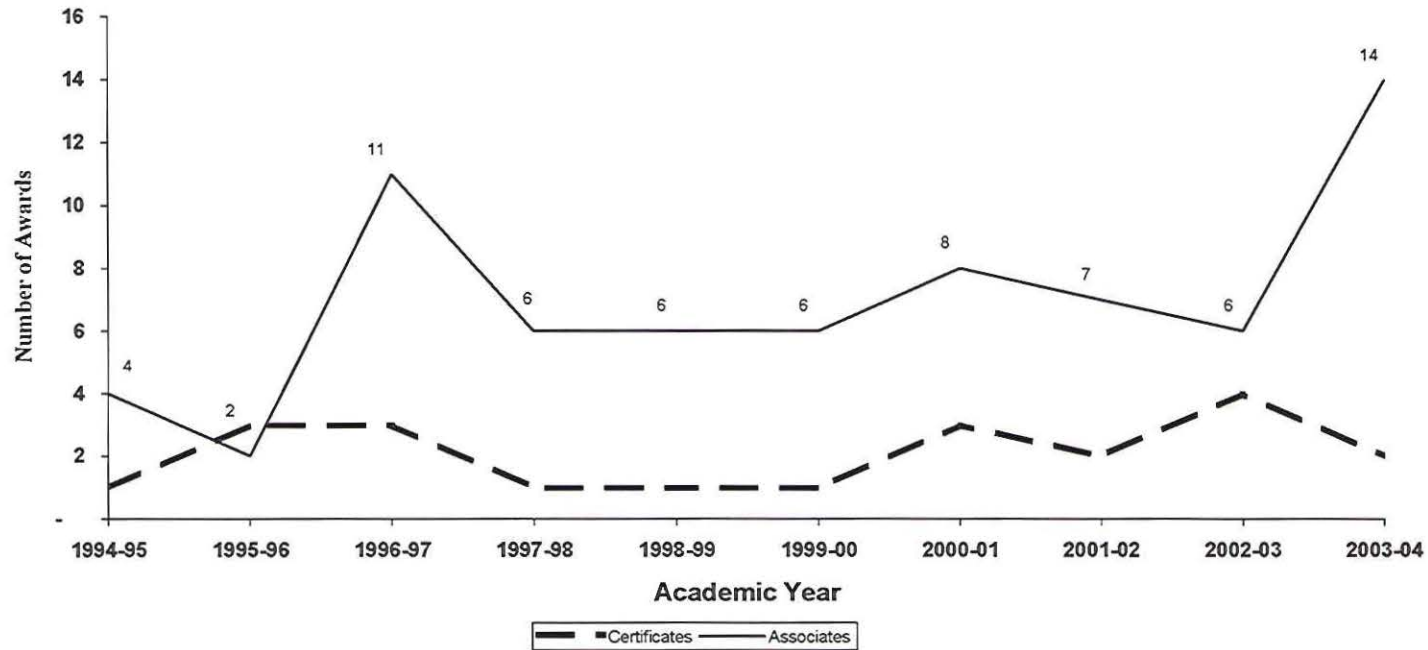
The Degree Trends Report is developed by the Office of Institutional Research based on data compiled from official college records which are submitted to the State of Michigan for the IPEDS (Integrated Post-Secondary Education System) Annual Degrees Conferred Report. The Degree Trends Report examines trends of OCC degrees, based on specific programs. The standard format offers information about certificates and associate degrees awarded. In the event that a given program offers only a certificate or an associate degree, information describing the other type of award will not be shown.

Trends over a specified period of time are illustrated by the following graphs for Library Technician (LBT)

- Ten-year trend showing the annual awards conferred in Library Technician
- Rate of change in annual awards conferred in Library Technician
- The three-year Moving Mean for annual awards conferred in Library Technician
- Ten-year trend in awards conferred collegewide.

Questions regarding this report can be forwarded to the Office of Institutional Research at (248) 341-2123.

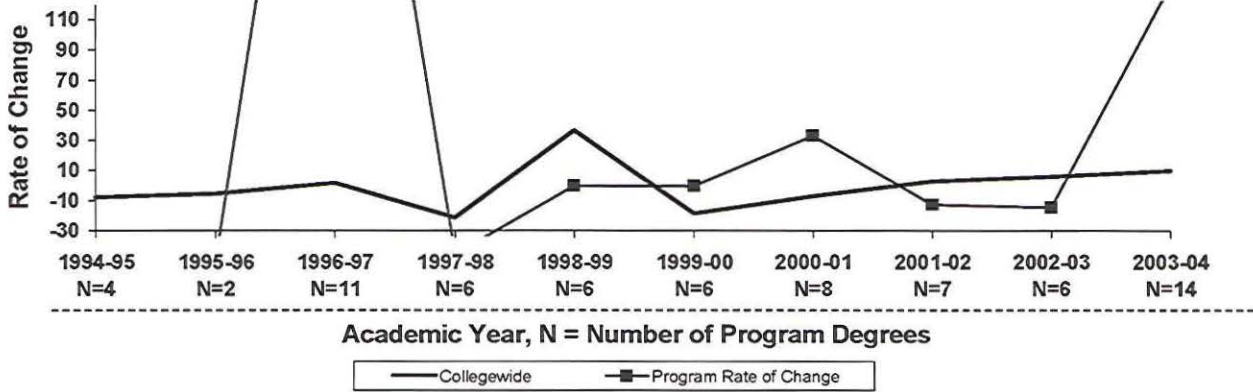
**Oakland Community College
Associate Degrees and Certificates Awarded
Library Technician
1994-95 through 2003-04**



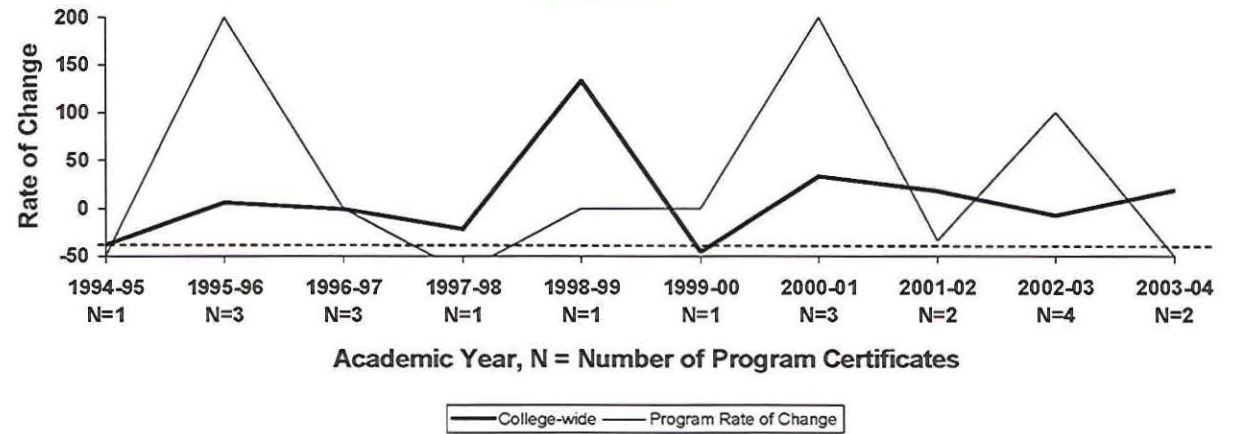
<u>Academic Yr.</u>	<u>Certificates</u>	<u>Associates</u>
1994-95	1	4
1995-96	3	2
1996-97	3	11
1997-98	1	6
1998-99	1	6
1999-00	1	6
2000-01	3	8
2001-02	2	7
2002-03	4	6
2003-04	2	14

**Oakland Community College
Rate of Change in Annual Awards
College-Wide
1994-95 through 2003-04**

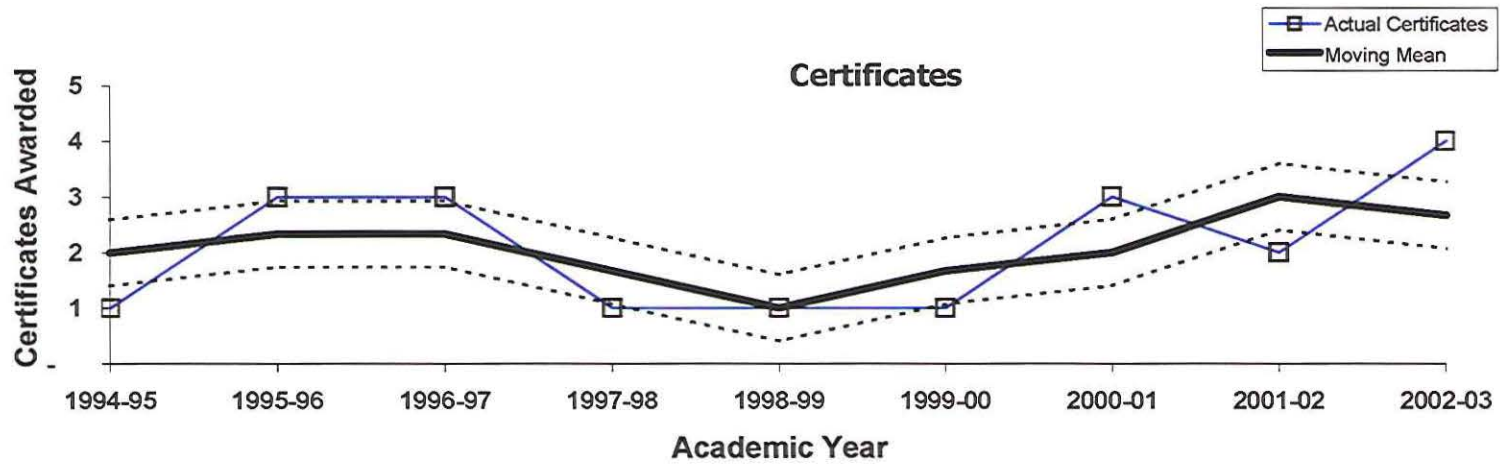
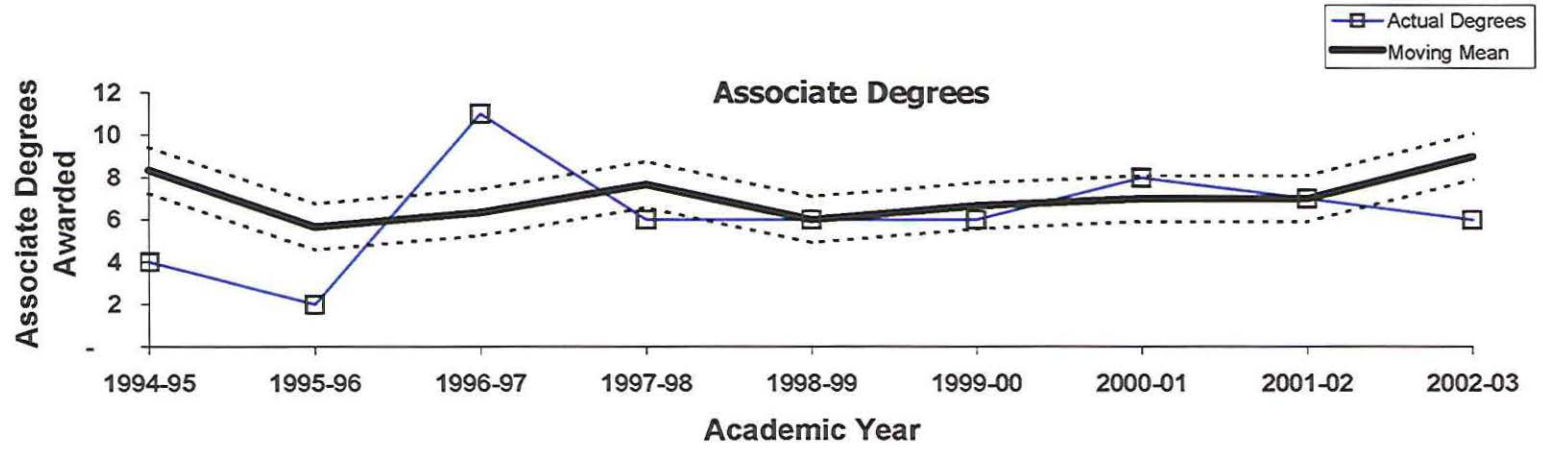
Associate Degrees



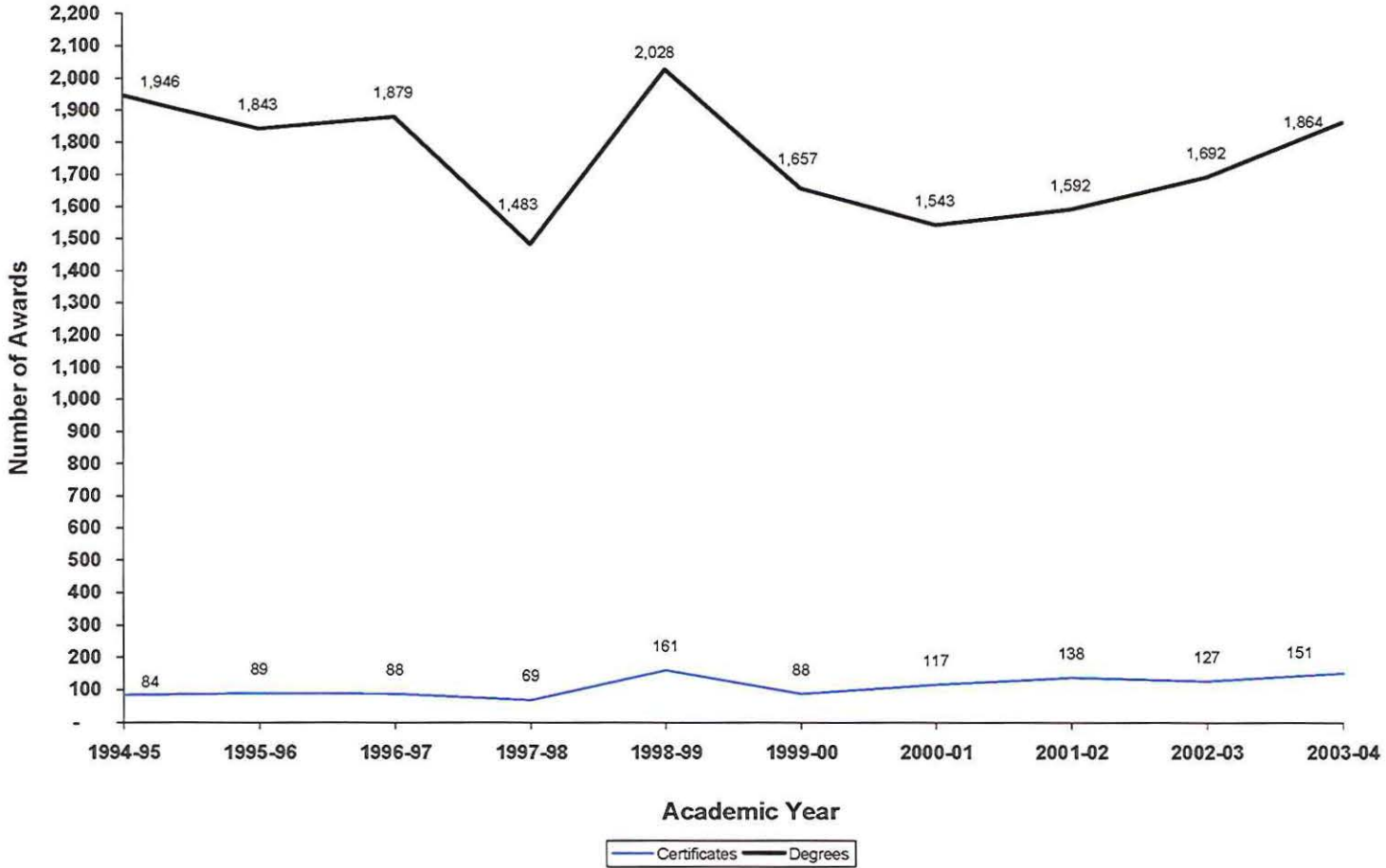
Certificates



**Oakland Community College
Three Year Moving Mean in Annual Awards
Library Technician
1994-95 through 2002-03**



**Oakland Community College
Associate Degrees and Certificates Awarded
College-Wide
1994-95 through 2003-04**





OAKLAND
COMMUNITY
COLLEGE

**Credit Hour Trends Report
Library Tech
LIB
2003-04**

**Prepared by:
Oakland Community College
Office of Institutional Research
April 13, 2005**

**Oakland Community College
Credit Hour Trends Report
Library Tech
1994-95 through 2003-04**

Each year the Office of Institutional Research prepares the Credit Hour Trends Report, based on data submitted to the State of Michigan in the annual ACS-6 (Activities Classification Structure) process. This report is based on each course section's official count date (1/10th Day). The Credit Hour Trends Report examines annual (July 1 - June 30) enrollment trends of OCC disciplines, based on course prefix codes.

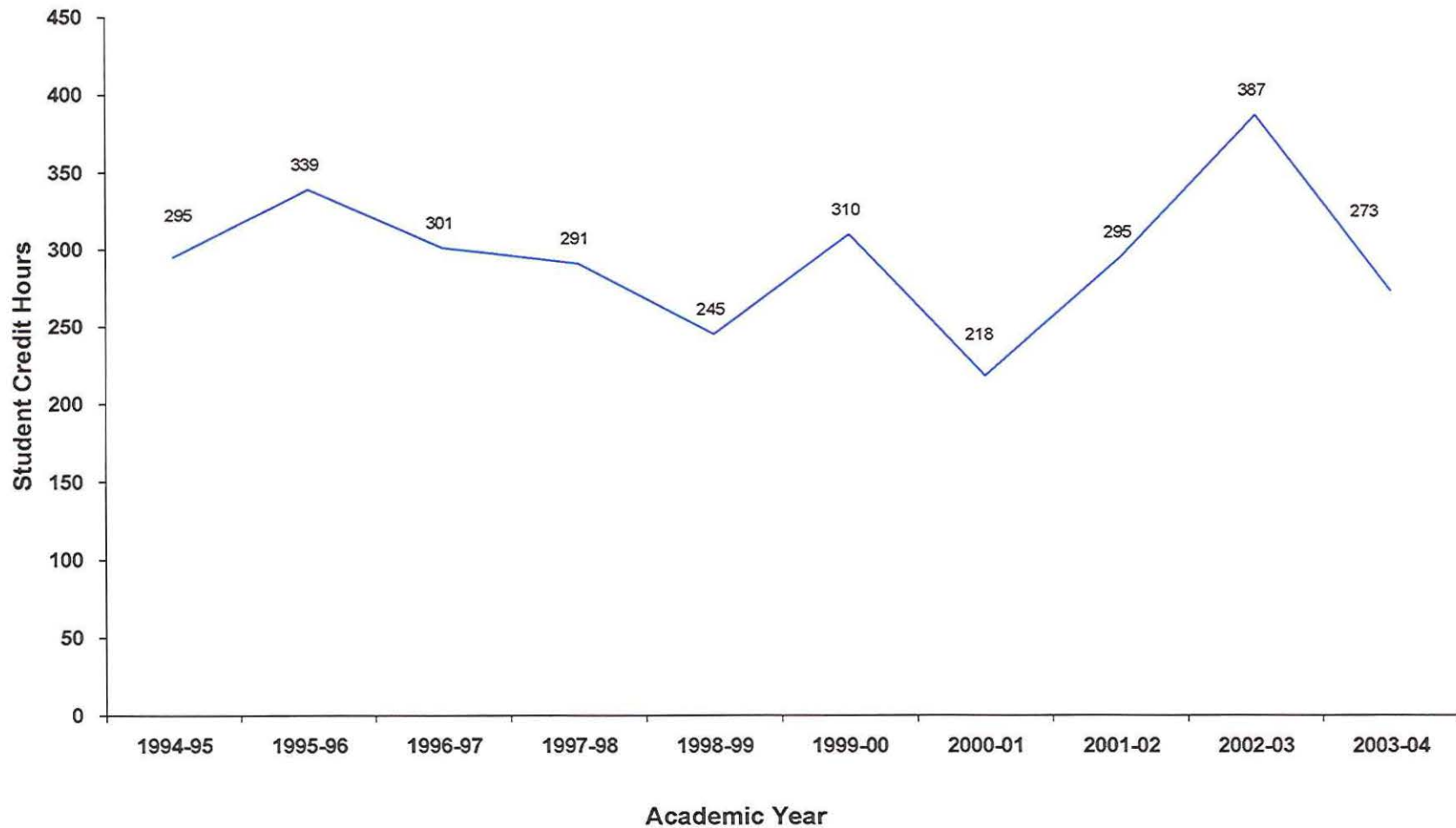
Trends over a specified period of time are illustrated by the following graphs for Library Tech.

- Graph depicting ten-year trend in student credit hours generated by Library Tech
- Graphs depicting three-year moving mean and rate of change in student credit hours for Library Tech.
- Ten-year trend in annual credit hours generated Collegewide.

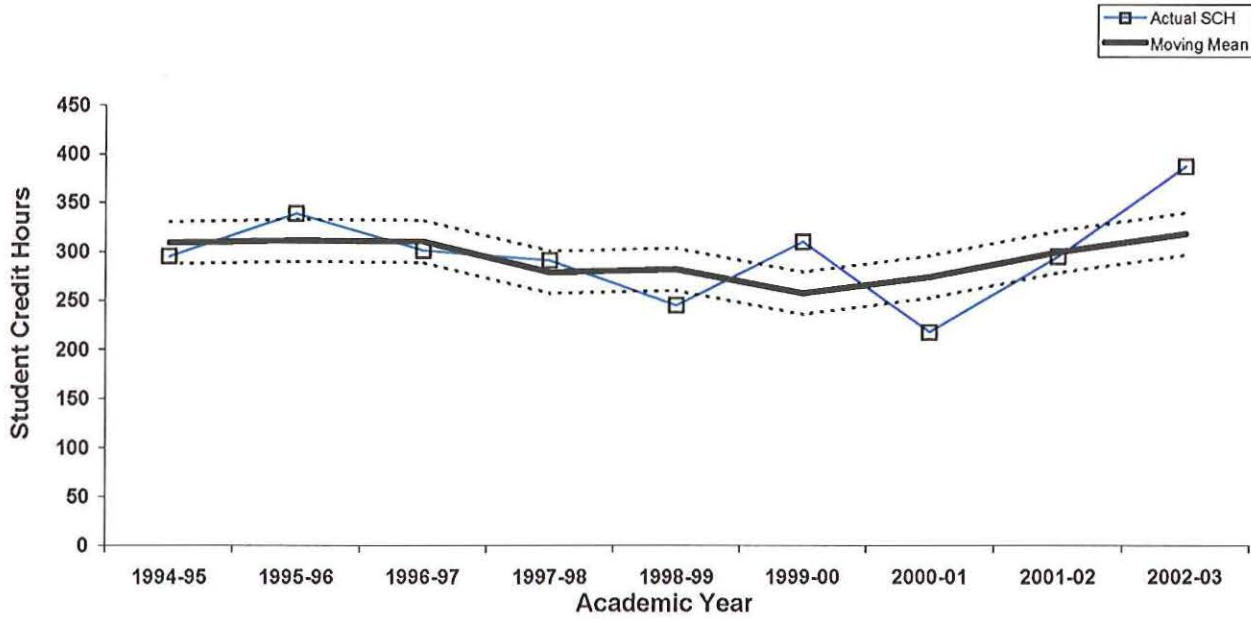
Questions regarding this report can be forwarded to the Office of Institutional Research at (248) 341-2123.

**Oakland Community College
Ten-Year Trend in Student Credit Hours
Library Tech
1994-95 through 2003-04**

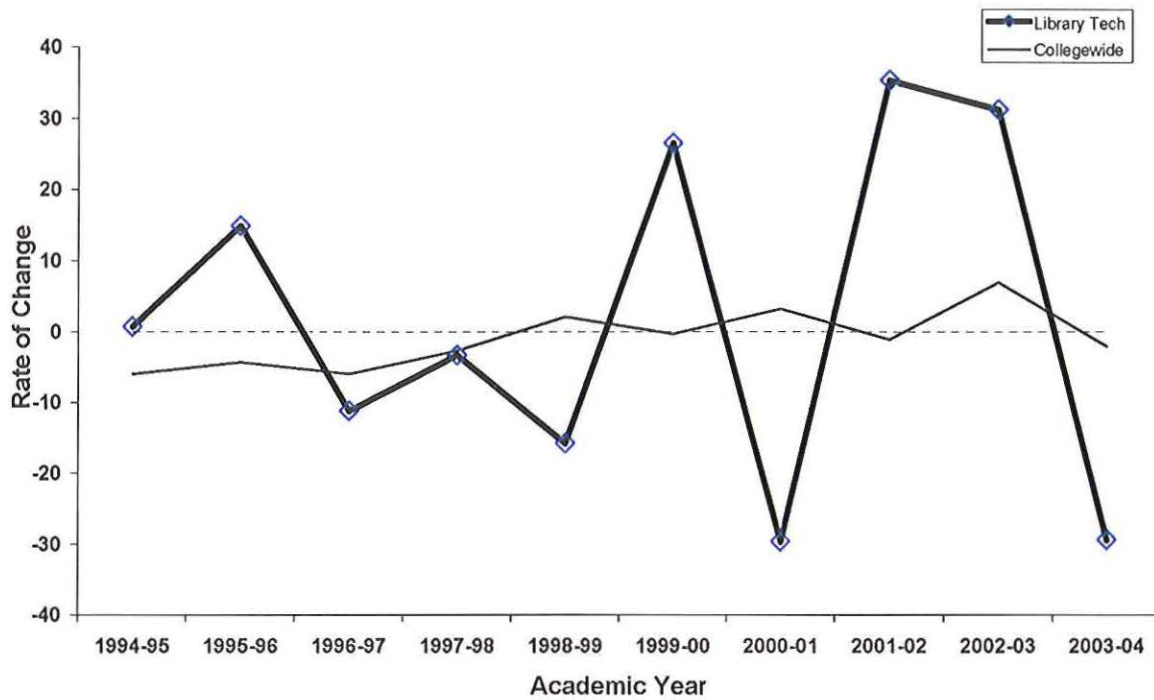
	1994-95 SCH	1995-96 SCH	1996-97 SCH	1997-98 SCH	1998-99 SCH	1999-00 SCH	2000-01 SCH	2001-02 SCH	2002-03 SCH	2003-04 SCH	5-Year % Change	10-Year % Change
Library Tech	295	339	301	291	245	310	218	295	387	273	-11.9	-7.5
College Wide Totals	471,593	451,159	443,471	431,521	440,448	438,997	453,054	447,928	478,827	468,777	6.8	-0.6



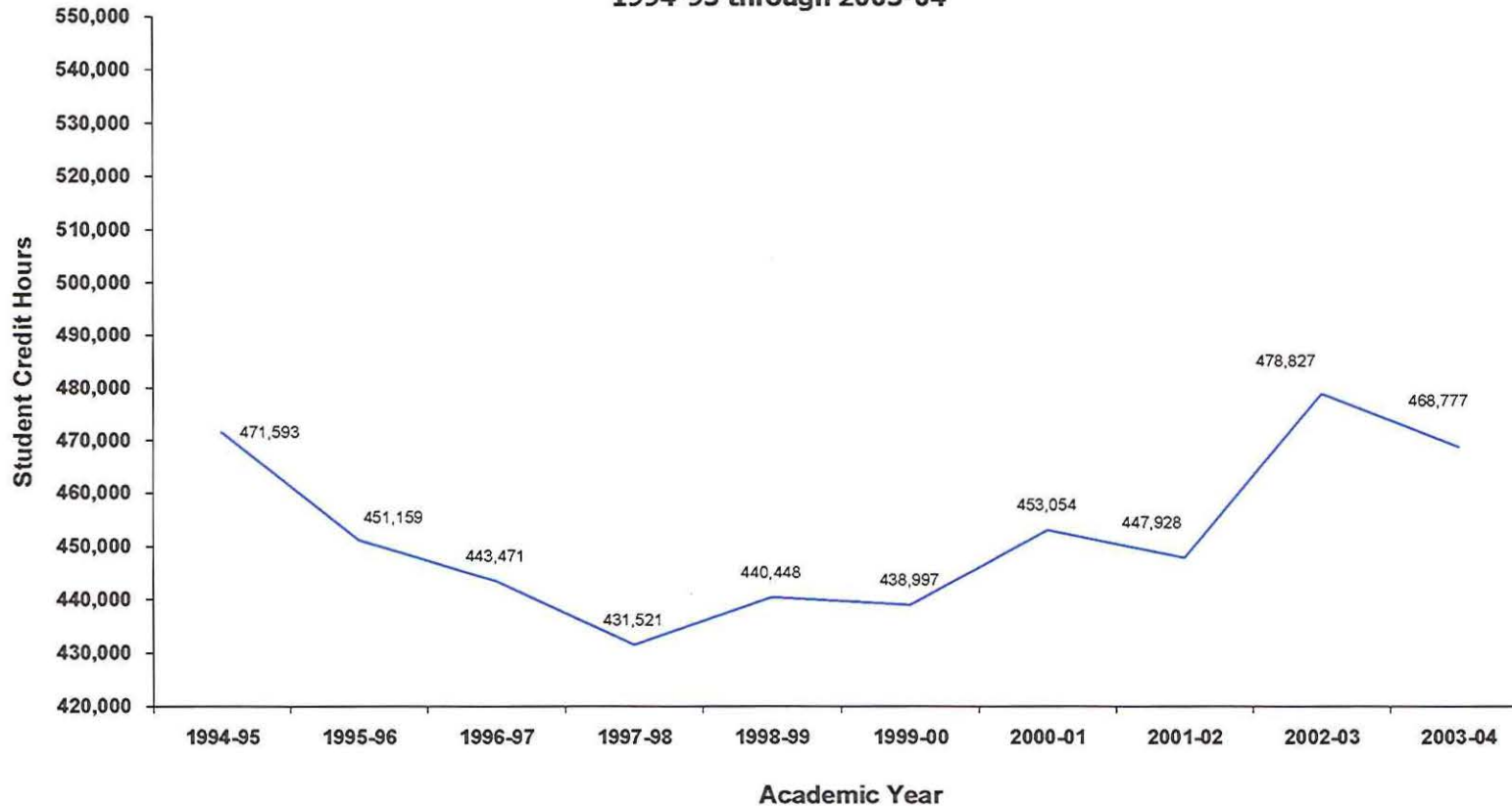
Oakland Community College
 Three-Year Moving Mean
 Library Tech
 1994-95 through 2002-03



Rate of Change in Student Credit Hours 1994-95 through 2003-04



**Oakland Community College
Ten-Year Trend in Student Credit Hours
College-Wide
1994-95 through 2003-04**



1994-95	1995-96	1996-97	1997-98	1998-99	1999-00	2000-01	2001-02	2002-03	2003-04
471,593	451,159	443,471	431,521	440,448	438,997	453,054	447,928	478,827	468,777