

**Project Summary:**  
**Library Technology Student/Program Profile**

<b>ID:</b>	764	<b>IR Category:</b>	Internal Reporting
<b>Requester</b>	Berman, Jaema	<b>Project Type:</b>	Ad Hoc
<b>Date Requested</b>	28-Apr-99	<b>Status:</b>	Active
<b>Expected Completion</b>	15-May-99	<b>Assigned To:</b>	Orlowski, M.
<b>Actual Completion:</b>			

**Description:** Prepare a profile of the Library Technology program in terms of graduates, current students as well as historical enrollment and degrees/certificates. Information has been requested by the new program coordinator in an effort to better understand the status and history of the program.

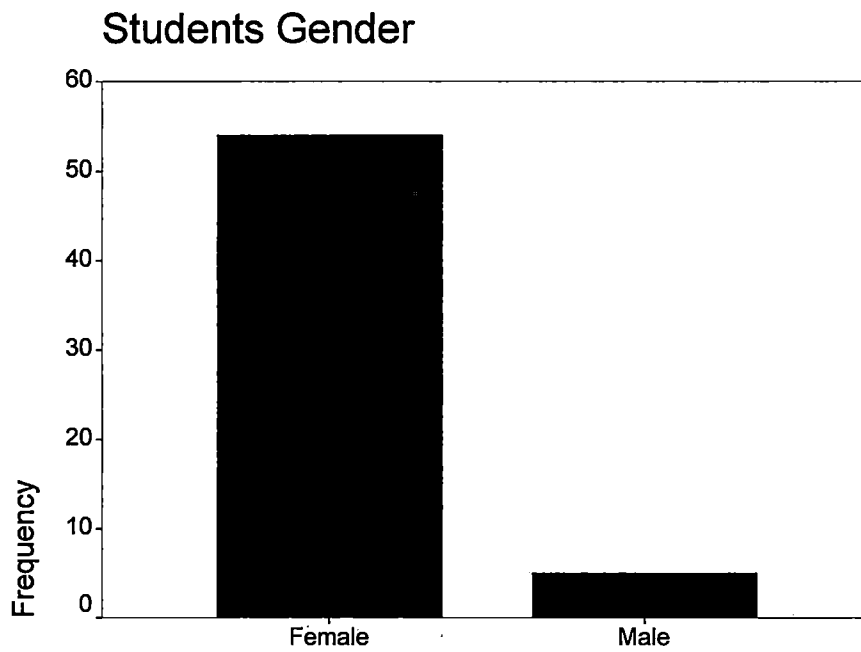
**Methodology:** Credit hours trends report, graduate follow-up and Fall 1998 1/10 day data.

**Major Findings:**

# Oakland Community College Library Technology Program Student Profile (Fall 1998)

**Students Gender**

		Frequency	Percent	Valid Percent	Cumulative Percent
Valid	Female	54	91.5	91.5	91.5
	Male	5	8.5	8.5	100.0
Total		59	100.0	100.0	

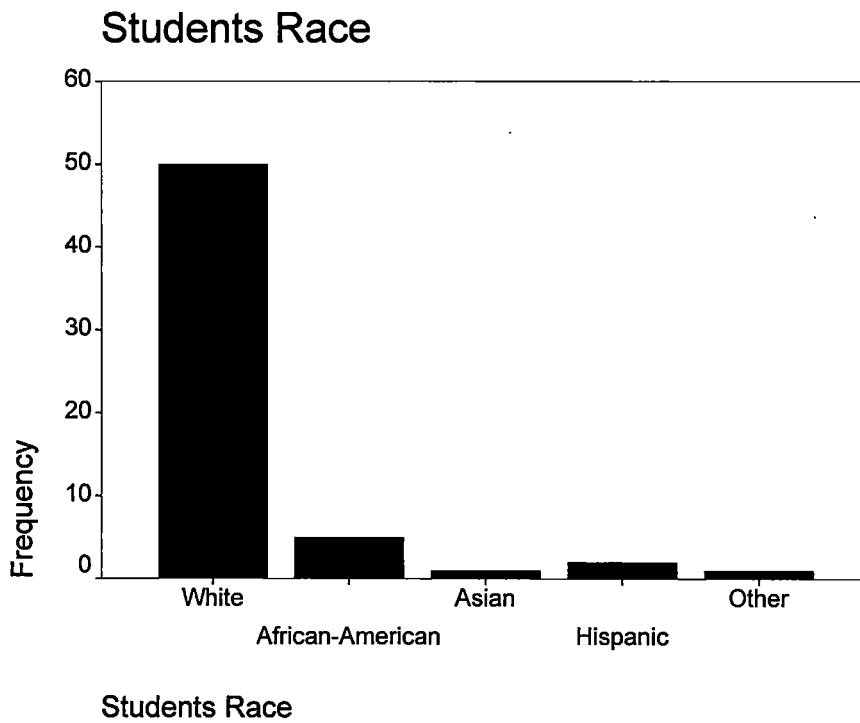


Students Gender

# Oakland Community College Library Technology Program Student Profile (Fall 1998)

## Students Race

	Frequency	Percent	Valid Percent	Cumulative Percent
Valid White	50	84.7	84.7	84.7
African-American	5	8.5	8.5	93.2
Asian	1	1.7	1.7	94.9
Hispanic	2	3.4	3.4	98.3
Other	1	1.7	1.7	100.0
Total	59	100.0	100.0	



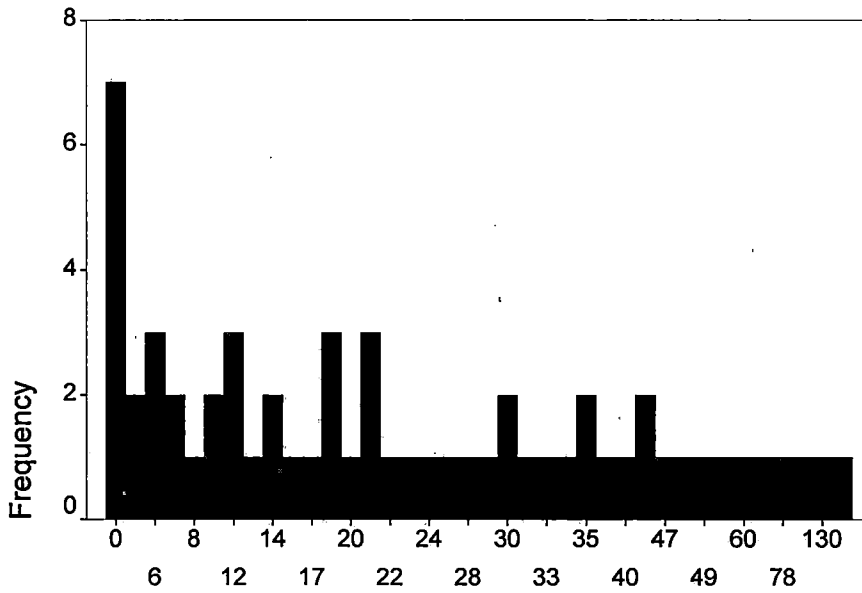
## Oakland Community College Library Technology Program Student Profile (Fall 1998)

### Total Credits Earned at OCC

	Frequency	Percent	Valid Percent	Cumulative Percent
Valid 0	7	11.9	11.9	11.9
4	2	3.4	3.4	15.3
6	3	5.1	5.1	20.3
7	2	3.4	3.4	23.7
8	1	1.7	1.7	25.4
9	2	3.4	3.4	28.8
12	3	5.1	5.1	33.9
13	1	1.7	1.7	35.6
14	2	3.4	3.4	39.0
16	1	1.7	1.7	40.7
17	1	1.7	1.7	42.4
19	3	5.1	5.1	47.5
20	1	1.7	1.7	49.2
21	3	5.1	5.1	54.2
22	1	1.7	1.7	55.9
23	1	1.7	1.7	57.6
24	1	1.7	1.7	59.3
26	1	1.7	1.7	61.0
28	1	1.7	1.7	62.7
29	1	1.7	1.7	64.4
30	2	3.4	3.4	67.8
32	1	1.7	1.7	69.5
33	1	1.7	1.7	71.2
34	1	1.7	1.7	72.9
35	2	3.4	3.4	76.3
39	1	1.7	1.7	78.0
40	1	1.7	1.7	79.7
46	2	3.4	3.4	83.1
47	1	1.7	1.7	84.7
48	1	1.7	1.7	86.4
49	1	1.7	1.7	88.1
50	1	1.7	1.7	89.8
60	1	1.7	1.7	91.5
76	1	1.7	1.7	93.2
78	1	1.7	1.7	94.9
79	1	1.7	1.7	96.6
130	1	1.7	1.7	98.3
135	1	1.7	1.7	100.0
Total	59	100.0	100.0	

Oakland Community College  
Library Technology Program  
Student Profile (Fall 1998)

Total Credits Earned at OCC



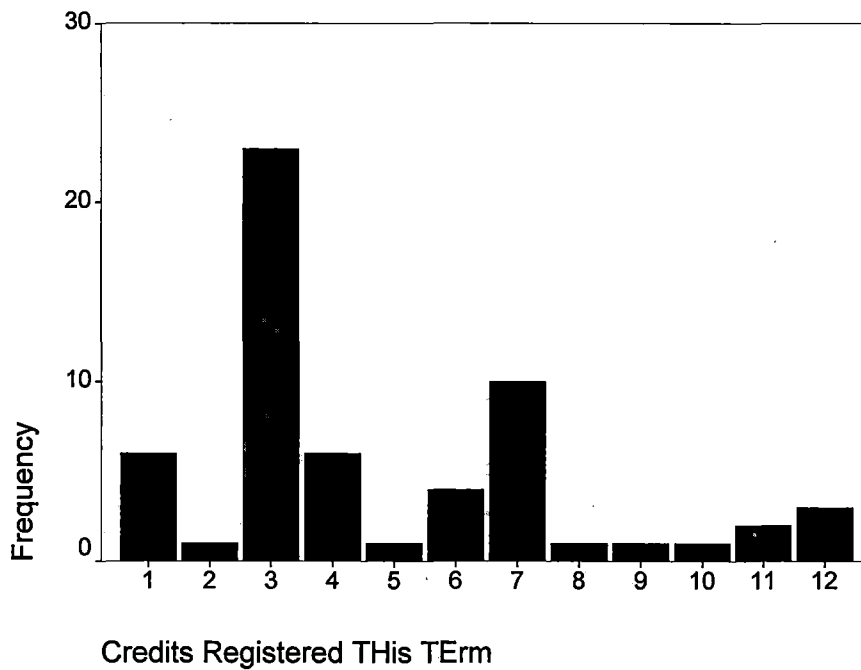
Total Credits Earned at OCC

# Oakland Community College Library Technology Program Student Profile (Fall 1998)

## Credits Registered THis TErm

	Frequency	Percent	Valid Percent	Cumulative Percent
Valid 1	6	10.2	10.2	10.2
2	1	1.7	1.7	11.9
3	23	39.0	39.0	50.8
4	6	10.2	10.2	61.0
5	1	1.7	1.7	62.7
6	4	6.8	6.8	69.5
7	10	16.9	16.9	86.4
8	1	1.7	1.7	88.1
9	1	1.7	1.7	89.8
10	1	1.7	1.7	91.5
11	2	3.4	3.4	94.9
12	3	5.1	5.1	100.0
Total	59	100.0	100.0	

## Credits Registered THis TErm

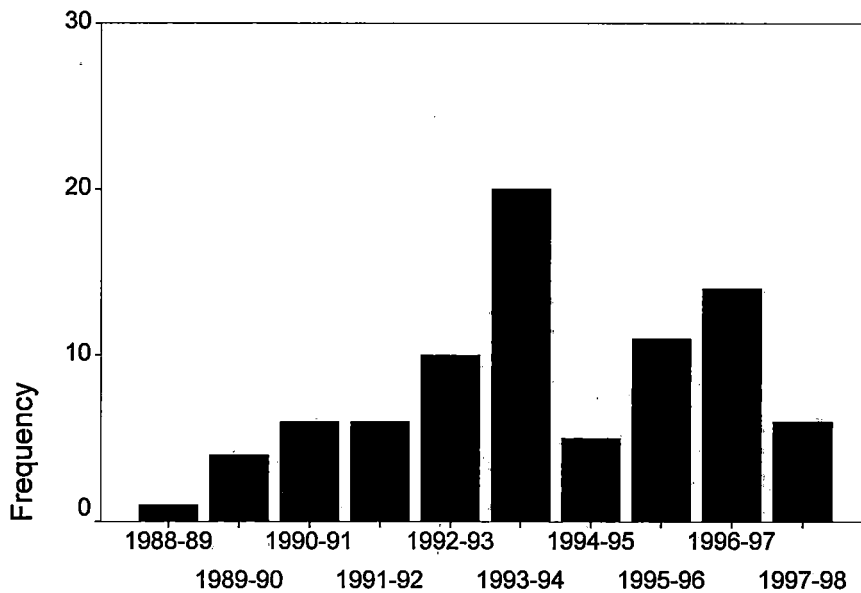


# Oakland Community College Library Technology Program Report on Graduates (1988-89 through 1997-98\*)

**Date of Graduation**

	Frequency	Percent	Valid Percent	Cumulative Percent
Valid 1988-89	1	1.2	1.2	1.2
1989-90	4	4.8	4.8	6.0
1990-91	6	7.2	7.2	13.3
1991-92	6	7.2	7.2	20.5
1992-93	10	12.0	12.0	32.5
1993-94	20	24.1	24.1	56.6
1994-95	5	6.0	6.0	62.7
1995-96	11	13.3	13.3	75.9
1996-97	14	16.9	16.9	92.8
1997-98	6	7.2	7.2	100.0
Total	83	100.0	100.0	

**Date of Graduation**



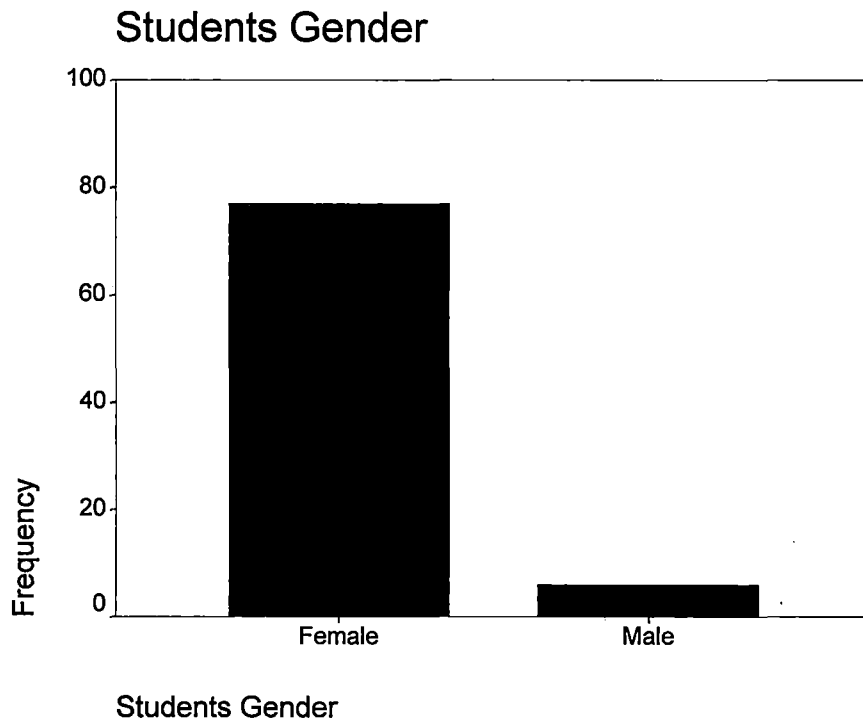
**Date of Graduation**

\* Does not include June 1998 Graduates.

**Oakland Community College  
Library Technology Program  
Report on Graduates (1988-89 through 1997-98\*)**

**Students Gender**

	Frequency	Percent	Valid Percent	Cumulative Percent
Valid Female	77	92.8	92.8	92.8
Male	6	7.2	7.2	100.0
Total	83	100.0	100.0	



\* Does not include June 1998 Graduates.

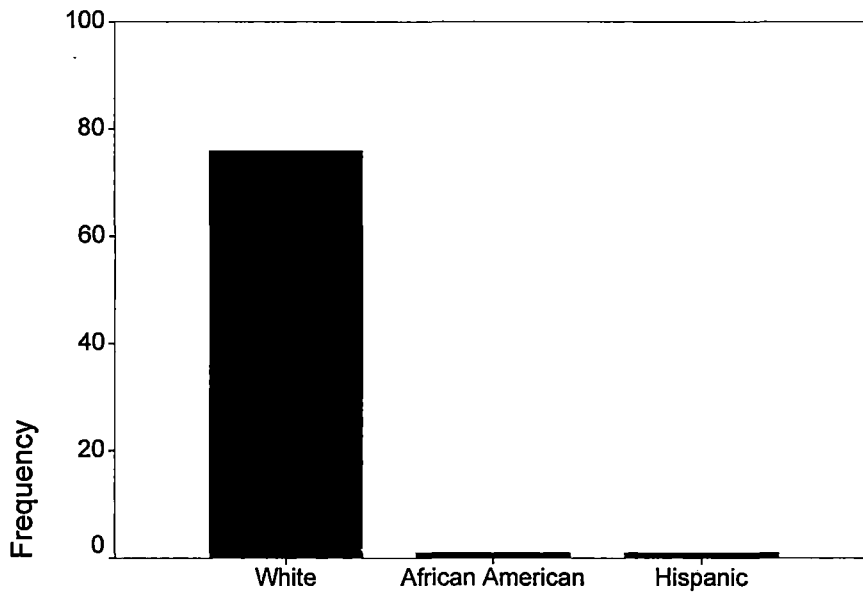


**Oakland Community College  
Library Technology Program  
Report on Graduates (1988-89 through 1997-98\*)**

**Students Race**

		Frequency	Percent	Valid Percent	Cumulative Percent
Valid	White	76	91.6	97.4	97.4
	African American	1	1.2	1.3	98.7
	Hispanic	1	1.2	1.3	100.0
	Total	78	94.0	100.0	
Missing	Missing	5	6.0		
Total		83	100.0		

**Students Race**



**Students Race**

\* Does not include June 1998 Graduates.

Source: OCC, Office of Institutional Research (GFS, May 1999)

**Oakland Community College  
Library Technology Program  
Report on Graduates (1988-89 through 1997-98\*)**

**Students Age on Day of Graduation**

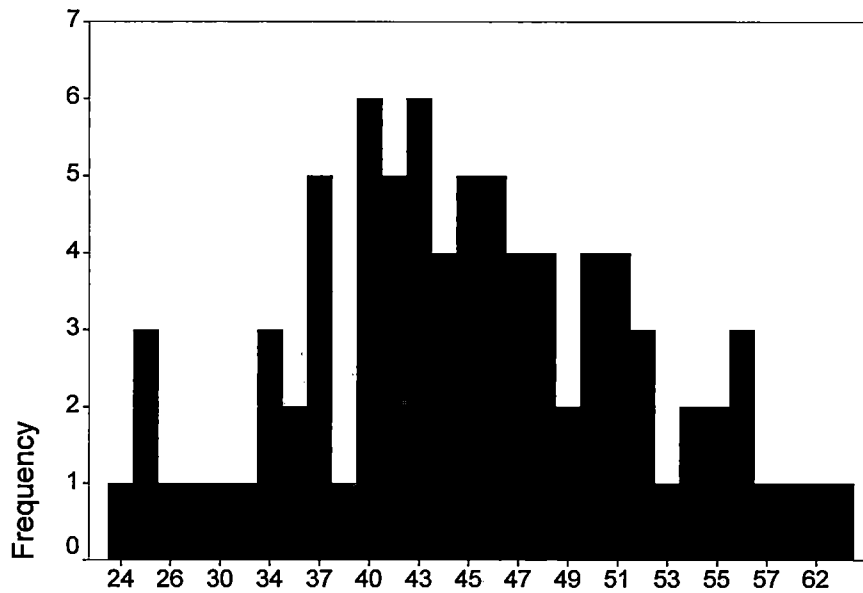
	Frequency	Percent	Valid Percent	Cumulative Percent
Valid 24	1	1.2	1.2	1.2
25	3	3.6	3.6	4.8
26	1	1.2	1.2	6.0
28	1	1.2	1.2	7.2
30	1	1.2	1.2	8.4
31	1	1.2	1.2	9.6
34	3	3.6	3.6	13.3
36	2	2.4	2.4	15.7
37	5	6.0	6.0	21.7
39	1	1.2	1.2	22.9
40	6	7.2	7.2	30.1
42	5	6.0	6.0	36.1
43	6	7.2	7.2	43.4
44	4	4.8	4.8	48.2
45	5	6.0	6.0	54.2
46	5	6.0	6.0	60.2
47	4	4.8	4.8	65.1
48	4	4.8	4.8	69.9
49	2	2.4	2.4	72.3
50	4	4.8	4.8	77.1
51	4	4.8	4.8	81.9
52	3	3.6	3.6	85.5
53	1	1.2	1.2	86.7
54	2	2.4	2.4	89.2
55	2	2.4	2.4	91.6
56	3	3.6	3.6	95.2
57	1	1.2	1.2	96.4
58	1	1.2	1.2	97.6
62	1	1.2	1.2	98.8
64	1	1.2	1.2	100.0
Total	83	100.0	100.0	

\* Does not include June 1998 Graduates.

Source: OCC, Office of Institutional Research (GFS, May 1999)

**Oakland Community College  
Library Technology Program  
Report on Graduates (1988-89 through 1997-98\*)**

**Students Age on Day of Graduation**



**Students Age on Day of Graduation**

\* Does not include June 1998 Graduates.

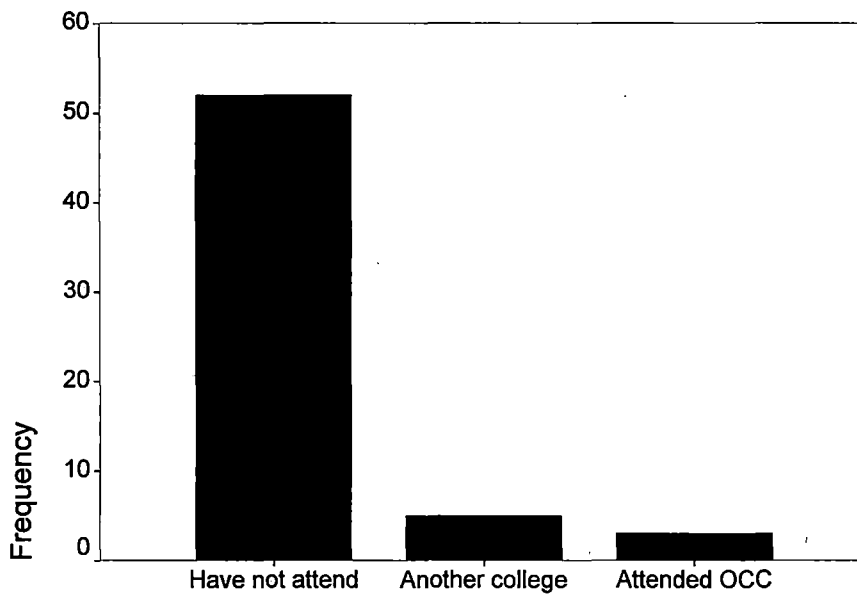
Source: OCC, Office of Institutional Research (GFS, May 1999)

# Oakland Community College Library Technology Program Report on Graduates (1988-89 through 1997-98\*)

## Attended College Since Graduating From OCC?

		Frequency	Percent	Valid Percent	Cumulative Percent
Valid	Have not attend	52	62.7	86.7	86.7
	Another college	5	6.0	8.3	95.0
	Attended OCC	3	3.6	5.0	100.0
	Total	60	72.3	100.0	
Missing	Missing	23	27.7		
	Total	83	100.0		

## Attended College Since Graduating From O



## Attended College Since Graduating From OCC?

\* Does not include June 1998 Graduates.

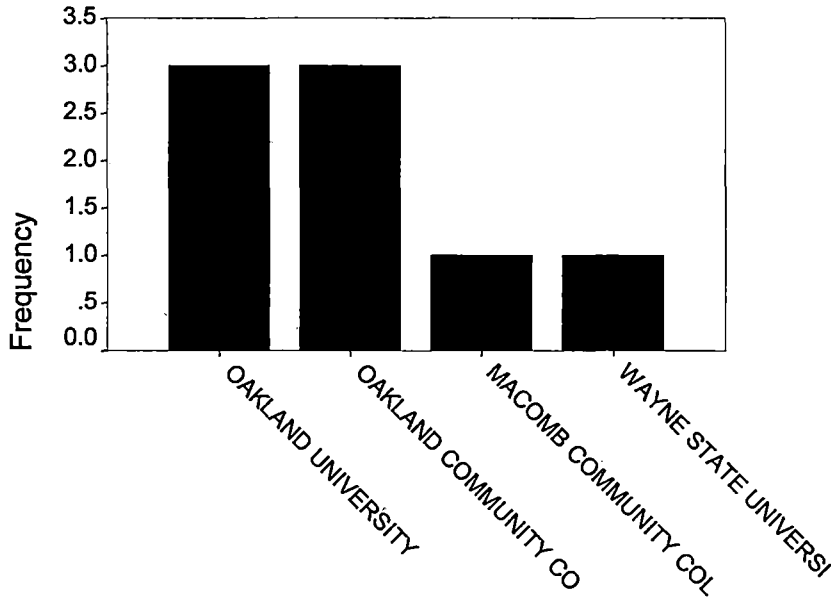
Source: OCC, Office of Institutional Research (GFS, May 1999)

# Oakland Community College Library Technology Program Report on Graduates (1988-89 through 1997-98\*)

Name of College Attended

		Frequency	Percent	Valid Percent	Cumulative Percent
Valid	OAKLAND UNIVERSITY	3	3.6	37.5	37.5
	OAKLAND COMMUNITY COLLEGE-AUBURN HILLS CAMPUS	3	3.6	37.5	75.0
	MACOMB COMMUNITY COLLEGE	1	1.2	12.5	87.5
	WAYNE STATE UNIVERSITY	1	1.2	12.5	100.0
	Total	8	9.6	100.0	
Missing	Does not apply	52	62.7		
	Missing	23	27.7		
	Total	75	90.4		
Total		83	100.0		

Name of College Attended



Name of College Attended

\* Does not include June 1998 Graduates.

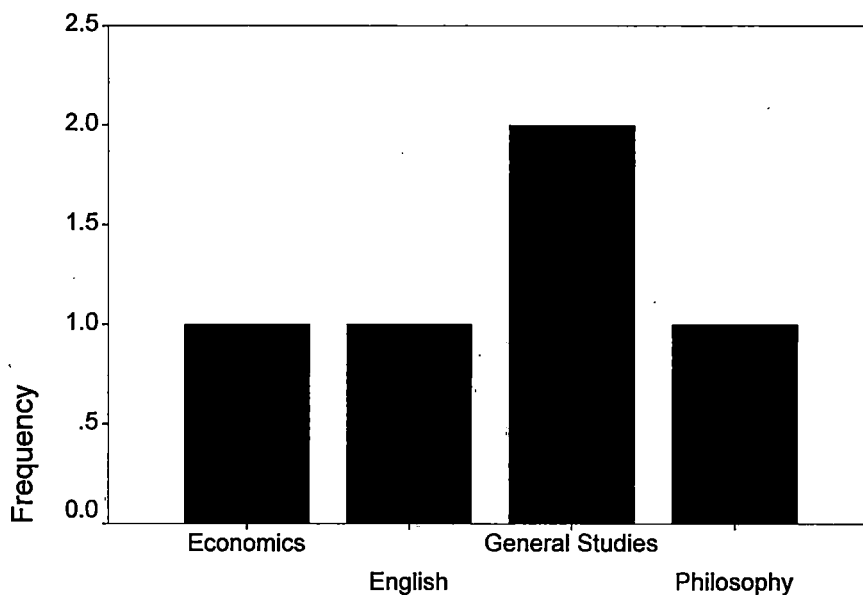
Source: OCC, Office of Institutional Research (GFS, May 1999)

# Oakland Community College Library Technology Program Report on Graduates (1988-89 through 1997-98\*)

## Program of Study After OCC

		Frequency	Percent	Valid Percent	Cumulative Percent
Valid	Economics	1	1.2	20.0	20.0
	English	1	1.2	20.0	40.0
	General Studies	2	2.4	40.0	80.0
	Philosophy	1	1.2	20.0	100.0
	Total	5	6.0	100.0	
Missing	Does not apply	52	62.7		
	Missing	26	31.3		
	Total	78	94.0		
Total		83	100.0		

## Program of Study After OCC



## Program of Study After OCC

\* Does not include June 1998 Graduates.

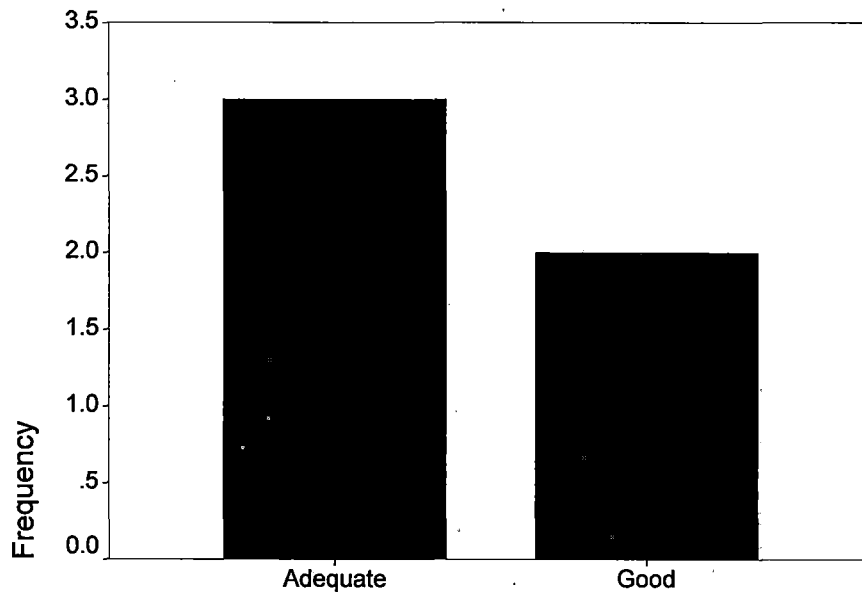
Source: OCC, Office of Institutional Research (GFS, May 1999)

# Oakland Community College Library Technology Program Report on Graduates (1988-89 through 1997-98\*)

## Academic Preparation to Continue Education

		Frequency	Percent	Valid Percent	Cumulative Percent
Valid	Adequate	3	3.6	60.0	60.0
	Good	2	2.4	40.0	100.0
	Total	5	6.0	100.0	
Missing	Does not apply	52	62.7		
	Missing	26	31.3		
	Total	78	94.0		
Total		83	100.0		

## Academic Preparation to Continue Educati



## Academic Preparation to Continue Education

\* Does not include June 1998 Graduates.

Source: OCC, Office of Institutional Research (GFS, May 1999)

# Oakland Community College Library Technology Program Report on Graduates (1988-89 through 1997-98\*)

## Current Employment Status

		Frequency	Percent	Valid Percent	Cumulative Percent
Valid	Self Employed	2	2.4	3.4	3.4
	Full-Time	29	34.9	49.2	52.5
	Part-Time	21	25.3	35.6	88.1
	Unemployed	3	3.6	5.1	93.2
	Out of Labor Force	4	4.8	6.8	100.0
	Total	59	71.1	100.0	
Missing	Missing	24	28.9		
Total		83	100.0		

## Current Employment Status



## Current Employment Status

\* Does not include June 1998 Graduates.

Source: OCC, Office of Institutional Research (GFS, May 1999)

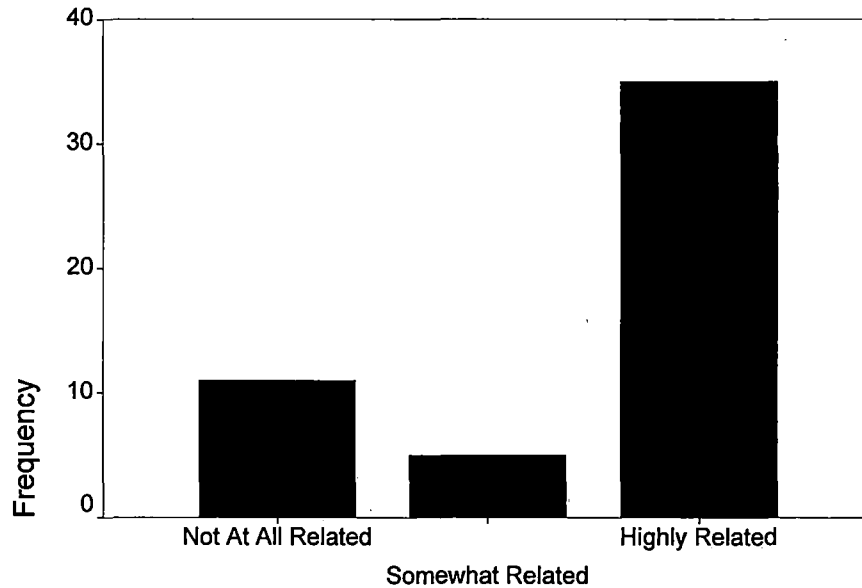


# Oakland Community College Library Technology Program Report on Graduates (1988-89 through 1997-98\*)

## Job Related to Program of Study at OCC

		Frequency	Percent	Valid Percent	Cumulative Percent
Valid	Not At All Related	11	13.3	21.6	21.6
	Somewhat Related	5	6.0	9.8	31.4
	Highly Related	35	42.2	68.6	100.0
	Total	51	61.4	100.0	
Missing	Does not apply	7	8.4		
	Missing	25	30.1		
	Total	32	38.6		
Total		83	100.0		

## Job Related to Program of Study at OCC



## Job Related to Program of Study at OCC

\* Does not include June 1998 Graduates.

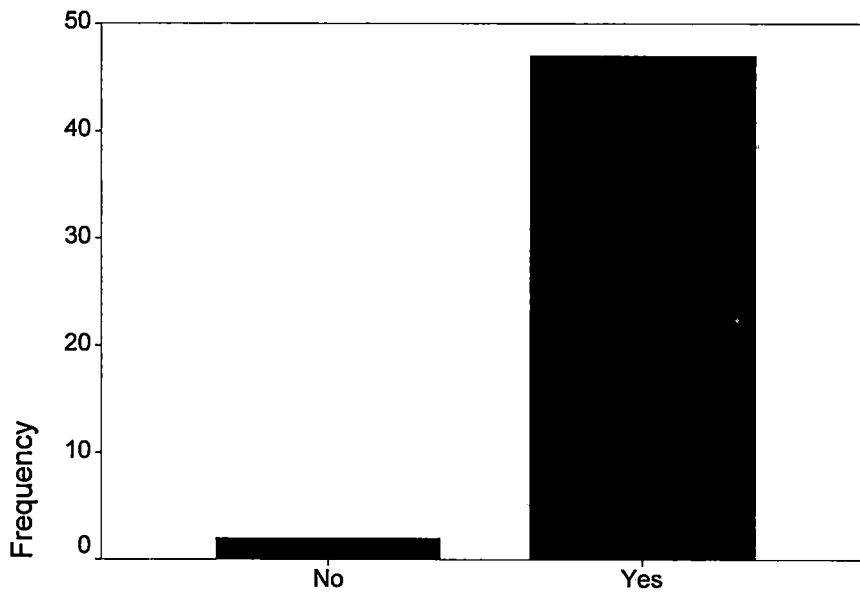
Source: OCC, Office of Institutional Research (GFS, May 1999)

**Oakland Community College  
Library Technology Program  
Report on Graduates (1988-89 through 1997-98\*)**

**Would You Still Choose OCC?**

		Frequency	Percent	Valid Percent	Cumulative Percent
Valid	No	2	2.4	4.1	4.1
	Yes	47	56.6	95.9	100.0
	Total	49	59.0	100.0	
Missing	Missing	34	41.0		
Total		83	100.0		

**Would You Still Choose OCC?**



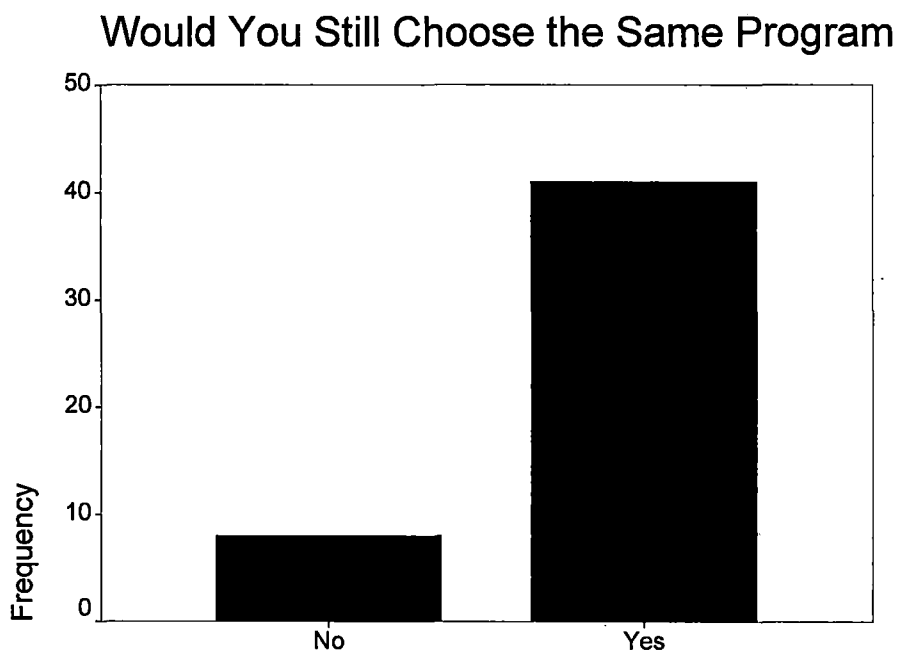
**Would You Still Choose OCC?**

\* Does not include June 1998 Graduates.

# Oakland Community College Library Technology Program Report on Graduates (1988-89 through 1997-98\*)

## Would You Still Choose the Same Program of Study?

		Frequency	Percent	Valid Percent	Cumulative Percent
Valid	No	8	9.6	16.3	16.3
	Yes	41	49.4	83.7	100.0
	Total	49	59.0	100.0	
Missing	Missing	34	41.0		
Total		83	100.0		



Would You Still Choose the Same Program of Study?

\* Does not include June 1998 Graduates.