

1997-98

Credit Hour Trends Report

Library Technical Services

Prepared by:
Oakland Community College
Office of Institutional Research
May 1999

Oakland Community College
Credit Hour Trends Report
Library Technical Services (LIB)
1988-89 through 1997-98

Each year the Office of Institutional Research prepares the Credit Hour Trends report, based on data submitted to the Michigan Department of Education in the ACS-6 report (Activities Classification Structure). This report is based on each course section's official count date (1/10th Day). The Credit Hour Trends report examines annual (July 1 - June 30) enrollment trends of OCC disciplines, based on course prefix codes and curriculum clusters.

In an attempt to show trends over time, this report includes the following graphs for Library Technical Services (LIB):

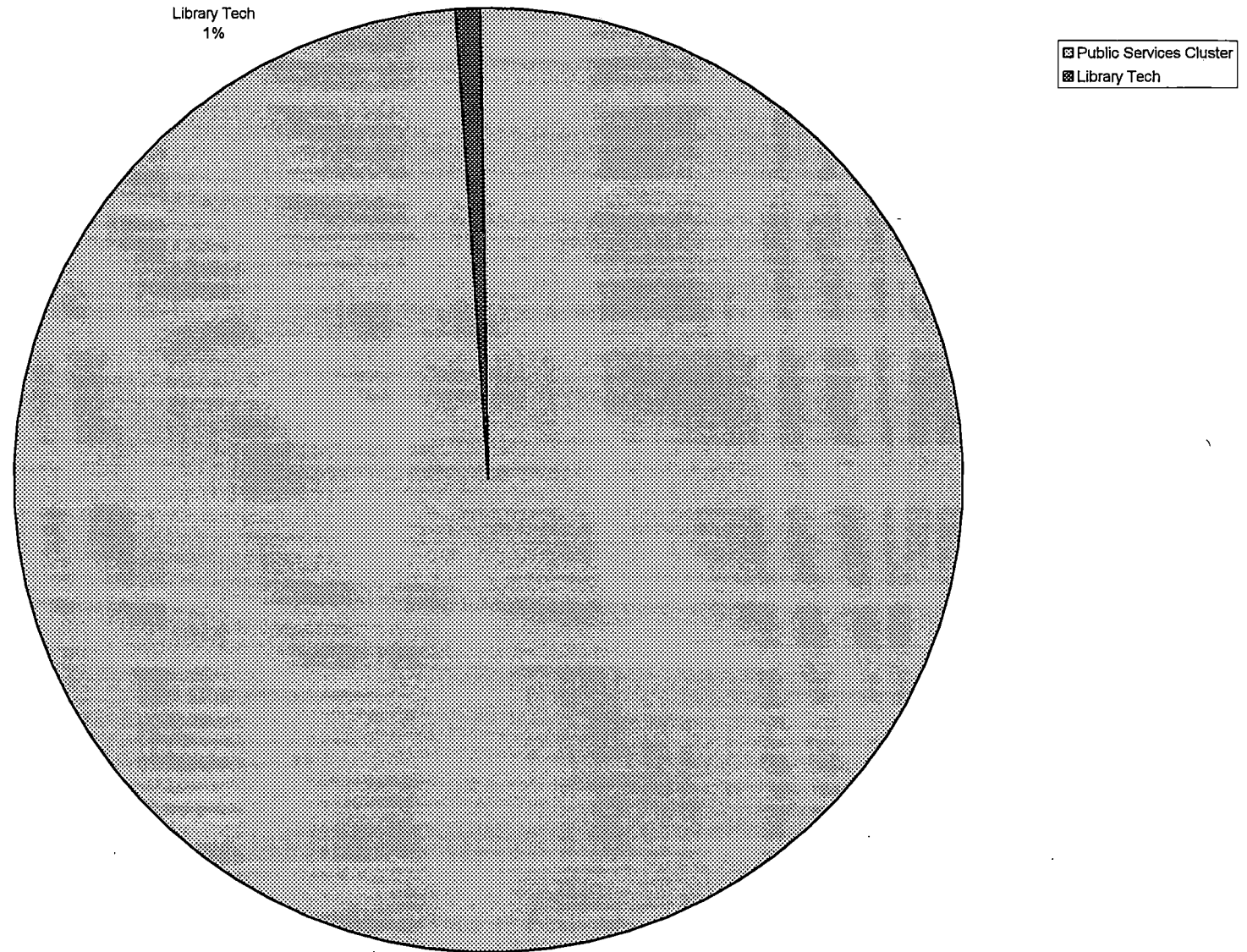
- ◆ A pie chart showing Library Technical Services as a percentage of the Public Services cluster.
- ◆ A ten year trend line showing the annual credit hours generated by Library Technical Services.
- ◆ Graphs showing the rate of change in annual credit hours generated by Library Technical Services compared to the college-wide rate of change.
- ◆ The three year moving mean for annual credit hours generated by Library Technical Services.
- ◆ A ten year trend line showing the total annual credit hours generated by the Public Services cluster.
- ◆ The final trend line shows the ten year trend in annual credit hours generated college-wide.

If you have any questions regarding this report, please contact the Office of Institutional Research at (248)471-7746.

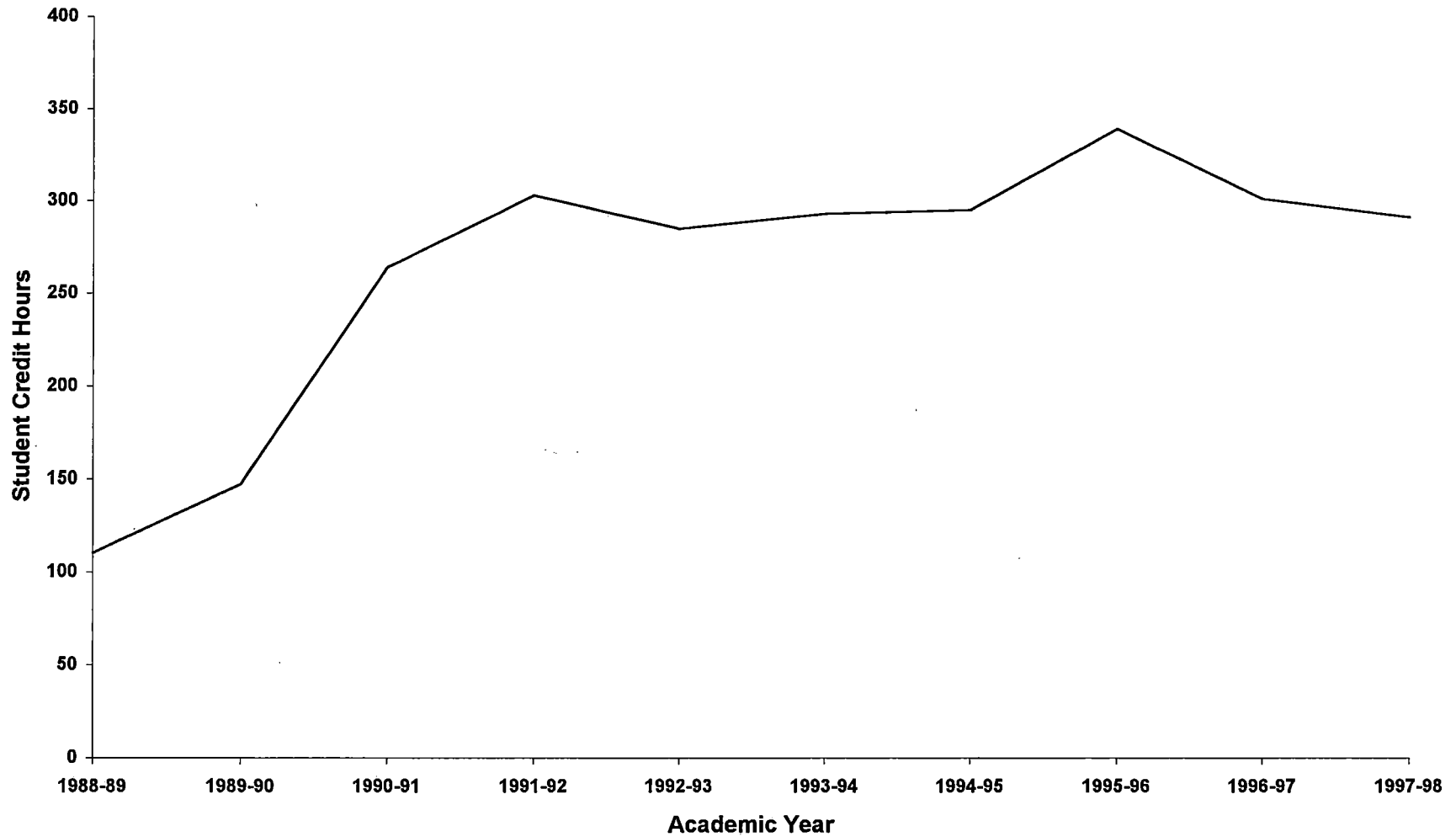
Oakland Community College
Ten Year Trend in Student Credit Hours
1988-89 through 1997-98

	1988-89 SCH	1989-90 SCH	1990-91 SCH	1991-92 SCH	1992-93 SCH	1993-94 SCH	1994-95 SCH	1995-96 SCH	1996-97 SCH	1997-98 SCH	5-Year % Change	10-Year % Change
Library Technical Services	110	147	264	303	285	293	295	339	301	291	-0.7	164.5
Public Services (Cluster)	37,669	34,862	36,544	38,891	41,648	42,502	44,380	39,112	45,205	31,984	-24.7	-15.1
College Wide Totals	482,566	493,815	508,276	532,100	528,686	501,553	471,593	451,159	443,471	431,521	-14.0	-10.6

Oakland Community College
Library Tech as a Percentage of Public Services Cluster
1997-98

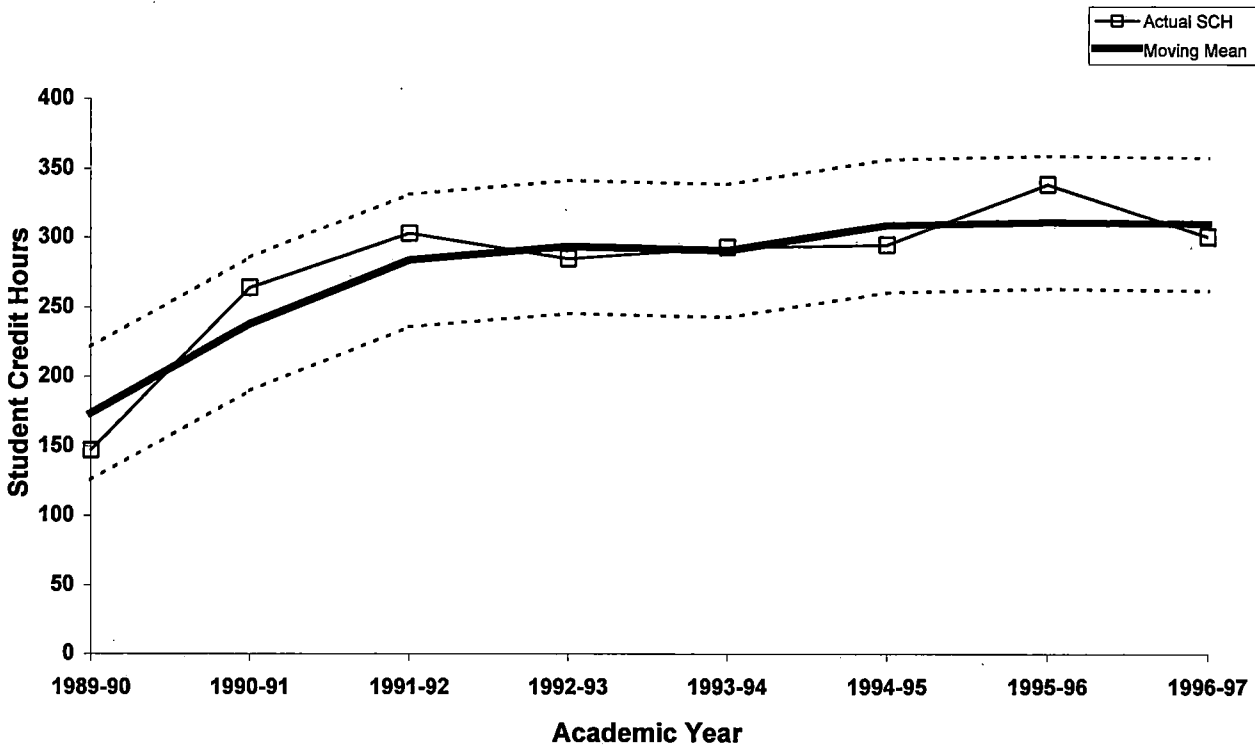


**Oakland Community College
Ten Year Trend in Student Credit Hours
Discipline: Library Technical Services
1988-89 through 1997-98**

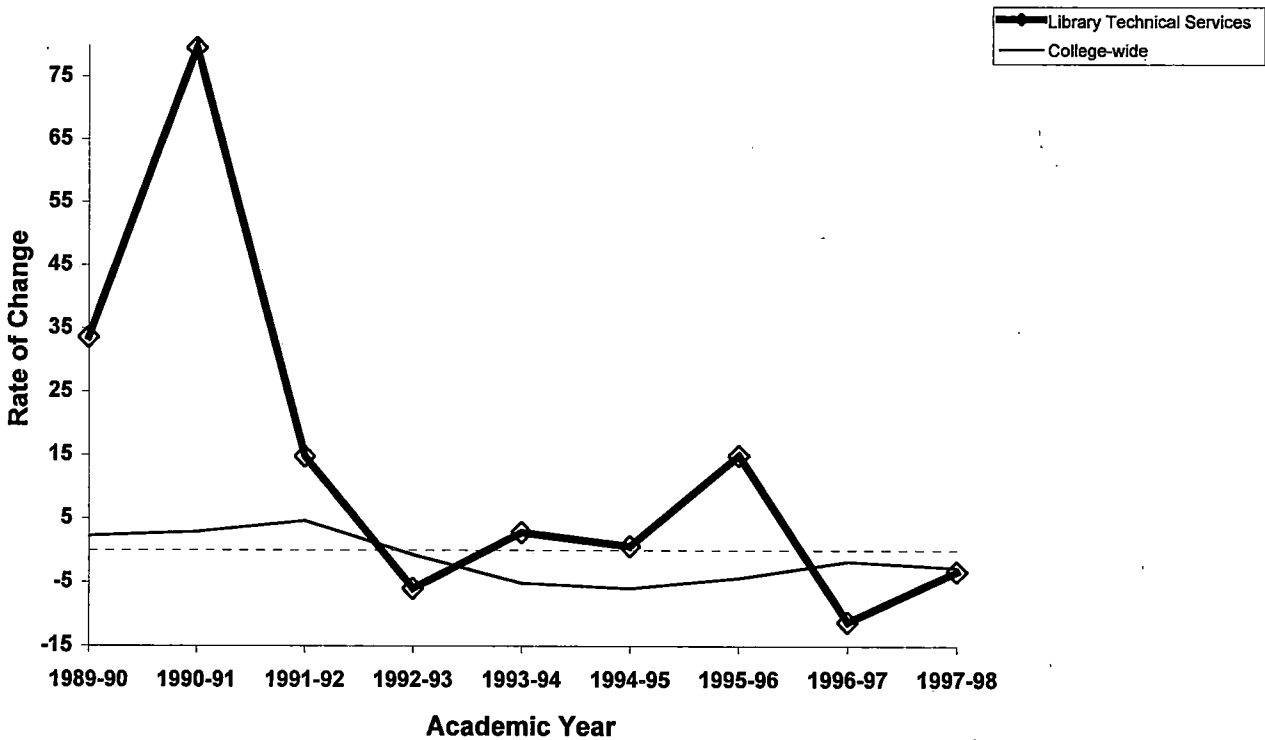


**Oakland Community College
Discipline: Library Technical Services
1989-90 through 1997-98**

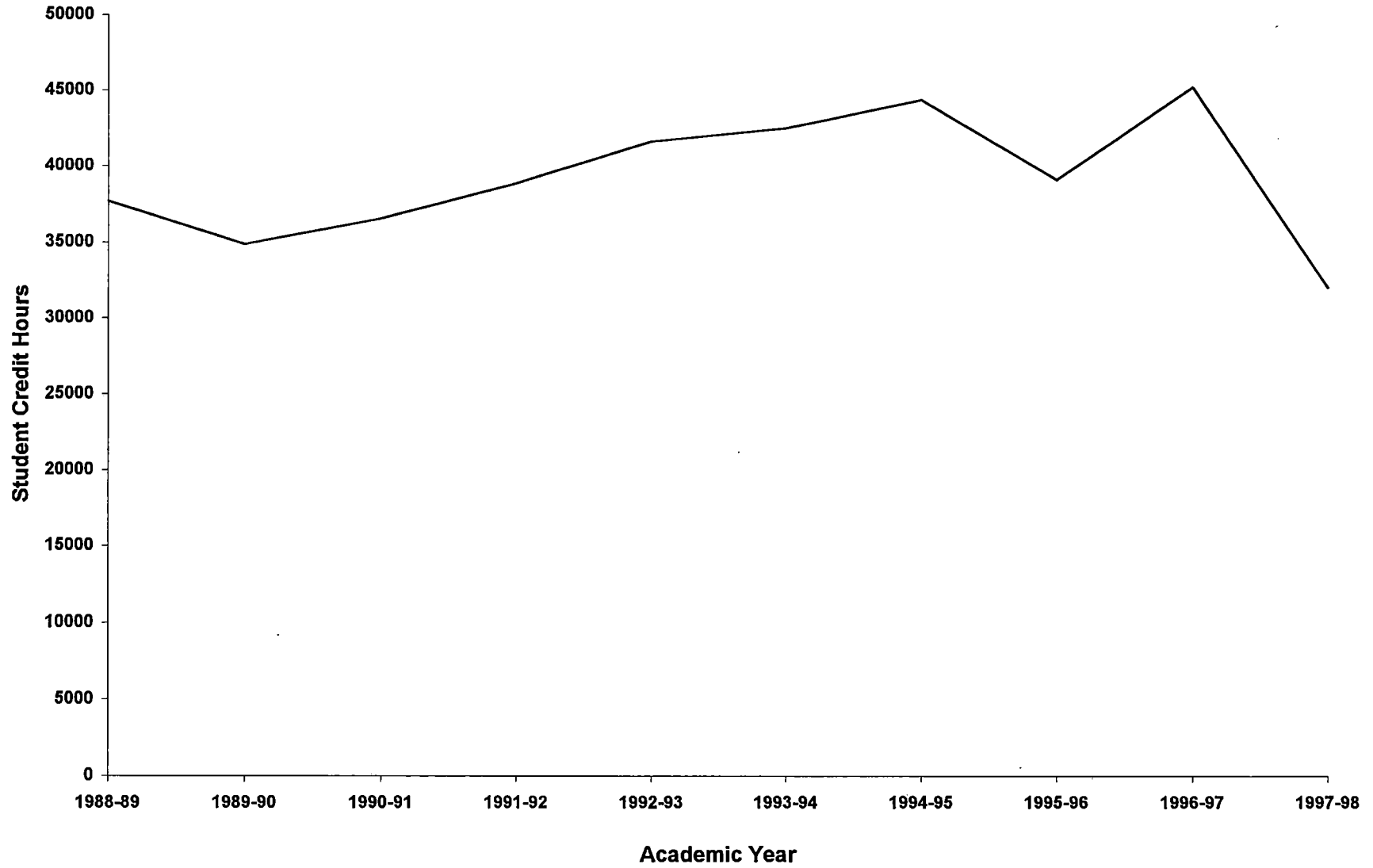
3-Year Moving Mean



Rate of Change in Student Credit Hours



**Oakland Community College
Ten Year Trend in Student Credit Hours
Cluster: Public Services
1988-89 through 1997-98**



**Oakland Community College
Ten Year Trend in Student Credit Hours
College-wide Totals
1988-89 through 1997-98**

