



OAKLAND
COMMUNITY
COLLEGE

**Credit Hour Trends Report
Food Service
FST
2002-03**

**Prepared by:
Oakland Community College
Office of Institutional Research
April 16, 2004**

**Oakland Community College
Credit Hour Trends Report
Food Service
1993-94 through 2002-03**

Each year the Office of Institutional Research prepares the Credit Hour Trends Report, based on data submitted to the State of Michigan in the annual ACS-6 (Activities Classification Structure) process. This report is based on each course section's official count date (1/10th Day). The Credit Hour Trends Report examines annual (July 1 - June 30) enrollment trends of OCC disciplines, based on course prefix codes.

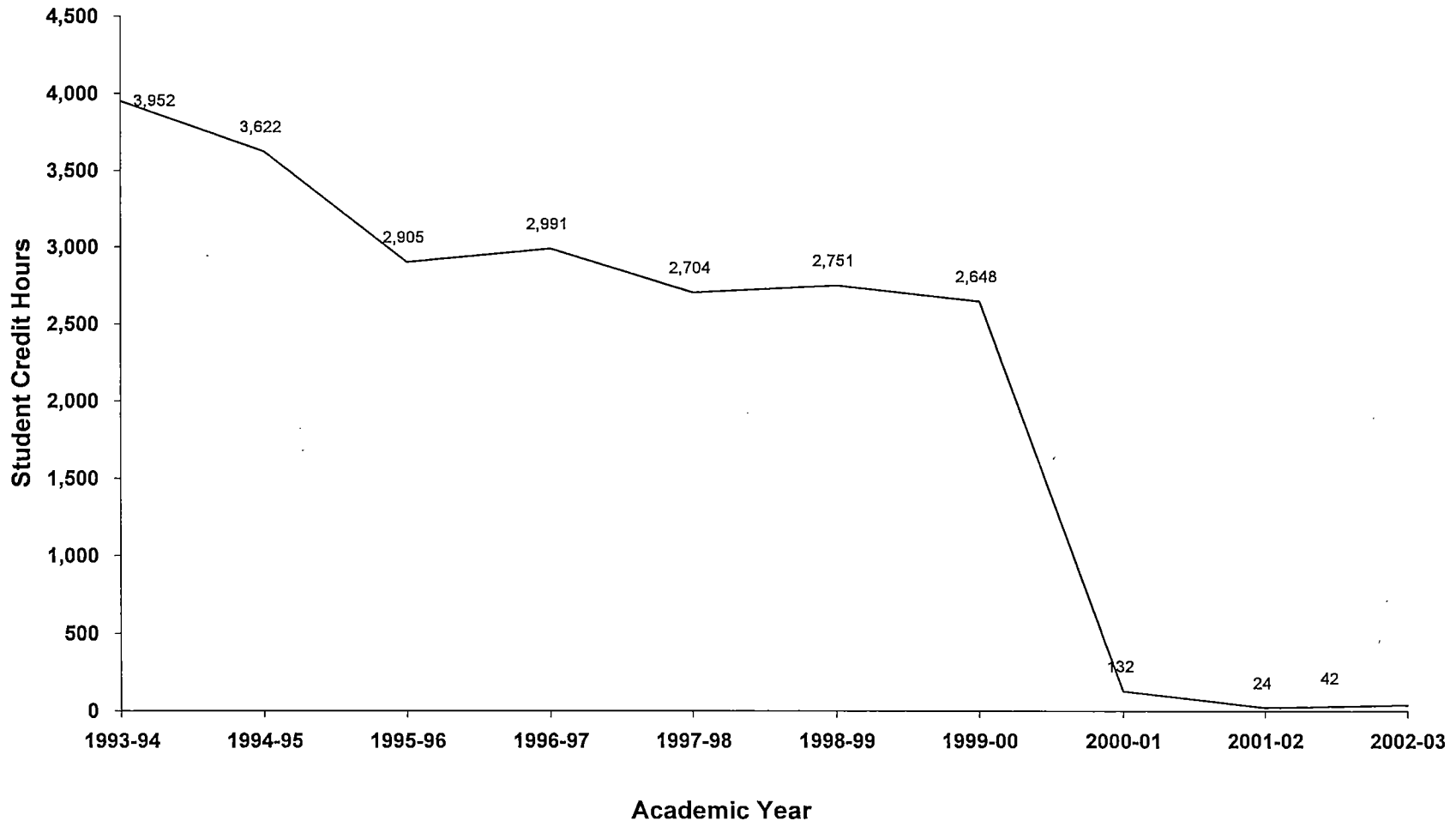
Trends over a specified period of time are illustrated by the following graphs for Food Service.

- Graph depicting ten-year trend in student credit hours generated by Food Service
- Graphs depicting three-year moving mean and rate of change in student credit hours for Food Service.
- Ten-year trend in annual credit hours generated Collegewide.

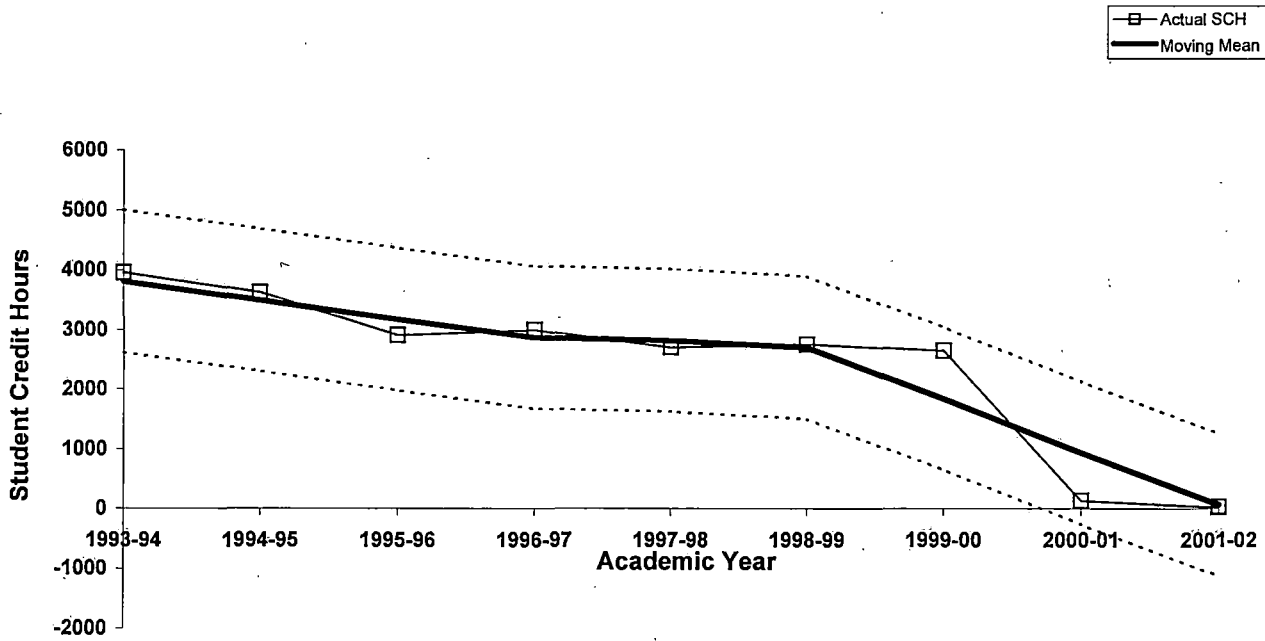
Questions regarding this report can be forwarded to the Office of Institutional Research at (248) 341-2123.

**Oakland Community College
Ten-Year Trend in Student Credit Hours
Food Service
1993-94 through 2002-03**

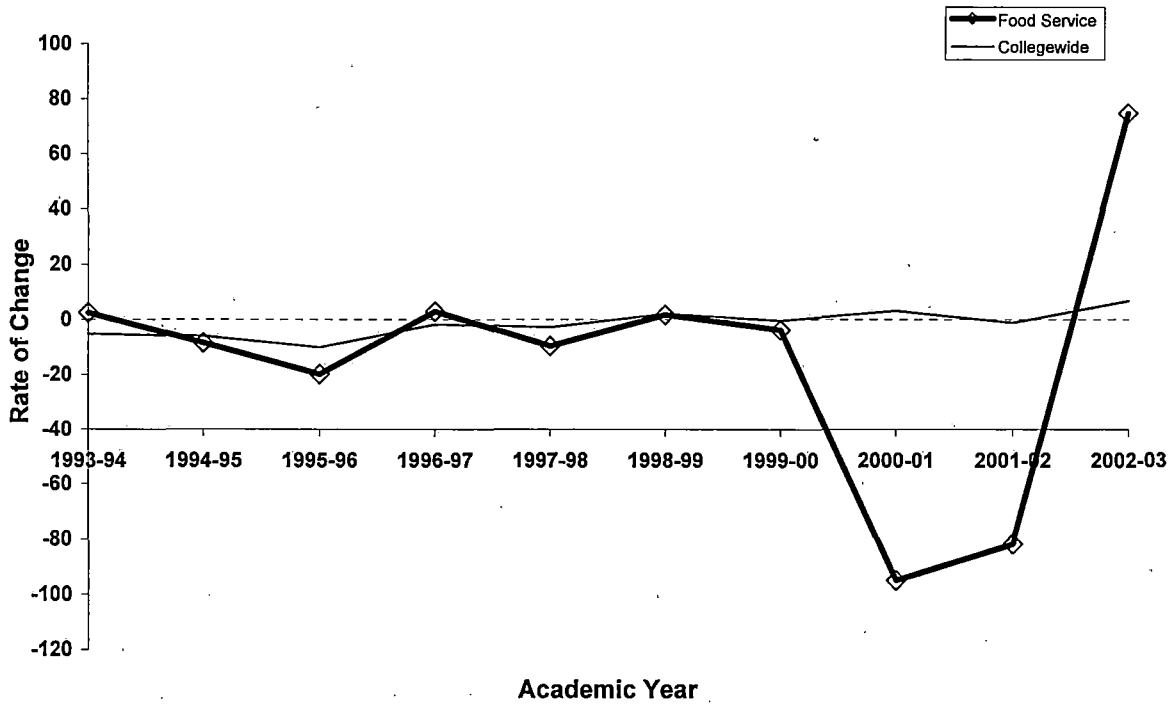
	1993-94 SCH	1994-95 SCH	1995-96 SCH	1996-97 SCH	1997-98 SCH	1998-99 SCH	1999-00 SCH	2000-01 SCH	2001-02 SCH	2002-03 SCH	5-Year % Change	10-Year % Change
Food Service	3,952	3,622	2,905	2,991	2,704	2,751	2,648	132	24	42	-98.5	-98.9
College Wide Totals	501,553	471,593	451,159	443,471	431,521	440,448	438,997	453,054	447,928	478,827	8.7	-4.5



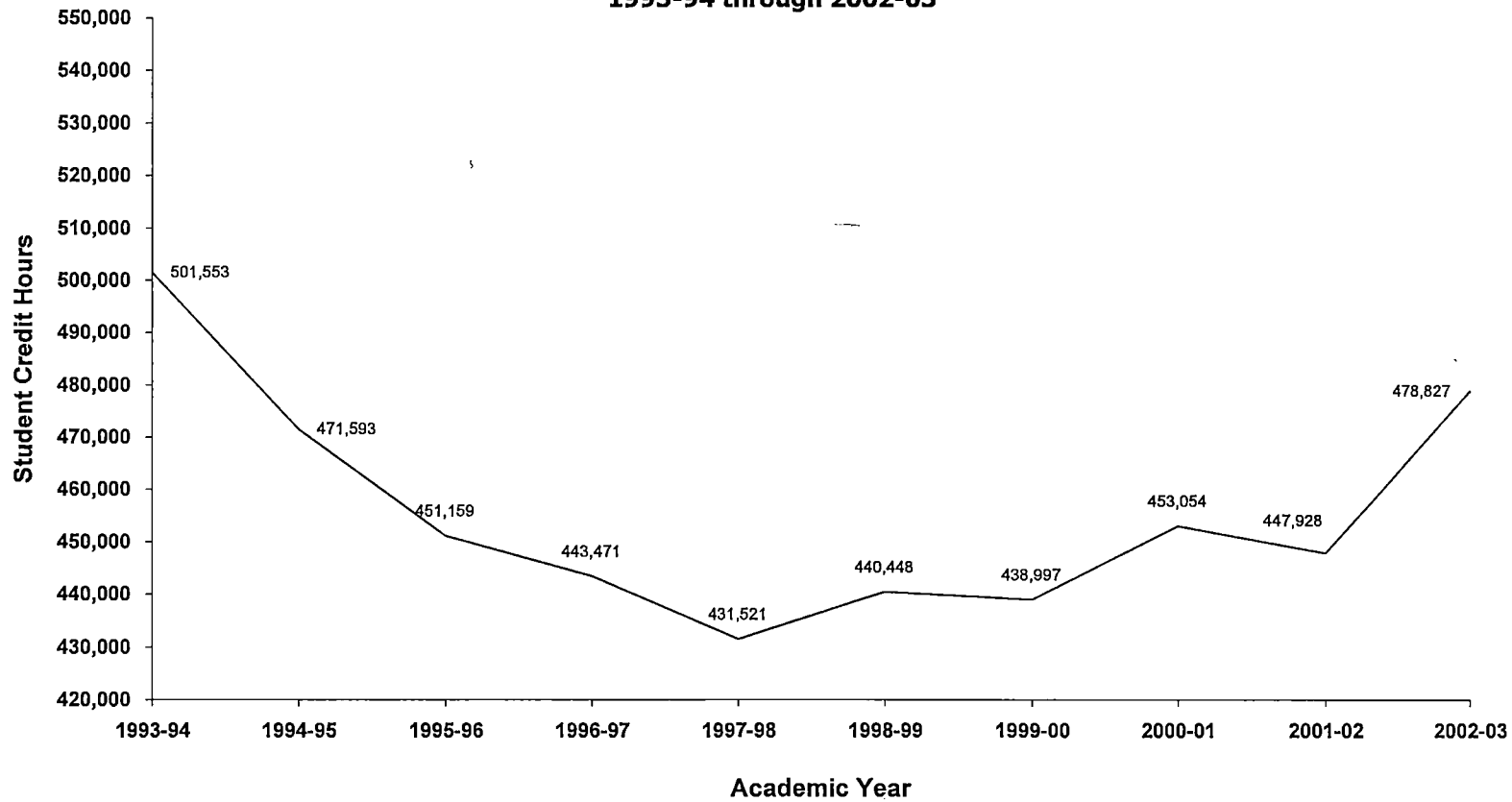
**Oakland Community College
Three-Year Moving Mean
Food Service
1993-94 through 2001-02**



Rate of Change in Student Credit Hours 1993-94 through 2002-03



**Oakland Community College
Ten-Year Trend in Student Credit Hours
College-Wide
1993-94 through 2002-03**



1993-94	1994-95	1995-96	1996-97	1997-98	1998-99	1999-00	2000-01	2001-02	2002-03
501,553	471,593	451,159	443,471	431,521	440,448	438,997	453,054	447,928	478,827