



OAKLAND
COMMUNITY
COLLEGE

**Credit Hour Trends Report
Business Courses/Court Reporting
BIS for CCT
2003-04**

**Prepared by:
Oakland Community College
Office of Institutional Research
March 4, 2005**

**Oakland Community College
Credit Hour Trends Report
Business Courses/Court Reporting
1999-00 through 2003-04**

Each year the Office of Institutional Research prepares the Credit Hour Trends Report, based on data submitted to the State of Michigan in the annual ACS-6 (Activities Classification Structure) process. This report is based on each course section's official count date (1/10th Day). The Credit Hour Trends Report examines annual (July 1 - June 30) enrollment trends of OCC disciplines, based on course prefix codes.

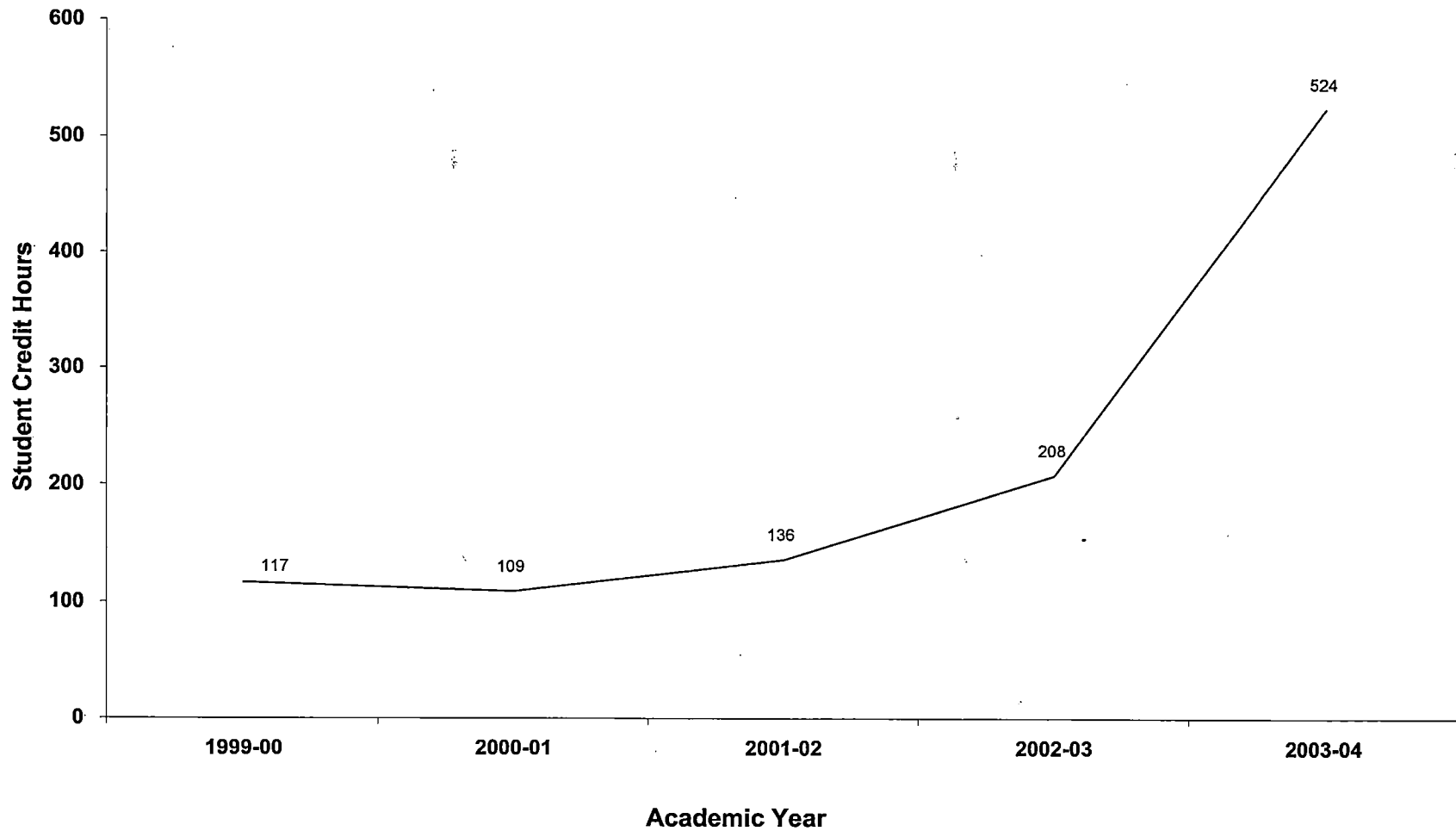
Trends over a specified period of time are illustrated by the following graphs for Business Courses/Court Reporting.

- Graph depicting five-year trend in student credit hours generated by Business Courses/Court Reporting.
- Graphs depicting three-year moving mean and rate of change in student credit hours for Business Courses/Court Reporting.
- Five-year trend in annual credit hours generated Collegewide.

Questions regarding this report can be forwarded to the Office of Institutional Research at (248) 341-2123.

**Oakland Community College
Five-Year Trend in Student Credit Hours
Business Courses/Court Reporting
1999-00 through 2003-04**

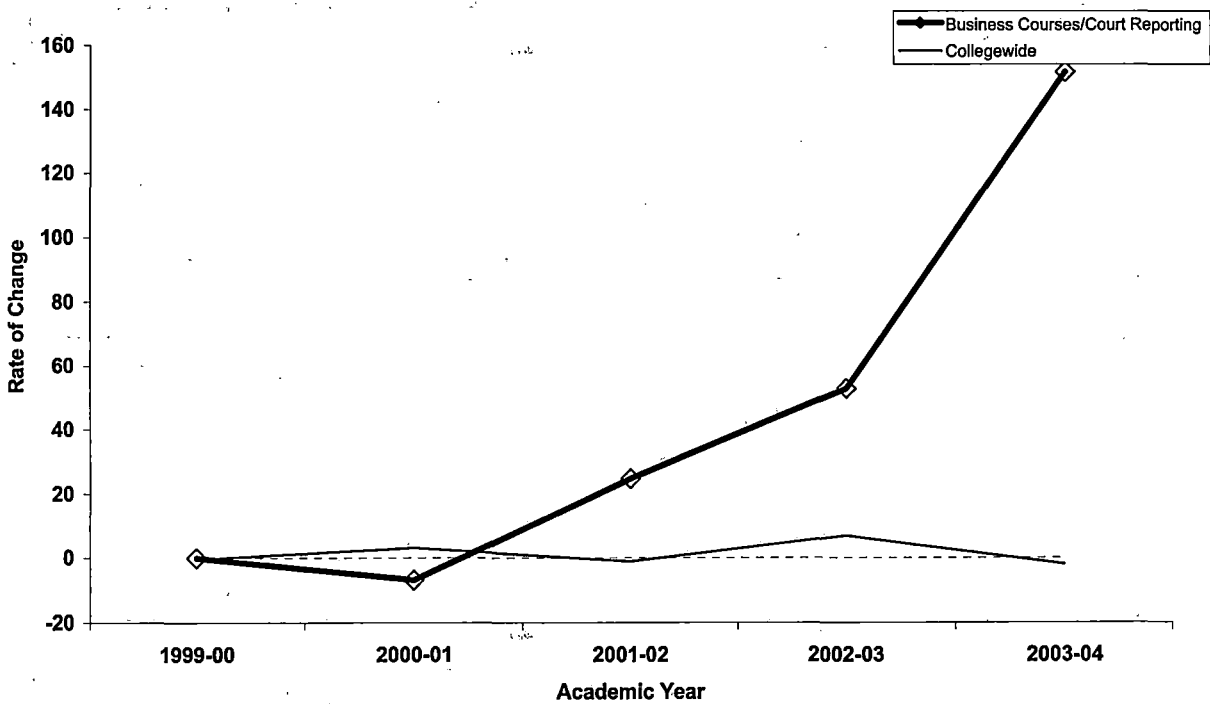
	1999-00 SCH	2000-01 SCH	2001-02 SCH	2002-03 SCH	2003-04 SCH	5-Year % Change
Business Courses/Court Reporting	117	109	136	208	524	347.9
College Wide Totals	438,997	453,054	447,928	478,827	468,777	6.8



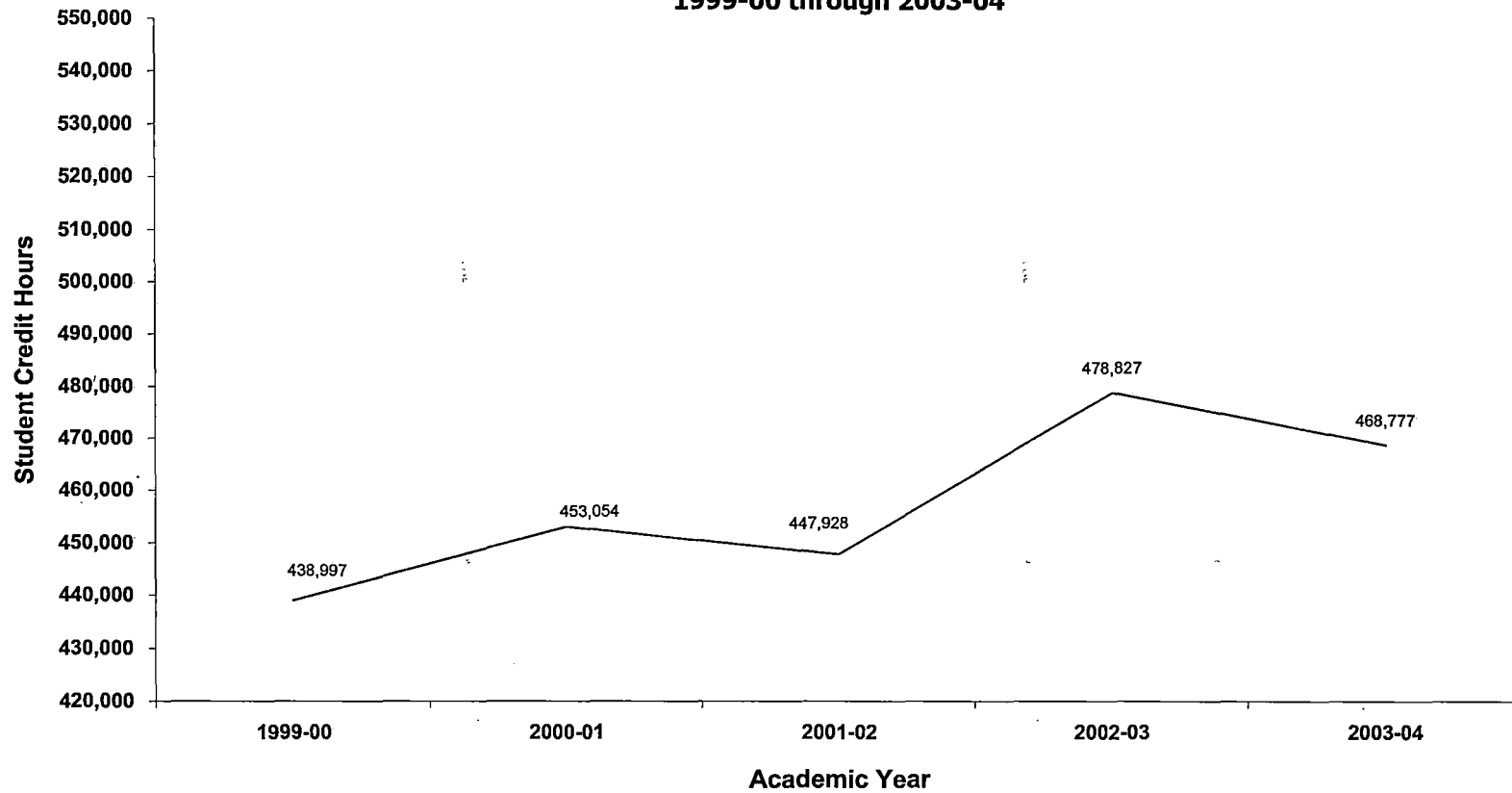
**Oakland Community College
Three-Year Moving Mean
Business Courses/Court Reporting
1999-00 through 2003-04**



Rate of Change in Student Credit Hours 1999-00 through 2003-04



**Oakland Community College
Five-Year Trend in Student Credit Hours
College-Wide
1999-00 through 2003-04**



1999-00	2000-01	2001-02	2002-03	2003-04
438,997	453,054	447,928	478,827	468,777