



OAKLAND
COMMUNITY
COLLEGE

**Credit Hour Trends Report
Aviation Flight Tech
FLT
2000-01**

**Prepared by:
Oakland Community College
Office of Institutional Research
March 8, 2002**

**Oakland Community College
Credit Hour Trends Report
Aviation Flight Tech
1991-92 through 2000-01**

Each year the Office of Institutional Research prepares the Credit Hour Trends report, based on data submitted to the State of Michigan in the annual ACS-6 (Activities Classification Structure) process. This report is based on each course section's official count date (1/10th Day). The Credit Hour Trends report examines annual (July 1 - June 30) enrollment trends of OCC disciplines, based on course prefix codes.

Trends over a specified period of time are illustrated by the following graphs for Aviation Flight Tech.

- Graph depicting ten year trend in student credit hours generated by Aviation Flight Tech
- Graphs depicting 3-year moving mean and rate of change in student credit hours for Aviation Flight Tech.
- Ten year trend in annual credit hours generated college-wide.

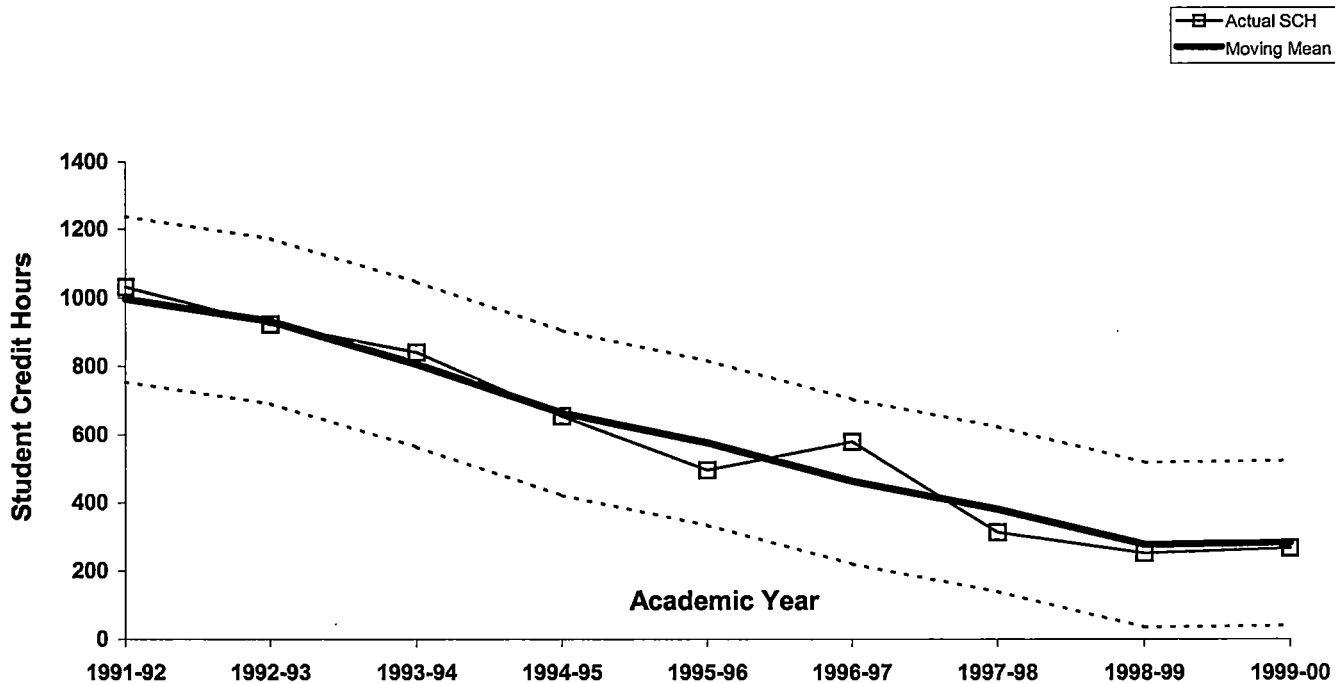
Questions regarding this report can be addressed to the Office of Institutional Research at (248) 341-2123.

**Oakland Community College
Ten Year Trend in Student Credit Hours
Aviation Flight Tech
1991-92 through 2000-01**

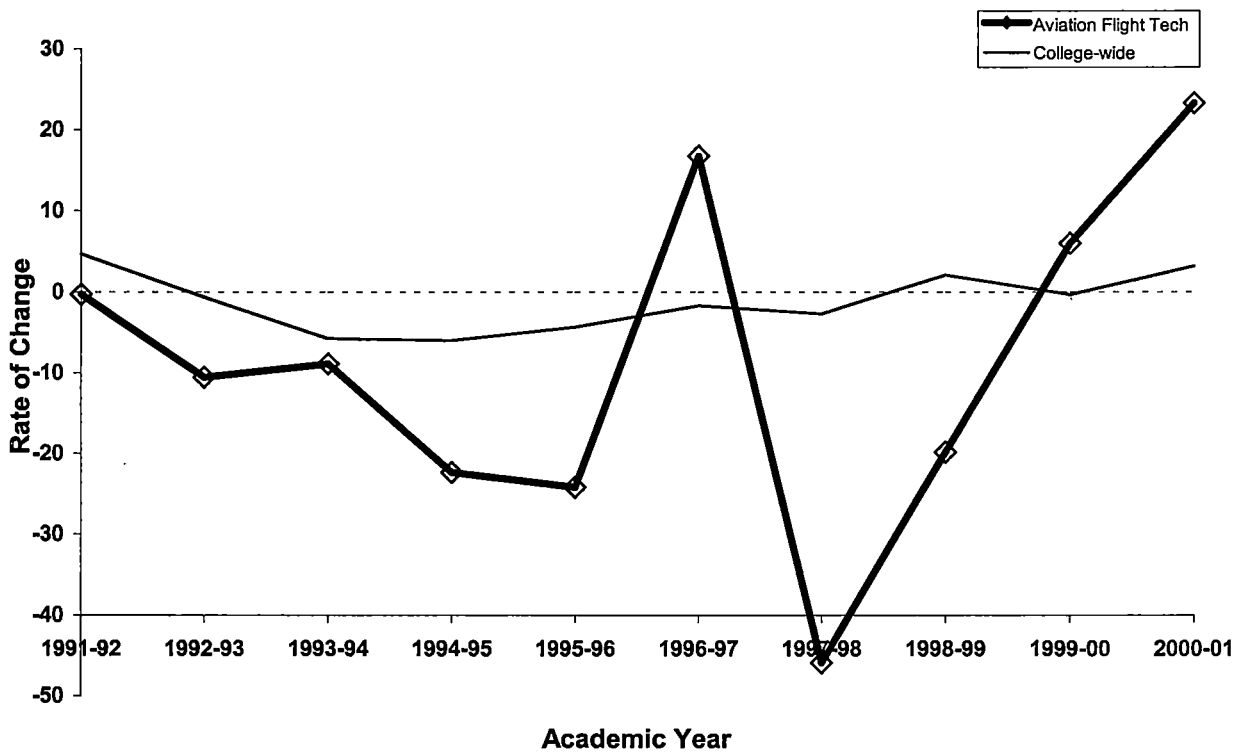
| | 1991-92 SCH | 1992-93 SCH | 1993-94 SCH | 1994-95 SCH | 1995-96 SCH | 1996-97 SCH | 1997-98 SCH | 1998-99 SCH | 1999-00 SCH | 2000-01 SCH | 5-Year % Change | 10-Year % Change |
|----------------------|------------------------|------------------------|------------------------|------------------------|------------------------|------------------------|------------------------|------------------------|------------------------|------------------------|----------------------------|-----------------------------|
| Aviation Flight Tech | 1,032 | 923 | 841 | 653 | 495 | 578 | 313 | 251 | 266 | 328 | -43.3 | -68.2 |
| College Wide Totals | 532,100 | 528,686 | 501,553 | 471,593 | 451,159 | 443,471 | 431,521 | 440,448 | 438,997 | 453,054 | 2.2 | -14.9 |



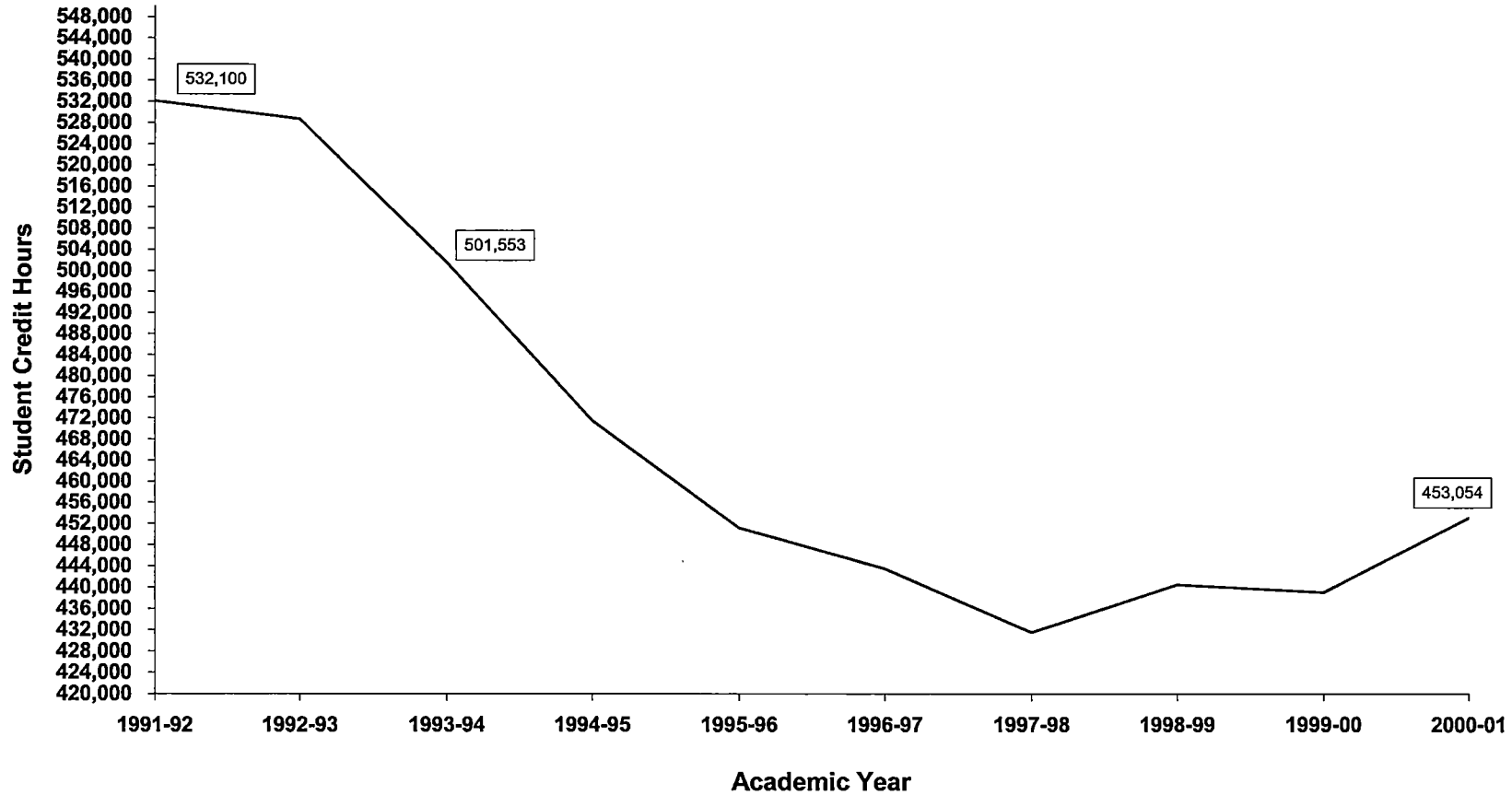
**Oakland Community College
3 - Year Moving Mean
Aviation Flight Tech
1991-92 through 1999-00**



Rate of Change in Student Credit Hours 1991-92 through 2000-01



**Oakland Community College
Ten Year Trend in Student Credit Hours
College-wide
1991-92 through 2000-01**



| 1991-92 | 1992-93 | 1993-94 | 1994-95 | 1995-96 | 1996-97 | 1997-98 | 1998-99 | 1999-00 | 2000-01 |
|---------|---------|---------|---------|---------|---------|---------|---------|---------|---------|
| 532,100 | 528,686 | 501,553 | 471,593 | 451,159 | 443,471 | 431,521 | 440,448 | 438,997 | 453,054 |